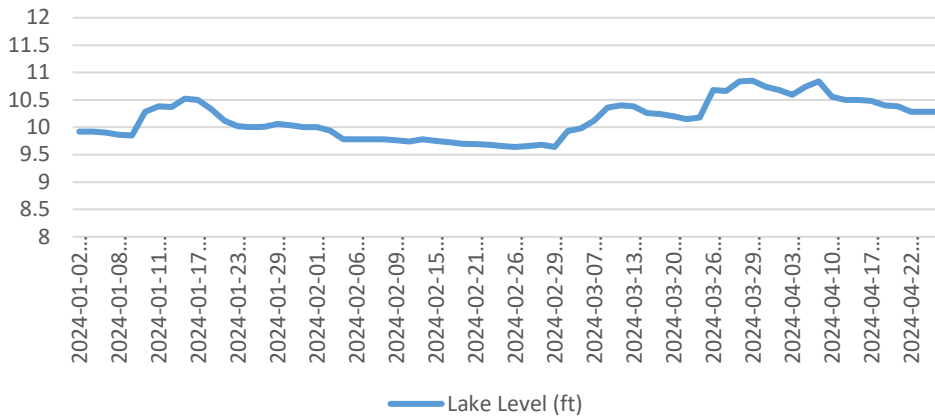


### Lake Massapoag Lake Level 2024

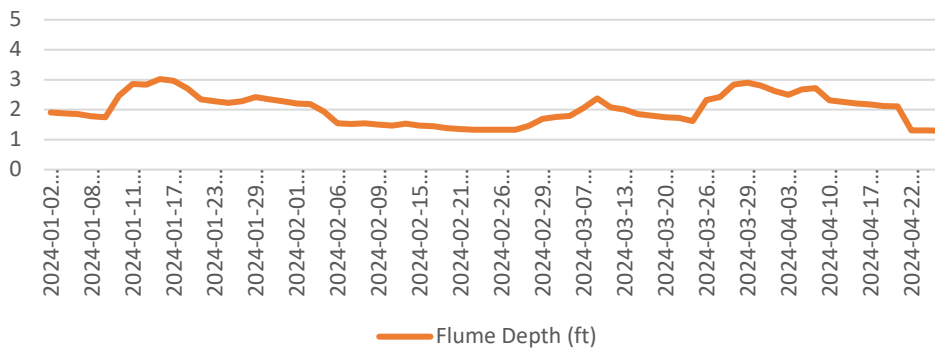


Lake Max Levels: Mar-Apr 15 10.2, Apr 16-Sep 10.5, Oct 10.0, Nov-Feb 9.8 ft

Blue Hill Observatory Precipitation YTD: <https://bluehill.org/2024-precipitation/>

Blue Hill Annual Summary Graph Prior Year: <https://bluehill.org/2023-annual-summary-graph/>

### Lake Massapoag Flume Depth 2024

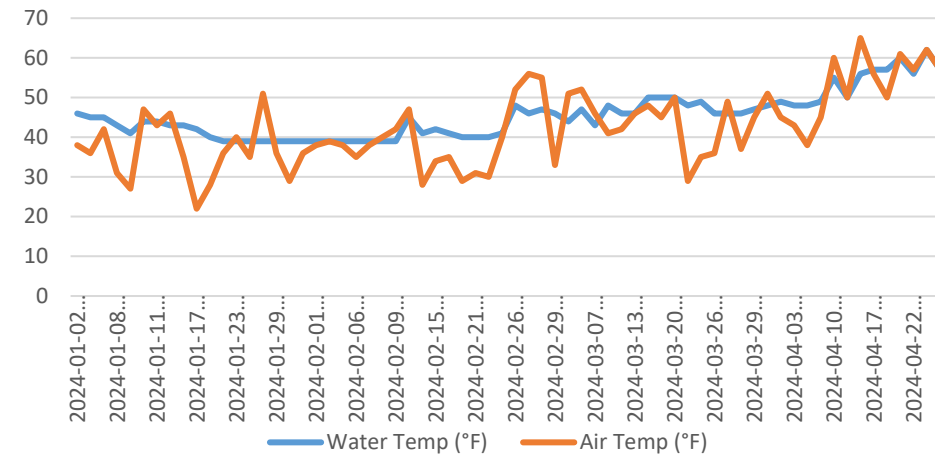


Flume Min Levels: Mar-Apr 15 3.0-4.5 cfs (.95-1.15 ft), May-Oct 1.5 cfs (.75 ft), min 1.0 cfs (.65 ft)

Blue Hill Observatory Precipitation YTD: <https://bluehill.org/2024-precipitation/>

Blue Hill Annual Summary Graph Prior Year: <https://bluehill.org/2023-annual-summary-graph/>

### Air and Water Temperature (°F) 2024



Blue Hill Observatory Temperature YTD: <https://bluehill.org/2024-mean-temperature/>

Blue Hill Annual Summary Graph Prior Year: <https://bluehill.org/2023-annual-summary-graph/>