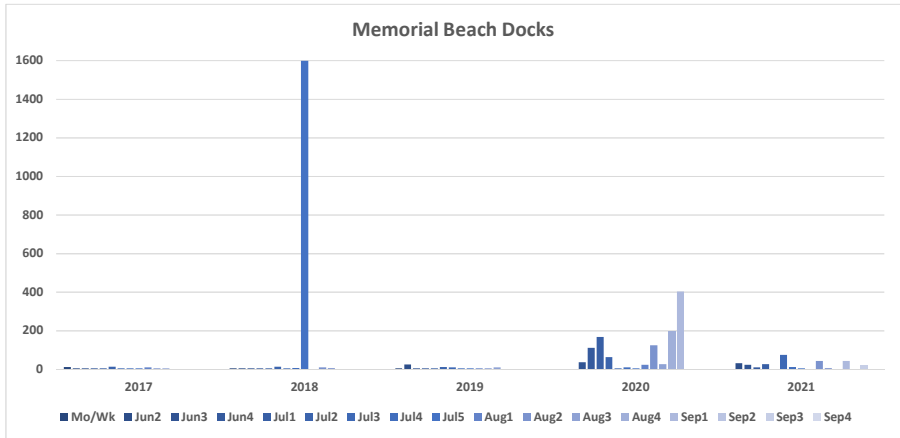


Lake Massapoag E. Coli Results  
Town Swimming Areas 2017-2021

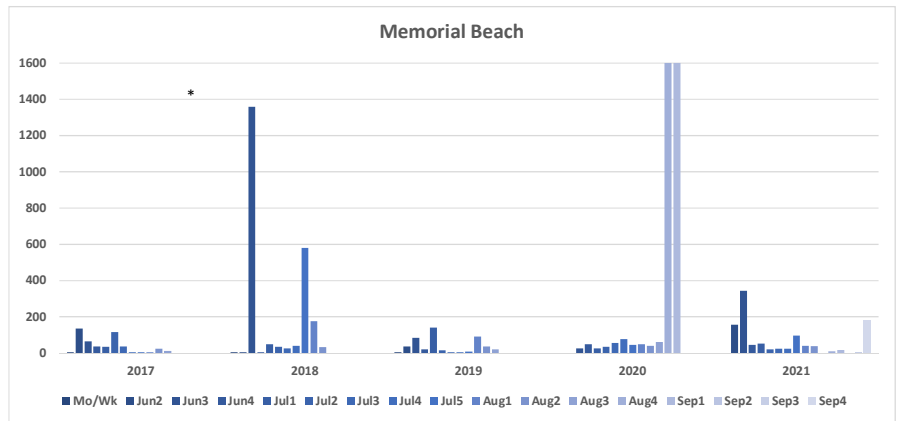
Memorial Beach Docks

Mo/Wk	2017	2018	2019	2020	2021
Jun1	12	5	5		
Jun2	5	5	25		32
Jun3	5	5	5	36	24
Jun4	5	5	5	112	10
Jul1	5	5	5	168	28
Jul2	15	15	12	64	
Jul3	5	5	10	5	76
Jul4	5	8	5	10	12
Jul5	5	1600	5	5	5
Aug1	10		5	24	0
Aug2	5	10	5	124	44
Aug3	5	8	10	28	8
Aug4				196	
Sep1				404	44
Sep2					
Sep3					20
Sep4					



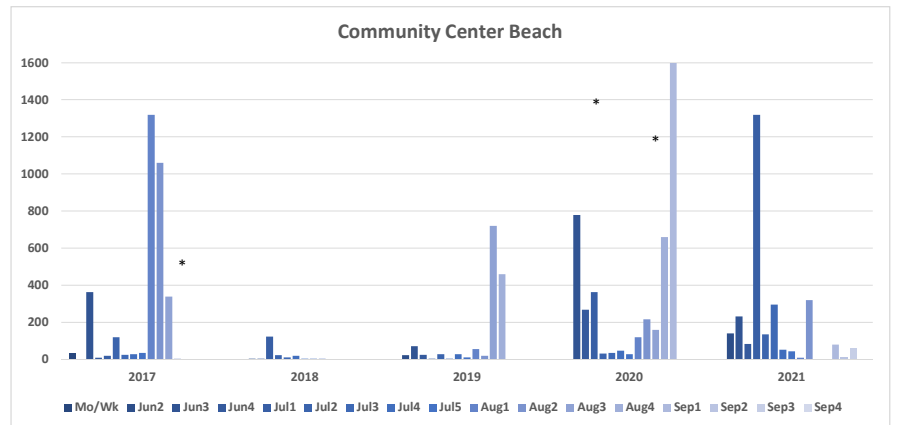
Memorial Beach

Mo/Wk	2017	2018	2019	2020	2021
Jun1	5	5	5		
Jun2	136	5	36		156
Jun3	64	1360	84	25	344
Jun4	36	5	20	48	44
Jul1	35	48	140	26	52
Jul2	116	35	15	35	20
Jul3	36	25	5	56	24
Jul4	5	40	5	76	24
Jul5	5	580	8	44	96
Aug1	5	176	92	48	40
Aug2	24	32	36	40	37
Aug3	12		20	60	
Aug4				1600	10
Sep1				1600	16
Sep2					
Sep3					5
Sep4					180



Community Center

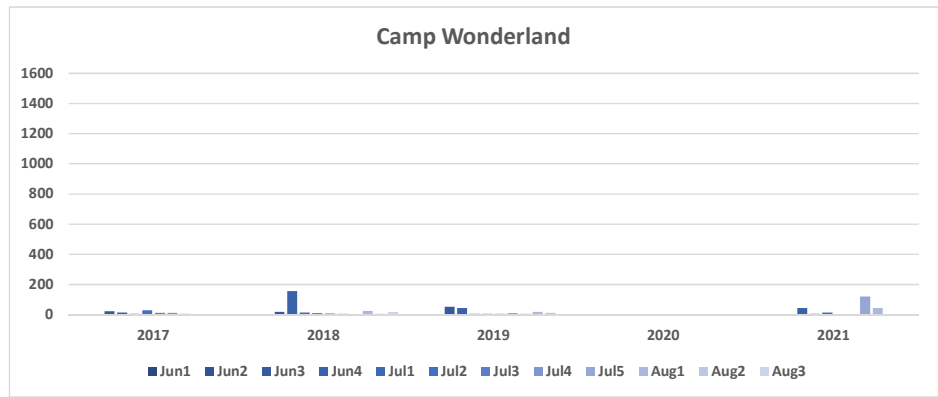
Mo/Wk	2017	2018	2019	2020	2021
Jun1	32				
Jun2			24		140
Jun3	364	5	72	780	232
Jun4	10	5	25	268	84
Jul1	20	124	5	364	1320
Jul2	120	24	28	32	136
Jul3	25	12	5	36	296
Jul4	28	20	28	48	52
Jul5	36	5	12	28	44
Aug1	1320	5	56	120	10
Aug2	1060	5	20	216	320
Aug3	340		720	160	
Aug4	5		460	660	
Sep1				1600	80
Sep2					12
Sep3					60
Sep4					0



## Lake Massapoag E. Coli Results Camps and MYC 2017-2021

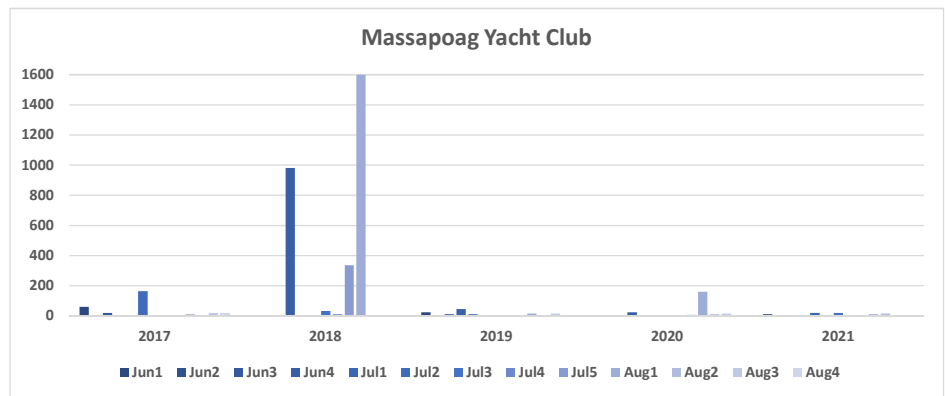
### Camp Wonderland

Mo/Wk	2017	2018	2019	2020	2021
Jun1					
Jun2					
Jun3	24	20	52		0
Jun4	15	156	44		44
Jul1	5	16	5		5
Jul2	30	10	5		16
Jul3	12	8	5		
Jul4	12	5	10		
Jul5	5		5		120
Aug1	4	25	20		44
Aug2		5	12		
Aug3		16			
Aug4					



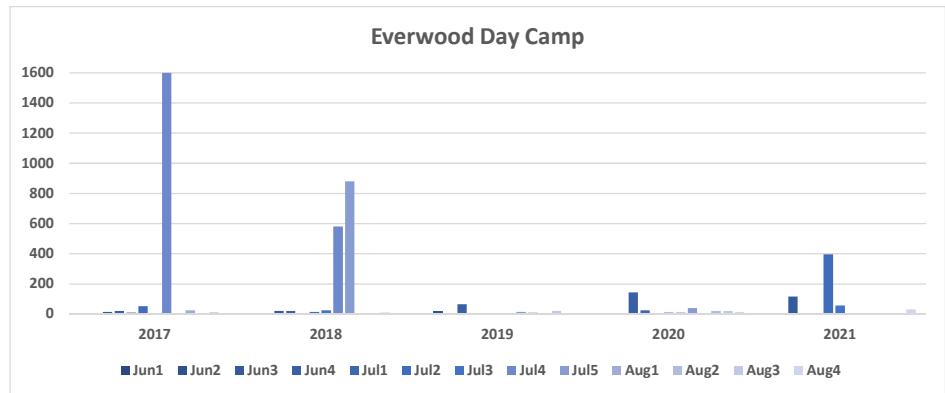
### Massapoag Yacht Club

Mo/Wk	2017	2018	2019	2020	2021
Jun1	60	5	25		10
Jun2			5		5
Jun3	20	5	10		0
Jun4	5	980	44	24	0
Jul1	5	5	10		20
Jul2	164	5	5		
Jul3	5	32	5		20
Jul4	5	10	5		
Jul5	5	336	5	8	
Aug1	10	1600	15	160	10
Aug2	5	5	5	10	16
Aug3	20	5	16	16	5
Aug4	20				



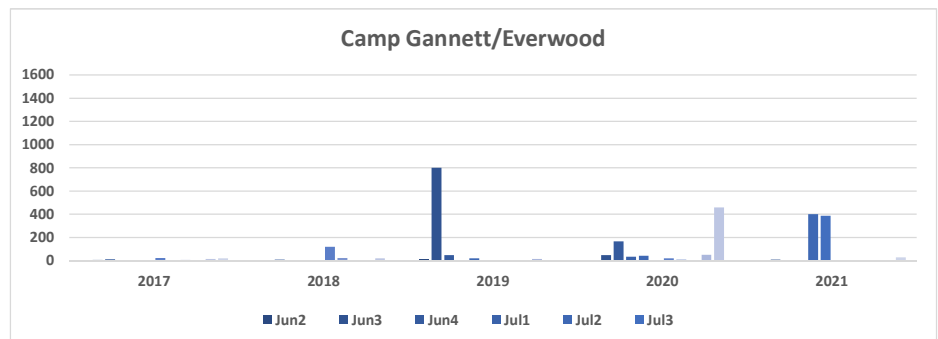
### Everwood Day Camp

Mo/Wk	2017	2018	2019	2020	2021
Jun1					
Jun2			20		
Jun3	15	20	5	5	116
Jun4	20	20	64	144	0
Jul1	10	5	5	24	5
Jul2	52	15	5		396
Jul3	5	24	5	10	56
Jul4	1600	580	5	10	5
Jul5	5	880	15	40	
Aug1	24	5	10		0
Aug2	5	5	5	20	0
Aug3	12	10	20	20	5
Aug4				15	32



### Camp Gannett/Everwood

Mo/Wk	2017	2018	2019	2020	2021
Jun2			15	0	
Jun3	8	5	800	48	10
Jun4	12	10	48	168	0
Jul1	5	5	5	36	5
Jul2	5	5	20	44	400
Jul3	5	5	5		388
Jul4	24	120	5	20	0
Jul5	5	25	5	10	
Aug1	8		5	0	5
Aug2	5	5	15	52	5
Aug3	15	20		460	5
Aug4	20				28



**Notes:** High E. coli > 235 colonies/100 ml. If high, retest to verify. Reopen after Geomean for 5 consecutive tests < 126  
**Source:** Data from Sharon Board of Health.