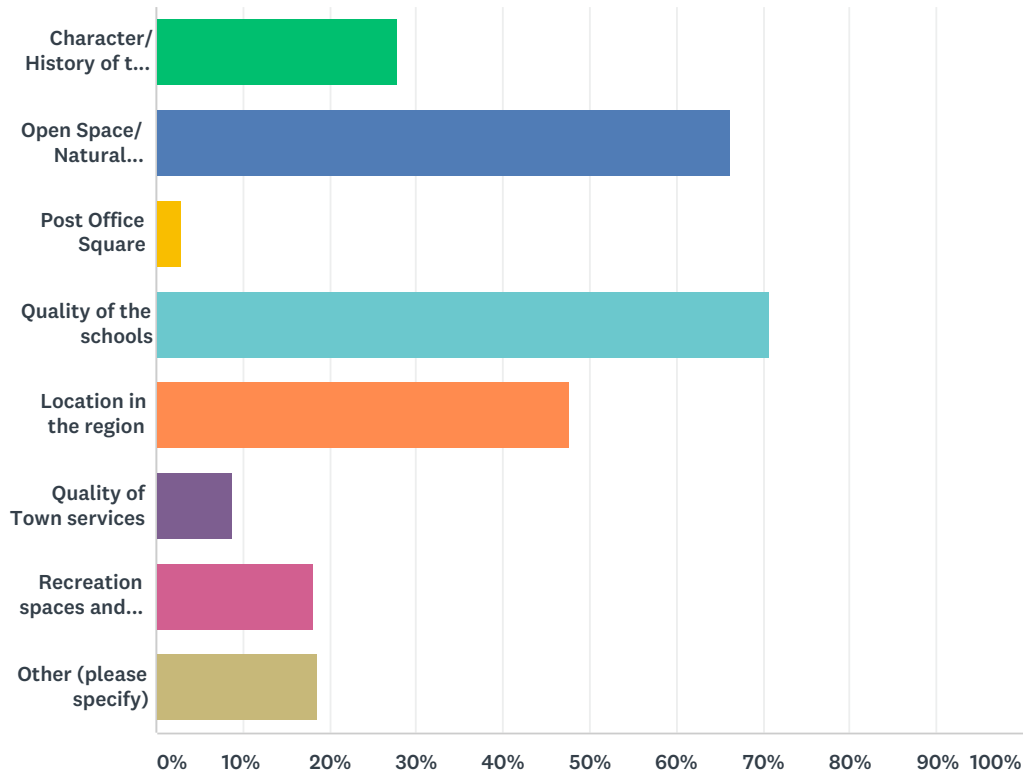


## Q1 What makes Sharon the place you want to live/ work/ play? (choose up to 3)

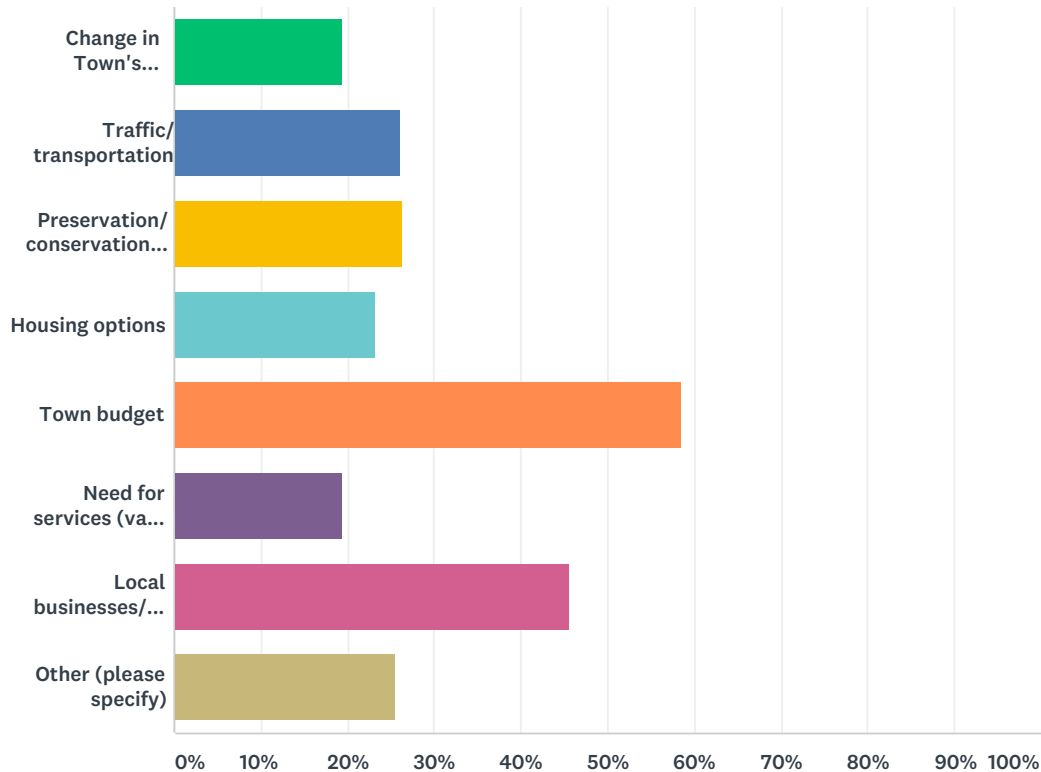
Answered: 851 Skipped: 0



ANSWER CHOICES	RESPONSES	
Character/ History of the Town	27.85%	237
Open Space/ Natural Resources	66.39%	565
Post Office Square	2.94%	25
Quality of the schools	70.62%	601
Location in the region	47.71%	406
Quality of Town services	8.70%	74
Recreation spaces and programs	18.21%	155
Other (please specify)	18.68%	159
Total Respondents: 851		

## Q2 What are the most challenging issues facing the Town? (Choose up to 3)

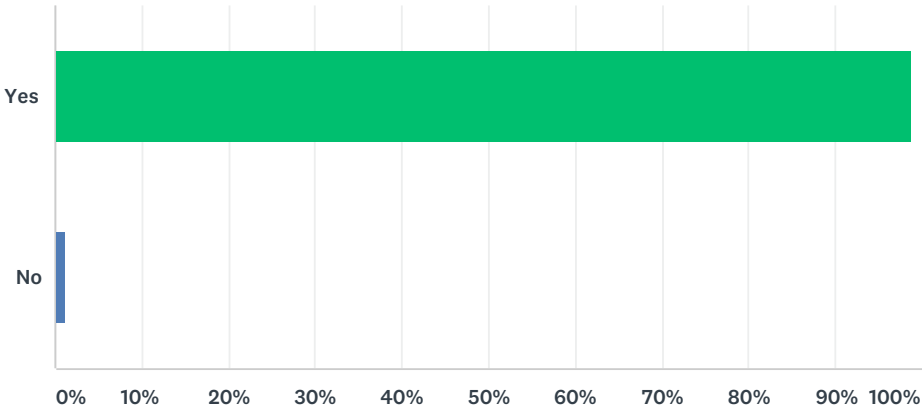
Answered: 821 Skipped: 30



ANSWER CHOICES	RESPONSES	
Change in Town's character	19.37%	159
Traffic/ transportation	26.07%	214
Preservation/ conservation of open space	26.31%	216
Housing options	23.26%	191
Town budget	58.59%	481
Need for services (vary by age groups)	19.49%	160
Local businesses/ services	45.68%	375
Other (please specify)	25.46%	209
Total Respondents: 821		

### Q3 Do you live in Sharon?

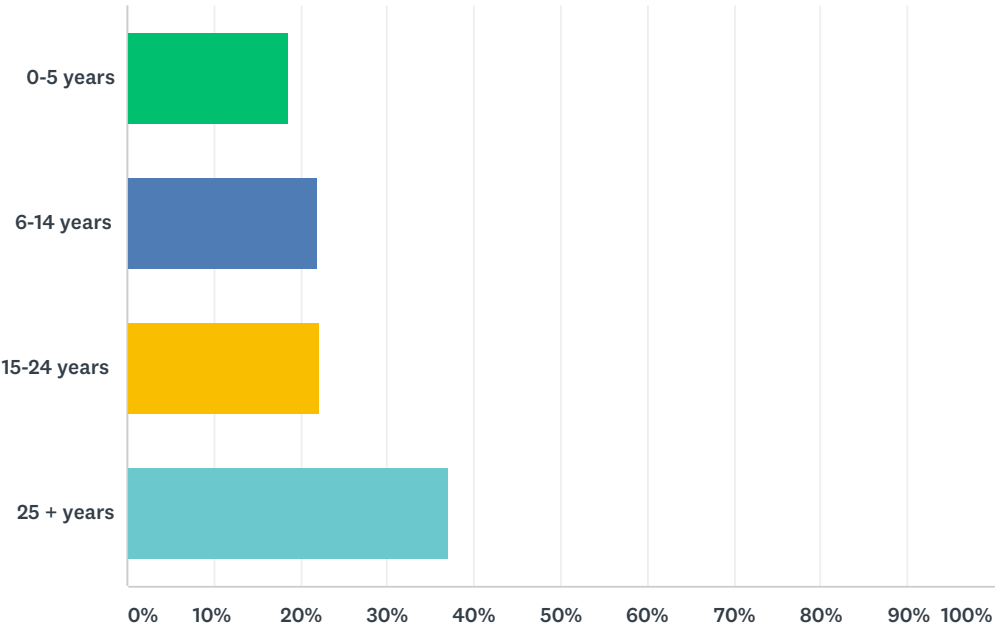
Answered: 820    Skipped: 31



ANSWER CHOICES		RESPONSES	
Yes		98.66%	809
No		1.34%	11
TOTAL			820

Q4 How long have you lived in Sharon?

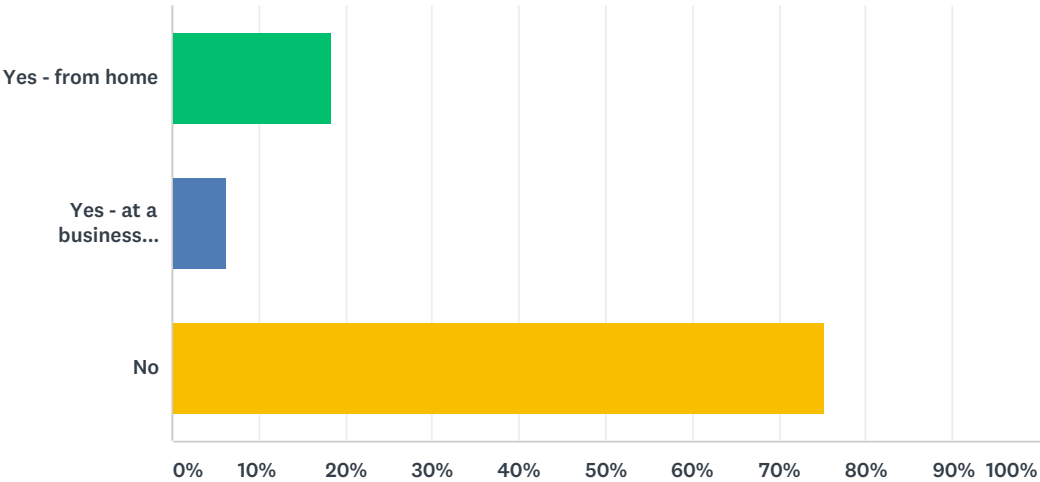
Answered: 808    Skipped: 43



ANSWER CHOICES		RESPONSES
0-5 years		18.69%151
6-14 years		22.03%178
15-24 years		22.15%179
25 + years		37.13%300
TOTAL		808

Q5 Do you work in Sharon?

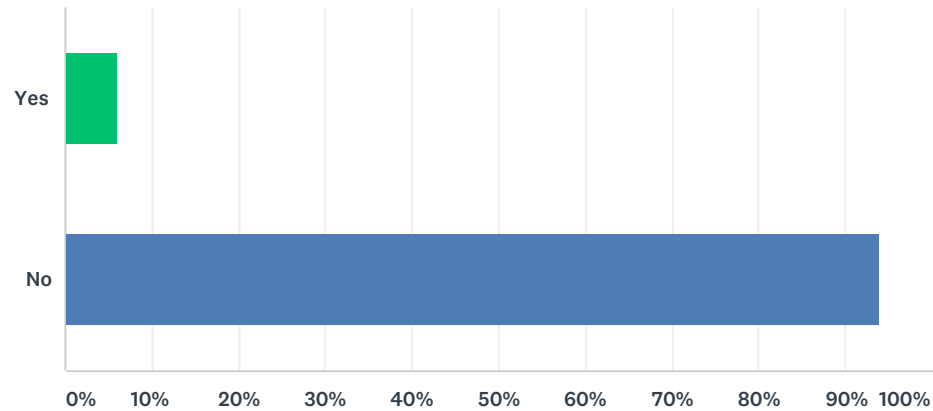
Answered: 807    Skipped: 44



ANSWER CHOICES		RESPONSES	
Yes - from home		18.34%	148
Yes - at a business address		6.32%	51
No		75.34%	608
TOTAL			807

Q6 Do you own non- residential property in Sharon?

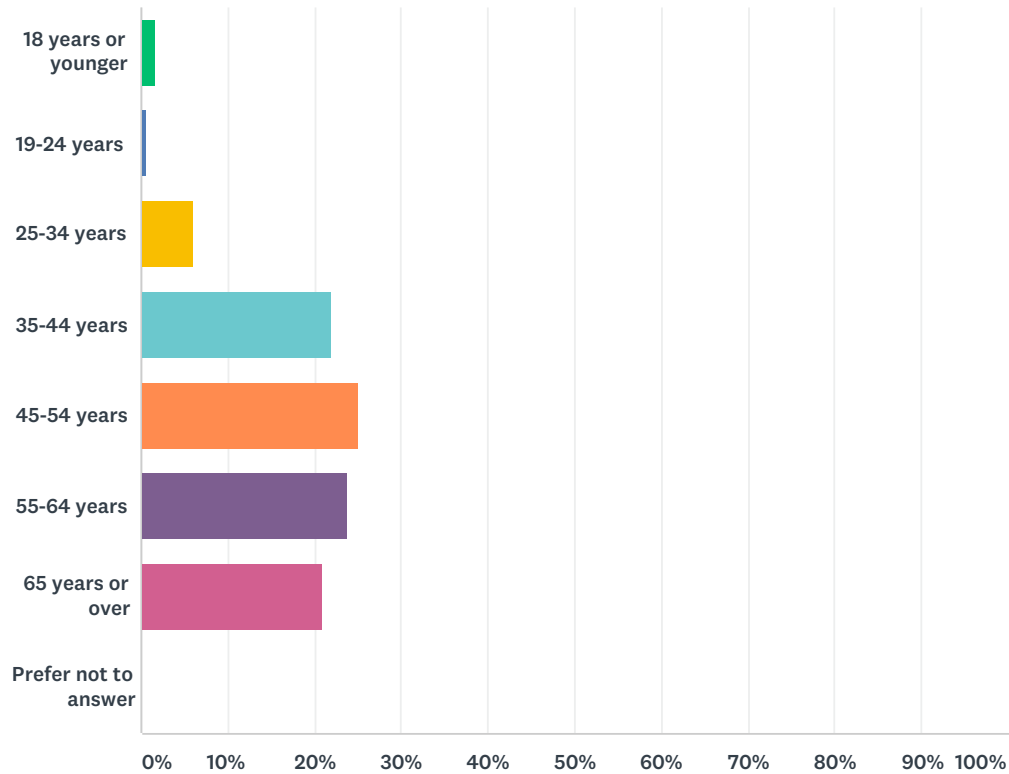
Answered: 794    Skipped: 57



ANSWER CHOICES		RESPONSES	
Yes		6.05%	48
No		93.95%	746
TOTAL			794

## Q7 What is your age?

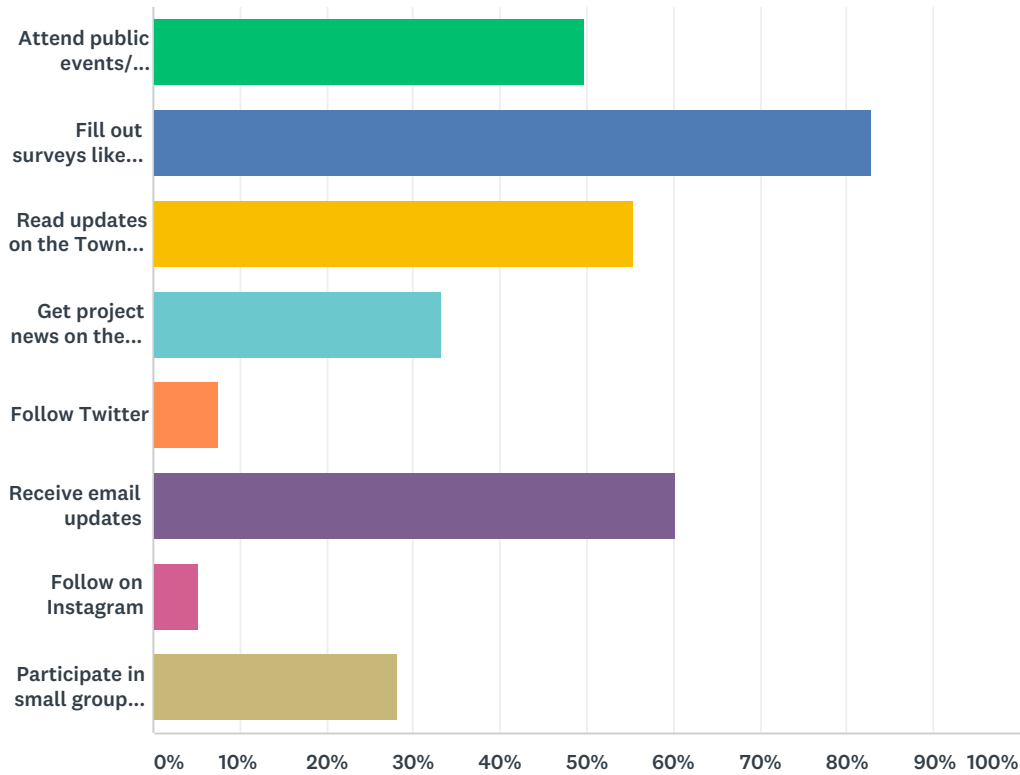
Answered: 813 Skipped: 38



ANSWER CHOICES	RESPONSES	
18 years or younger	1.60%	13
19-24 years	0.62%	5
25-34 years	6.03%	49
35-44 years	21.89%	178
45-54 years	25.09%	204
55-64 years	23.86%	194
65 years or over	20.91%	170
Prefer not to answer	0.00%	0
TOTAL		813

## Q8 How would you like to participate in this planning process? (check all that apply)

Answered: 806 Skipped: 45



ANSWER CHOICES	RESPONSES	
Attend public events/ meetings	49.88%	402
Fill out surveys like this one	82.88%	668
Read updates on the Town website	55.46%	447
Get project news on the Imagine Sharon Facebook page	33.25%	268
Follow Twitter	7.44%	60
Receive email updates	60.30%	486
Follow on Instagram	5.21%	42
Participate in small group discussions	28.29%	228
Total Respondents: 806		