



# APPENDICES

## **APPENDICES: TABLE OF CONTENTS**

---

**APPENDIX A – Community Engagement**

**APPENDIX B – Functional Classification of Roads and Highways**

**APPENDIX C – Additional Existing Traffic Studies and Data**

**APPENDIX D – Proposed Roadway Improvement Projects in Sharon**

**APPENDIX E – Full Community Health Data Profile for Town of Sharon**

## **APPENDIX A:**

### **Community Engagement**

---

- A-1      List of Interviews and Focus Groups**
- A-2      Community Meeting Summaries, DIY Meeting Kit Response  
            Summary, and Town Department Meeting Summaries**
- A-3      Survey Results**

## **APPENDIX A:**

### **Community Engagement**

---

#### **A-1 List of Interviews and Focus Groups**

In addition to discussions at community meetings and Master Plan Steering Committee (MPSC) meetings, the CivicMoxie team conducted interviews and focus groups during the master planning process.

##### **Interviews**

Peg Arguimbau, Conservation Commission, MPSC  
James Grasfield, Historical Commission  
Eli Hauser, MPSC  
Eric Hooper, Sharon Department of Public Works Superintendent  
Alice Hui, business/property owner  
Taber Keally, realtor  
Kathleen Medeiros, Council on Aging  
Andrew Nebenzahl, business owner  
Paul Remy, Commission on Disabilities  
Susan Rich, Historical Commission  
Susan Saunders, Lions Club, Community Preservation Committee, Sharon Housing Authority, Sharon Housing Partnership  
Cheryl Schnitzer, Sustainable Sharon Coalition  
Shirley Schofield, Sharon Historical Society, Historical Commission  
Peter O’Cain, Sharon Department of Public Works – Engineering/GIS Division  
Pasqualino Pannone, Planning Board, MPSC  
Ashley Vincent, Sharon Housing Authority  
Joseph Watson, Rotary Club  
David Wluka, realtor and developer  
Ken Wertz, Sharon Public Schools, Director of Facilities

##### **Focus Groups**

Arts, cultural, and historic resources  
Social services  
Youth/ teenage students

## **APPENDIX A:**

### **Community Engagement**

---

#### **A-2 Community Meeting Summaries, DIY Meeting Kit Response Summary, and Town Department Meeting Summaries**

The Master Plan Steering Committee (MPSC) hosted three community-wide meetings throughout the master planning process. Additionally, community engagement included Do-It-Yourself Meetings Kits offered to community members with four DIY Meeting Kits completed and submitted to the MPSC and CivicMoxie, including a youth-led meeting. The CivicMoxie team also met with Town Department heads and staff for two “planapalooza” meetings during the process.

Summaries of those meetings are included in this appendix.

## **Imagine Sharon June 14, 2018 Kick-Off Event**

**7:00 – 8:30 PM**

**Whitney Place, 675 South Main Street**

### **Summary**

The event was opened by Pasqualino Pannone, co-chair of the Sharon Master Plan Steering Committee (MPSC). He introduced the other MPSC members and explained the purpose of the Master Plan and the Committee's role.

Susan Silberberg from CivicMoxie, the planning consultant selected to assist the MPSC and Planning Board, expanded on the purpose of the Master Plan being the opportunity to bring together the existing studies and reports prepared for different aspects of the Town and to create a comprehensive vision for the Town's future. The Master Plan will include goals, recommendations, and strategies towards achieving the long range vision. There will be shorter term recommended actions, but this plan will not include detailed plans for areas of Town such as neighborhood-scale plans and streetscape design at specific locations. Implementation recommendations will include next steps analysis and study for more site- or neighborhood- specific recommended actions.

Susan provided a quick summary of results from the Kickoff Survey. She then briefly explained the format for the evening's event. Using the "World Café" model, participants sat at round tables with large paper sheets and markers with four questions and a set of general guidelines to help foster conversation.

Each table group was given ten minutes to discuss each question. People were encouraged to write, draw, and doodle their thoughts and ideas. After each question and the ten minute discussion period, participants were asked to move to different tables with different people to start the next conversation with a new group. There were four questions asked with the last set of responses posted onto boards in the front of the meeting room.

Below is an abbreviated list of the most common responses to the table questions asked during the Imagine Sharon Kick-off Event. The comments are organized by category and include the number of tables that appeared to have the same response (number of tables/out of total of 12 tables). These lists provide insight into the areas of focus for the group and possible priority areas as the planning process moves forward.

### **Question 1: You are talking to a visitor about Sharon and want to explain what makes Sharon a great place to live or work. What would you tell him/her?**

*Frequency that the topics/comments came up at the tables:*

Historic + Culture – Diversity/religious/cultural (11/12); well-educated (2/12)

Economic Vitality – Affordable/land value (2/12); restaurants/stores (2/12)

Housing – Big lots for houses (2/12)

Transportation + Mobility – Location/highway access (10/12); trains/MBTA (7/12)


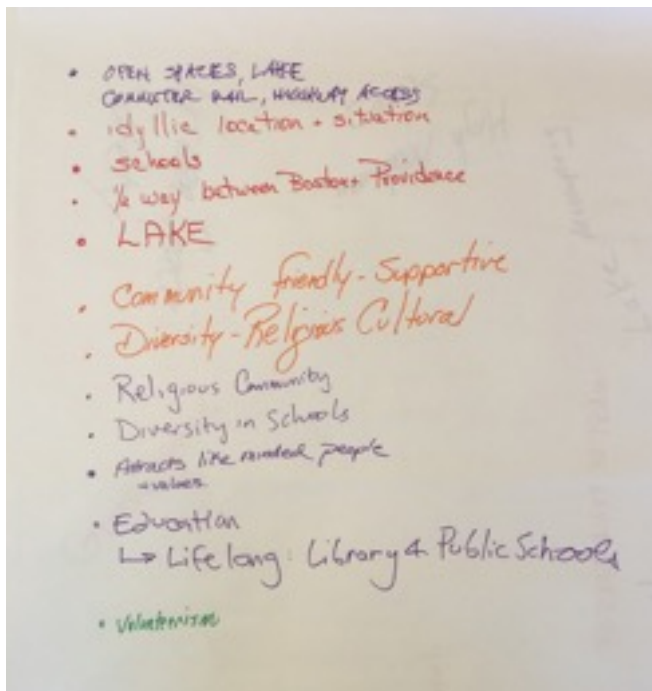
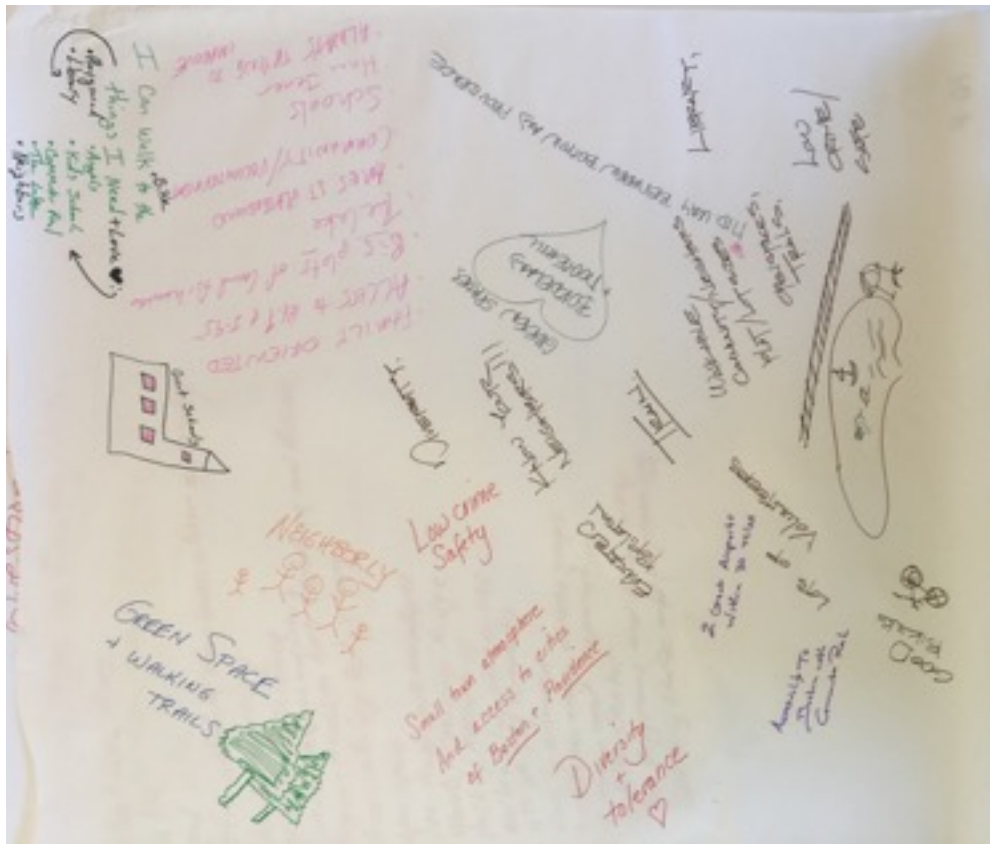
Open Space + Recreation – Open/green space (11/12); Lake (9/12)

Public Facilities, Infrastructure, & Schools – Schools (12/12); library (5/12)

Community Health – Safe (5/12); Supportive services (2/12)

Other – Community/ Values (10/12)

Example Table Sheets – Q1





**Question 2: In 10 years, I will be \_\_\_\_\_ years old. What do I hope Sharon will be for me, my family, friends, and neighbors?**

Historic + Culture (HC), Economic Vitality (EV), Housing (H), Transportation + Mobility (TM), Open Space + Recreation (OSR), Public Facilities, Infrastructure, & Schools (PFIS), Environmental Sustainability (ES), Fiscal Sustainability (FS), Community Health (CH), Other (Oth)

*Note the dates below are the ages of the meeting participants in ten years' time:*

<28 yrs old	EV: Fun places	OSR: Nature, places to roam	Oth: Like it is today
29-34 yrs			
35-44 yrs	EV: More diverse businesses/restaurants TM: Walkability, traffic CH: Safety, kid activities	OSR: Retain green space ES: Town-wide composting	
45-54 yrs	EV: More businesses/activities H: Affordable housing PFIS: Schools, social spaces for all ages, public bathrooms FS: Sustainable tax base, affordability	OSR: Maintain/better lake & green space TM: Traffic, bike/trail connection CH: Safe	
55-64 yrs	EV: Mores businesses/ restaurants TM: Public transportation, safer biking/walking PFIS: Accessible buildings, new high school, new library, tech infrastructure FS: Affordable	OSR: Green space conservation, lake accessibility + recreation H: Diversity of housing stock CH: Safe, integration of neighborhoods	
65-74 yrs	EV: Commercially viable, vibrant Town center OSR: Maintain open space, lake/beach H: Strong housing value, affordable senior housing ES: Sustainable	TM: Public transit/parking, traffic, walkability PFIS: Water supply, good schools, better library FS: Affordable, taxes	
75+ yrs	EV: More businesses strong home values	OSR: Lake preserved TM: More public transit, shuttles, walkability PFIS: Senior/continuity of services, strong schools, public facilities, infrastructure FS: Affordable, stabilized tax rate	H: Diverse housing stock, CH: Welcoming, quality of life for all ages

*Frequency that the topics/comments came up at the tables:*

Economic Vitality (EV) – More and diverse businesses, restaurants, and activities (7/12)

Housing (H) – More housing options (including senior/cluster) (4/12); Affordable housing (2/9)

Transportation + Mobility (TM) – Improved public transit, options (6/12), Walkable/bikeable (5/12)

Open Space + Recreation (OSR) – Maintain/better green and open space, lake (7/12)



Public Facilities, Infrastructure, & Schools (PFIS) – Better/accessible facilities (7/12), Strong schools (4/12)

Environmental Sustainability (ES) – More environmentally sustainable (6/9)

Fiscal Sustainability (FS) – Affordable/ sustainable-lower taxes (10/12)

Community Health (CH) – Safe (2/12)

Other (Oth)– Welcoming community for all ages/diverse groups (5/9)

## Example Table Sheets – Q2

IN 10 YEARS, I Will Be...	
<28	
29-34	
35-44	
45-54	<ul style="list-style-type: none"> <li>- Good Schools (outdoor)</li> <li>- Affordable</li> <li>- More businesses <del>about</del> <sup>that save the community</sup></li> <li>- Restaurants!</li> <li>- Social spaces for families</li> </ul>
55-64	<p>Sustainable (consciously)</p> <ul style="list-style-type: none"> <li>Bit less thought, travel</li> <li>Bit less about the lake</li> <li>Restaurants!</li> </ul>
65-74	<p>Affordable</p> <ul style="list-style-type: none"> <li>More values stay strong</li> <li>Make new friends (opportunities to connect with others)</li> <li>Share things with good things</li> </ul>
75+	Affordable

IN 10 YEARS, I Will Be...	
<28	
29-34	
35-44	<p>More green space / open land</p> <p>Town and community</p>
45-54	<p>Lower tax rate</p> <p>Excellent schools - not just good test scores</p>
55-64	<p>New beautiful state of the art high school</p> <p>More businesses in town / destination shopping</p> <p>Closest market</p>
65-74	<p>Affordable housing for people who want to <u>age in place</u></p> <p>Prevent overcrowding / too much traffic</p> <p>Concerns about climate change</p>
75+	<p>1. Quality living - adjacent / close housing</p> <p>More public transportation - local streets</p> <p>Town Pool</p>

IN 10 YEARS, I Will Be...	
<28	<p>Fun places, activities, things to do</p> <p>Lots of outdoor activities</p>
29-34	
35-44	
45-54	<p>More sustainable and healthy</p> <p>More green space / open land</p> <p>More businesses in town / destination shopping</p> <p>More public transportation - local streets</p> <p>Town Pool</p>
55-64	
65-74	
75+	

**Question 3: What are your top 3 issues or challenges that we need to address in Sharon?**

*Frequency that the topics/comments came up at the tables:*

Historic + Culture – Overdevelopment/compromising Town character (1/12)

Economic Vitality – Support/expand commercial & businesses (8/12)

Housing – Affordable housing/housing choice (5/12); affordable senior housing (2/12)

Transportation + Mobility – Traffic (7/12); public transit/ station parking (7/12); accessibility/walk & bike (6/12)

Open Space + Recreation – Manage/expand green & parks (3/12); maintain/beautify Lake (2/12)

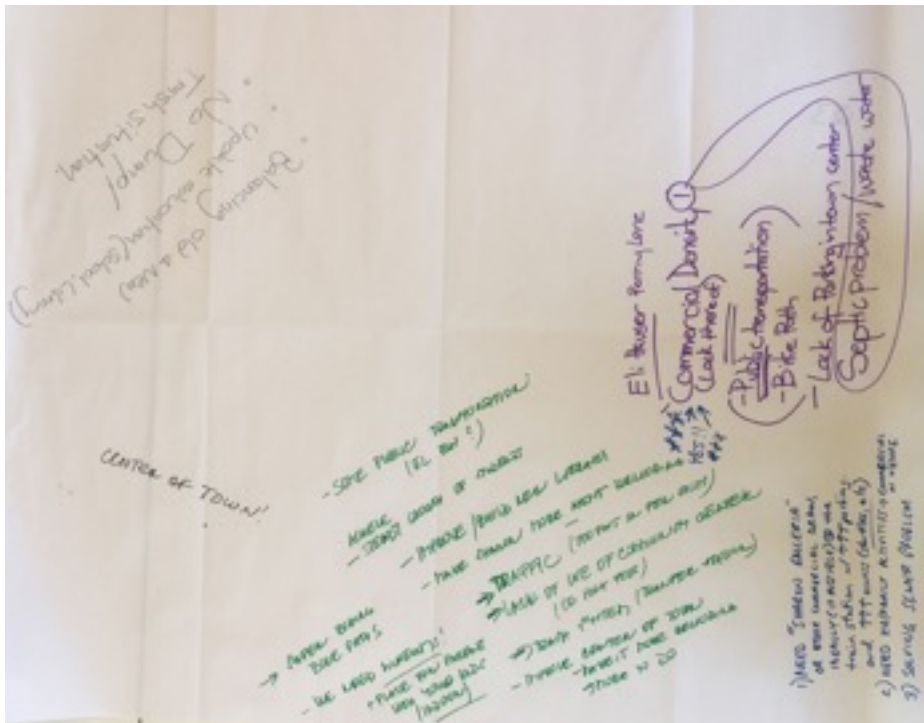
Public Facilities, Infrastructure, & Schools – Infrastructure (6/12); schools (6/12)

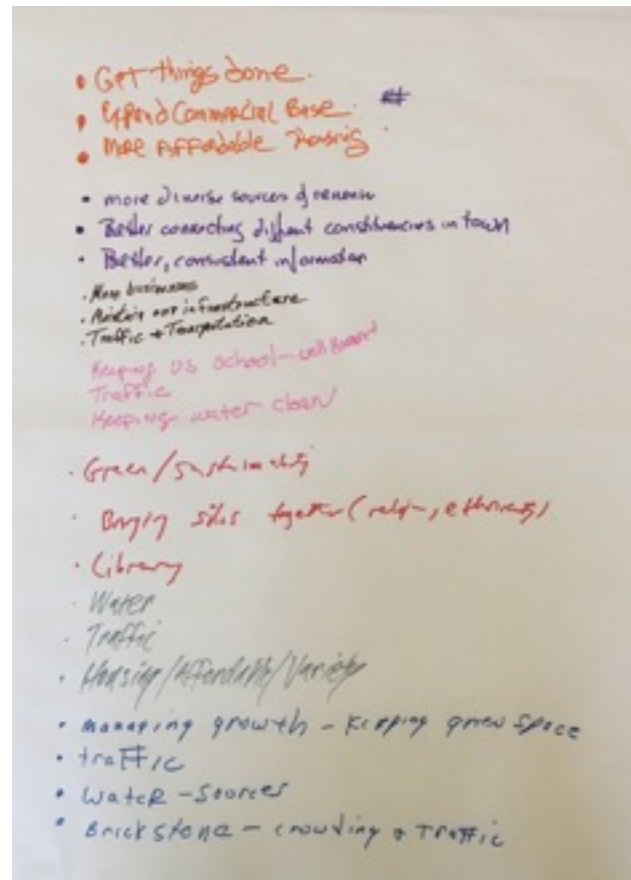
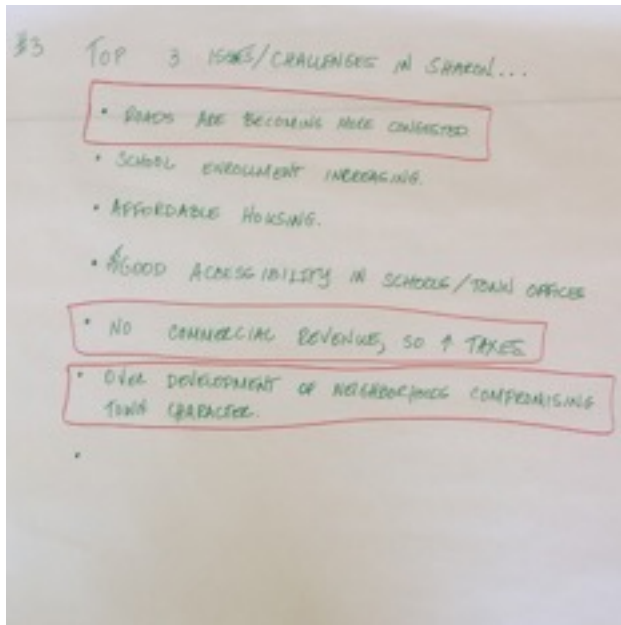
Environmental Sustainability – Natural resources conservation/wildlife habitat (4/12)

Fiscal Sustainability – Taxes/sustainable budget (9/12)

Community Health – More civic involvement (3/12); Better connections between different constituencies (2/12)

**Example Table Sheets – Q3**



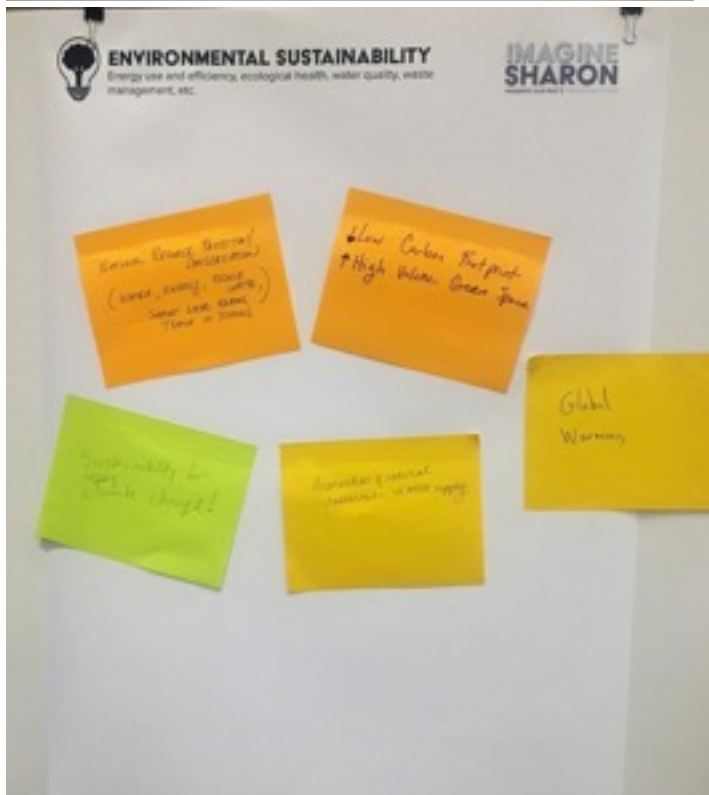


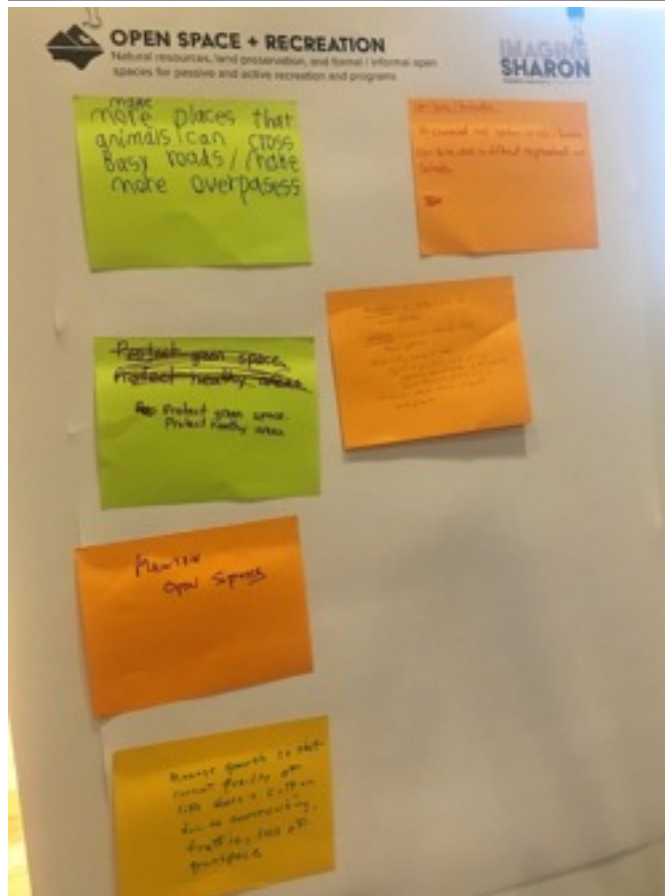
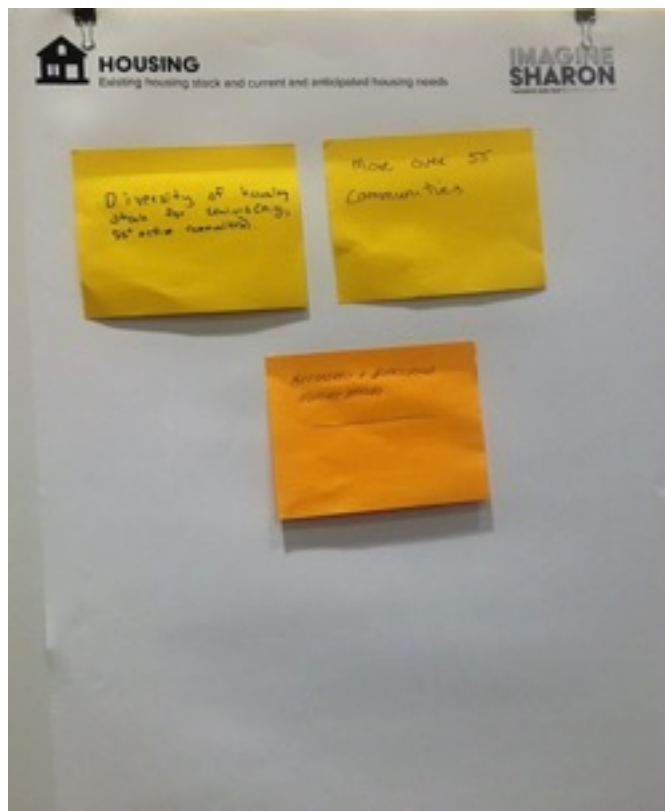
For the last question, each person was asked to write his/her own comments onto a self-sticky note that (s)he then had to place onto a poster board by category.

**Question 4: If this planning process highlights one thing guaranteed to be improved, what would you recommend?**

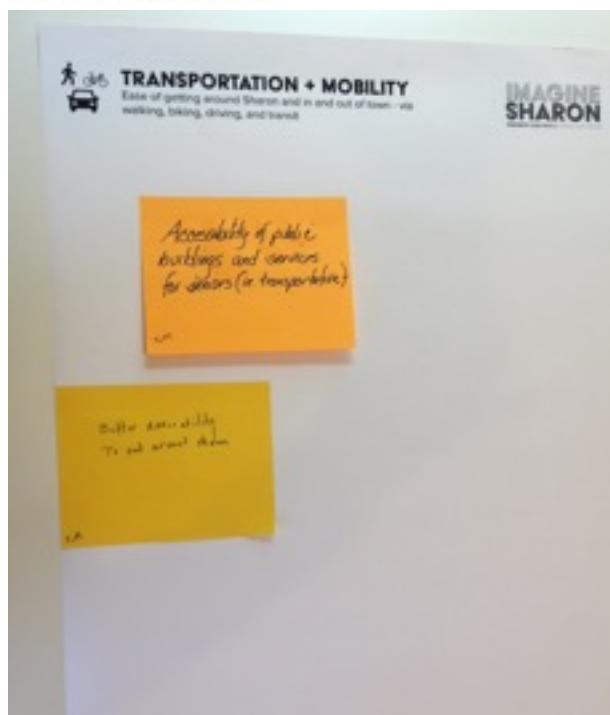
Top Recommendations/ Comments:

1. Fiscal sustainability/responsibility of the Town, also related to non-residential tax base support and growth (22)
2. Support commercial/economic diversity and growth (also related to tax base) (9)
3. New and/or improved public facilities: new library (6), school quality/safety (6), and public buildings/infrastructure (7)
4. Infrastructure and services for seniors, including housing, accessibility, transportation, health, etc. (6)
5. Open space needs maintenance and effective management (5)
















## PUBLIC FACILITIES, INFRASTRUCTURE, & SCHOOLS

Places and spaces maintained by the Town, including buildings, sidewalks/ streets, recreation centers, etc.

**IMAGINE SHARON**

A library that will have programs to help support the older population with classes and support for all people in the town.

TECHNOLOGY INFRASTRUCTURE  
(cell towers, alternative internet providers - Fiber)

School system - and help quality

Accessibility

New Library.

accessibility of all public buildings (including schools)

Distribution projects

NEW LIBRARY

School Safety

Improve infrastructure  
- water  
- streets  
- public transportation

Top Priority  
Build new Sharon Public Library to have our library meet all of the building a safety needs of our growing population and meet State Library standards - renovation to remove steps - new entry/entrance door


BETTER USE OF RESOURCES WHEN BUILDING  
Combine 2 PROJECTS IN 1 (LIBRARY & HIGH SCHOOL)  
+ BETTER IN EDUCATION

School Quality  
...and not just public

Infrastructure

Keep schools strong to be welcoming to a younger growing population

New library that can better serve all of Sharon





## Imagine Sharon October 25, 2018 Public Meeting #2

7:00 – 9:00 PM

Sharon Community Center, 219 Massapoag Avenue

### Summary

The meeting was opened by Pasqualino Pannone, co-chair of the Sharon Master Plan Steering Committee (MPSC). He introduced Shannon McLaughlin, co-chair of the MPSC, and the other MPSC members and turned the meeting over to CivicMoxie, the MPSC's planning consultant team.

Susan Silberberg from CivicMoxie, the planning consultant selected to assist the MPSC and Planning Board, introduced team members from CivicMoxie and Susan Price, DPW planner, and reviewed the purpose of the Master Plan being the opportunity to bring together the existing studies and work for different aspects of the town and creating a comprehensive vision for the town's future.

Silberberg provided highlights of existing conditions from the CivicMoxie team by the categories required by the state for comprehensive plans. She briefly covered the following categories: General Demographics, Cultural + Historic Resources, Economic Vitality, Housing, Land Use + Zoning, Transportation/ Mobility, Open Space + Natural Resources, Public Facilities + Infrastructure, and Environmental Sustainability. Silberberg emphasized that the vision, goals, and recommendations for the master plan will have more crossover and be less category-specific. (See the Imagine Sharon public meeting #2 presentation, available for download at <https://www.townofsharon.net/planning-board/master-plan-steering-committee>.)

The Fall Survey wrapped up on Monday, October 22<sup>nd</sup>, and Silberberg shared a summary of the results. There were over 840 responses to the Fall Survey with approximately 97% respondents being residents. (The full results from the Imagine Sharon Fall Survey can be downloaded from the Town's MPSC webpage.) Three of the survey questions were specifically open-ended to solicit descriptive words and responses:

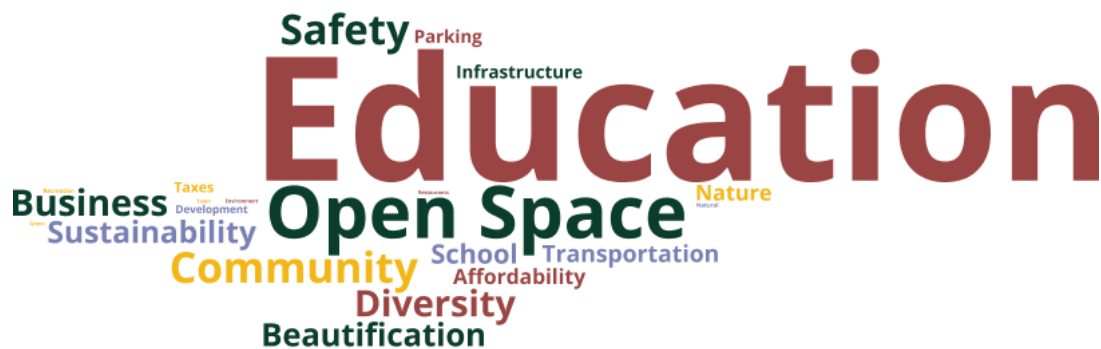
Question 1) Please tell us three (3) words that you think best describe your Town of Sharon.  
The most common words entered:



Question 27) What would you miss most here in Sharon if it was lost? Please give us one word.  
The most common themes or places entered:



Question 30) This Imagine Sharon Plan will include a community Vision Statement to guide the town's future. What three (3) words should be included? The most common words provided:



### Brief Questions + Answers following the presentation:

Q – What was the percentage of Sharon residents who took the survey?

A – The 840 responses out of approximately 18,100 people is approximately 5% (including all ages). This is a respectable response rate, but it also reinforces the importance of trying to reach out to people in Sharon who generally don't or cannot attend evening meetings. The Committee and CivicMoxie have made available simple DIY Meeting kits that anyone can do with their family, friends, and neighbors at their convenience. (PDFs of the DIY Meeting Kit and a Youth/Teen DIY Meeting Kit can be downloaded from the Town [MPSC webpage](#).)

Q – Can the consultants/ MPSC look at survey results and other existing conditions/ trends by smaller age groupings for residents over 55 years old? The needs and issues can change dramatically between 55-65, 65-75, 75-85, 85+ years.

A – Yes, the needs are different and wherever possible, the distinctions should be made.

Silberberg provided a brief explanation of the Mobile Stations portion of the meeting. Three Stations with different topics and corresponding “possibilities” for discussion were located throughout the meeting room:

- Participants were invited to visit any two stations for approximately 20-30 minutes each with an overview given by a CivicMoxie team member at each station with open discussion. Some attendees ended up visiting all three stations.

A predominant topic of discussion at the June Imagine Sharon kick-off event and noted by the Fall Survey results is the importance of the Town's overall financial sustainability – being able to provide quality services for the residents and local businesses without continually increasing the tax burden on property owners.

IMAGINE  
SHARON

**IMAGINE  
SHARON**

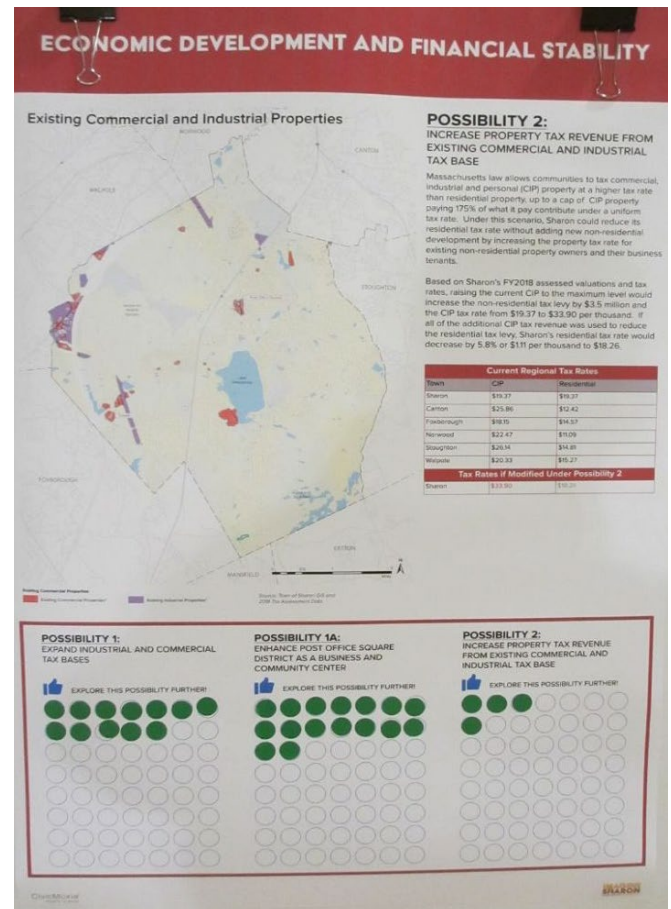
## Key Takeaways

This station offered three economic development possibilities for Sharon that could potentially increase tax revenues for the Town while lessening the tax burden on residential property owners. (Note – property owners were not contacted for this exercise, and potential development calculations were based on conceptual sites solely for discussion purposes.)

Possibility 1) Foster additional development in existing commercial centers to increase Sharon's property tax base and revenues through encouraging infill and redevelopment in three non-residential sections of town. This possibility (based on conceptual sites not necessarily following property lines) has the potential to add over 750,000 square feet of new development and \$1.4 million in additional tax revenue.

Possibility 1A) Strengthen Post Office Square as a business and community center through physical improvements, holding more activities and events, attracting new businesses, and organizing stakeholders to promote and improve Post Office Square.

Possibility 2) Raising the commercial, industrial and personal property (CIP) tax rate to increase revenue from non-residential properties. At the maximum allowable CIP rate of \$33.90, Sharon could increase the non-residential portion of the tax levy by \$2.5 million.

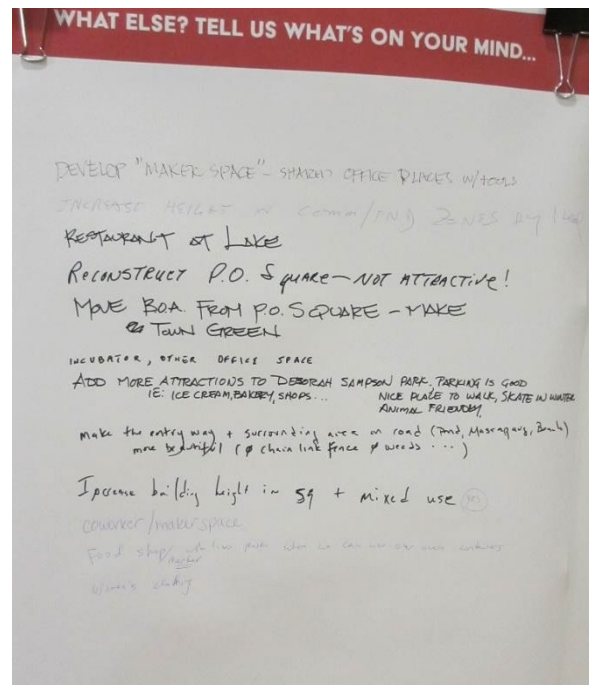




Participants favored Possibility 1A –improving Post Office Square through physical improvements and coordinated programming and events. There is a desire for more diverse businesses in PO Square, to make it more attractive and to create a larger, more usable public space.

Several people proposed additional efforts to support and nurture new and existing businesses with several suggestions to establish a maker space, co-working space, or a business incubator.

There was more interest in growing the CIP portion of the tax base through new development rather than from large increases in the non-residential tax rate. Several participants suggested that Sharon increase height limits and density in the industrial zone along Route 1, which could encourage new higher value office development.



## Station 2: Environmental Sustainability & Housing

Environmental sustainability policies and programs have been slowly introduced in Sharon both at the Town and grassroots levels. Related to the environment and open space conservation, which is critical to the town's water supply and wildlife habitats, the impacts of housing types and locations can have significant impacts on the environment. As Sharon continues to modestly add housing each year, the types of housing units being built has a direct impact on open space, traffic, and infrastructure.

### Key Takeaways

#### Housing

Sharon housing stock is overwhelmingly single-family homes. While single-family homes are the most commonly built new construction, there are other housing types that the community may want to consider – some of which already exist in town and others that would be new.

#### *Housing Types*

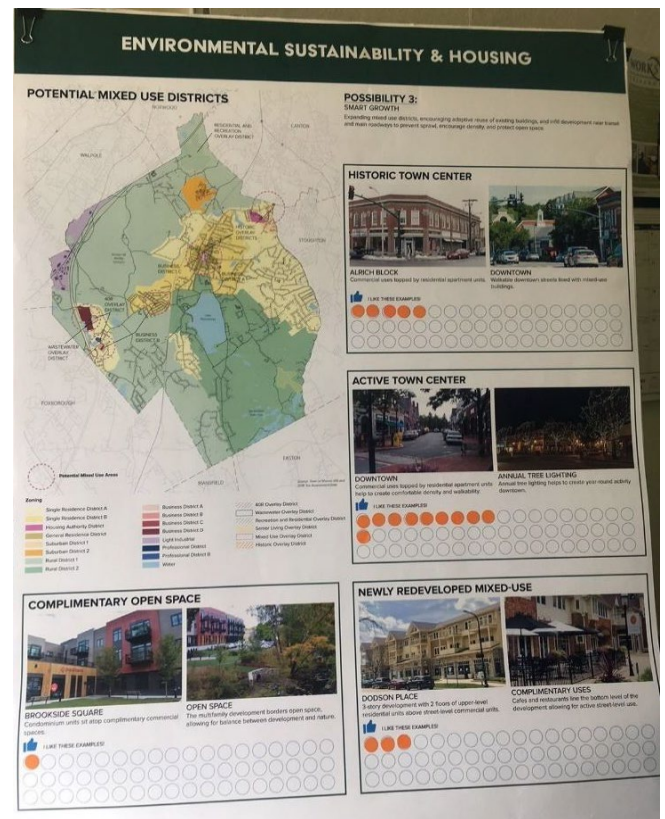
- Of the different types of housing shown on the board (to the right), *Mixed-use* was the most popular housing type, followed by *Pocket Housing* and *Accessory Dwelling Units*.
- A few participants were not supportive of any of the housing types because they associate it with residents who do not plan to stay in town long-term.

## Mixed-Use/ Infill Development

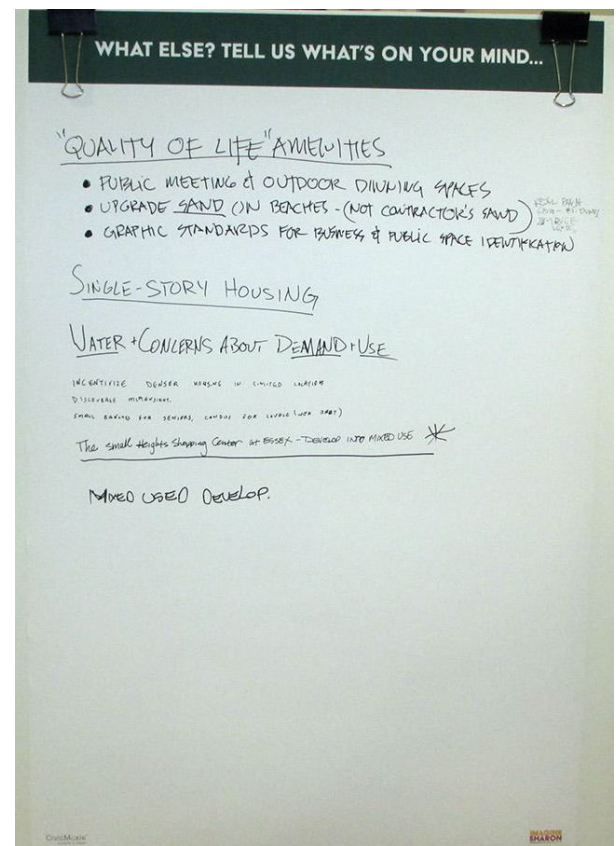
- After discussing possible benefits of selective Mixed-Use Development and Infill, participants considered the idea of selective mixed-use districts.
  - Participants were more positive about the idea of a more active town center. There was some confusion about the nuanced difference between some of the different categories—particularly the historic town center and an active town center. The differences are mainly in architectural design as well as density of buildings.
  - Sharon's town center could help to bolster the economic sector, while simultaneously allowing for increased variation in housing stock for different age groups (emerging professional [18-25] as well as empty nester/aging senior [55+] population).
  - Participants particularly noted potential to see better mixed-use design at Shaw's Plaza and in the Heights neighborhood.

## Concerns:

- There was some confusion about Zoning Categories, such as who creates these designations? What does this mean for those who live within commercially zoned areas? How can they change?
- There were concerns surrounding complementary open space being part of developments.
  - Some participants pointed out that any open space that appears is "immediately" a point of interest/contention for recreational/sports leagues and groups.
  - Similar concerns that open space as part of cluster housing/pocket neighborhoods would also be used for recreation/sports – "any size field or space is taken immediately."



- Accessibility/Universal Access
  - Concerns around the omission of single-floor housing options shown on the poster. CivicMoxie team clarified that ground-floor and single-floor options can be accommodated through Accessory Dwelling Units and other housing types.
- Water Quality/Supply
  - Concern around the effect of development on town's water supply (aquifer); limits imposed by lack of sewage capacity.
- Density
  - Some participants commented that the options presented appeared "too dense." Others were more open to allowing more concentrated development in Sharon but were concerned about where it might be located or what it might look like.



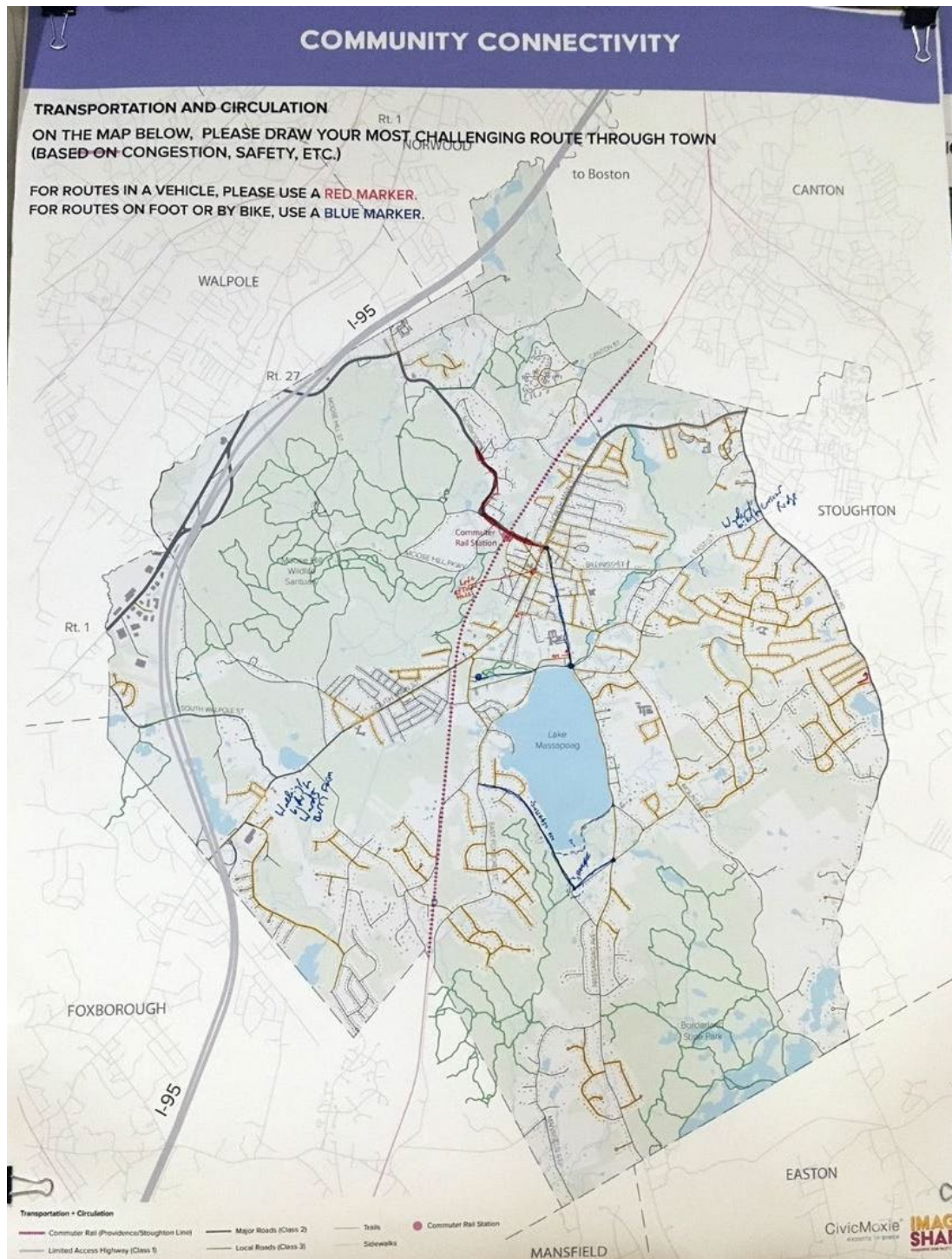
### Sustainability Policies + Programs

- Town has weekly recycling, water conservation program, energy conservation and other sustainability concepts in department policies
- Non-profit initiatives – Sustainable Sharon Coalition (SSC)
  - Participants noted some frustration with a lack of federal and local efforts towards sustainability efforts across the town. There have been interested parties from a wide variety of Sharon demographics about assistance with "pet projects" that have become larger programs (i.e., composting, safe routes to school, etc.).




## Station 3: Community Connectivity

“Community” is often one of the words often used to describe what people love about Sharon. A strong community requires that people can connect with one another both physically as well as socially and culturally. The first few boards at this station looked at the physical connections, including vehicular challenges for getting around town, and what mobility possibilities might improve residents’ choices for how to travel in town.




## COMMUNITY CONNECTIVITY

### NEIGHBORHOOD TRIPS




**SIDEWALKS/PEDESTRIAN PATHS**  
Safely provide space for pedestrians to navigate within a city, as well as build connections for neighboring destinations up to 1/2 mile apart. Sidewalks and paths should connect to the surrounding street network. There may be opportunities to build off-road paths to provide direct connections to other modes such as the commuter rail station.




**BIKE PATHS & LANES**  
Designated on-road bike lanes or off-road bike paths help connect people to destinations, as well as provide for the average rider. They provide an alternative to the street, which can be particularly helpful for commuters and non-commuters alike.

### TOWN-WIDE TRIPS & BEYOND




**SHUTTLE SERVICE**  
Most use development parks increased density, which can make shuttle service feasible between popular destinations in town such as the commuter rail station, shopping centers, or transit stops. Shuttle service can help reduce the need for private cars.




**ON-DEMAND RIDE SHARE**  
This type of service provides door-to-door (or within a 1/2 mile radius) on-demand as a viable alternative. Most use development can offer designated pick-up and drop-off zones for ride share services to help consolidate trips and reduce vehicle circulation around the city.


### TRIP REDUCTION TOOLS



**PARKING MANAGEMENT / SHARED PARKING**  
Shared parking allows users with different peak demands to share the same parking space, reducing the total number of parking spaces needed in a city. If a mixed-use development contains retail with a daytime peak demand and residential with evening and overnight peak demand, parking spaces can be shared.




**SIGNAGE/WAYFINDING**  
Directed signage to features like transit parking, bike racks, and convenient ride share zones make these modes easier to find and use for both residents and visitors. Wayfinding also contributes to parking management by providing a clear view and walk approach in neighborhood and commercial centers.




**CARPPOOL INCENTIVES**  
Carpool incentives are available through MassDOT's Bay State Commuter program, which provides benefits such as monetary gift cards and reduced cost parking spaces or access to transit with reduced cost. The program also helps members identify carpool partners with similar routes.

### EMERGING MOBILITY/TECHNOLOGY





**AUTONOMOUS VEHICLES**  
As the technology for vehicle-to-vehicle communication develops, Sharon can proactively make land use decisions to support integrating AV technology with other modes.





**CONNECTED VEHICLES**  
This new technology enables vehicles to continuously share information with surrounding devices such as other vehicles, traffic signals, and smart phones to improve safety and traffic flow. Sharon can design to incorporate connected vehicle infrastructure into infrastructure maintenance and upgrades.

## COMMUNITY CONNECTIVITY PREFERENCE




### NEIGHBORHOOD TRIPS



### TOWN-WIDE TRIPS & BEYOND

### TRIP REDUCTION TOOLS

### EMERGING MOBILITY/TECHNOLOGY

Like what you're seeing? Place a sticker next to the corresponding picture.

## Key Takeaways

### Physical Connections/ Mobility

#### Vehicular Issues:

- Generally, traffic congestion is most serious during morning and evening peak commute hours and near the schools during drop-off and pick-up times.
- Location of congestion tends to be near the entrances/exits to the regional highways as well as Main Street/ Route 27.
- Areas noted on the map for difficult vehicular traffic are near the commuter rail station, in Post Office Square, and near the High School.
- Common for teens to get cars as soon as they're able to drive, including driving to/from school (and parking).
- Depending on route and schedule, participants thought a shuttle or some other on-demand shared ride service would be useful for a variety of age groups, teens, kids, and seniors. (The unsuccessful shuttle that previously ran from Crescent Ridge Dairy to the commuter rail station was noted. Further details to be researched.)
- There is interest in Autonomous Vehicles, particularly as a shuttle.
- Parking management and wayfinding were noted as areas for continued improvement.



### Non-Vehicular Issues:

- Better pedestrian and biking connections marked on the map included areas near Wards Berry Farm and Crescent Ridge Dairy, as well as around Lake Massapoag, and connections from Post Office Square to the Lake.
- Consistent with previous surveys and studies, participants were interested in pedestrian and bike connection improvements, including sidewalks and lighting.

### Other Physical Connectivity Issues:

- Participants noted a trend for people wanting to live on a cul-de-sac, which feels more private but less connected as a neighborhood.
- Modified school bus system, which is no longer flexible, makes it harder for kids to get to after school activities.
- The Ride cannot take passengers to nearby hospitals or clinics due to contract restrictions (there are limited towns and cities that they can transport to and from).

**COMMUNITY CONNECTIVITY**

**PUBLIC RESOURCES/CONNECTION**

**SOCIAL SERVICES** | **RECREATION**

PLEASE HELP US BY FILLING IN THE CHARTS BELOW

WHAT WE HAVE...		
What?	Where?	Notes
Greenhouse at Aqueduct	Townhouse Square (by Aqueduct)	
SQUARE SAM	Post Office Square	
Summer Concerts	at beach / at Break Time Park	
July 4th Celebration	at beach	
SPICE FOR TEENS	LIBRARY / MIDDLE SCHOOL PARKS	
Green Day (at beach)	SBS	
RIDE TO LAKE: RIDE ST FROM TOWNHOUSE TO LAKE		

**POSSIBLE BIKE PATHS (VIA 2014 MAPC STUDY)**

WHAT WE WANT...		
What?	Why?	Who will do it
Art & Music Center	for classes, performances, exhibits	
More sidewalks	for walking, strolling, biking, etc.	
CONCRETE PATIO	CONCRETE	
MALIBU SPACE	IMPROVEMENT - ARTS	
CONCRETE SPACE	for the many people who work from home	
STREET LIGHTS	WALKING	
More safety	To allow to where	
CONCRETE SPACE	around of library area (after rail library built)	

**WHAT ELSE? TELL US WHAT'S ON YOUR MIND...**

*SIDEWALKS + LIGHTING FOR NIGHT WALKING*

I think we Sharon needs a central public place to attract many residents for community integration.

The public library and/or townhall need to be renovated or rebuilt to make the residents proud of the town and re-gather together as a community.

Also, we need to do more work to listen racial/minorities' voices. According to the survey, we people think driving as a town's character.

CAN CRA FUNDS BE USED FOR POST OFFICE IMPROVEMENTS (SIDEWALKS) (TREES) (RIDE TO LAKE)

## Social and Cultural Connections

This station also looked at social and cultural connections in town and if there are events, activities, programs, or ideas for how to strengthen the changing community.

### *Concerns:*

- There is a portion of the population that may not attend public meetings or events because they're not necessarily comfortable.
- The town says it wants to be inclusive but is not necessarily economically diverse.
- NIMBY-ism when it comes to possible new housing or businesses.

### *Ideas:*

- For the 250<sup>th</sup> anniversary of Town of Sharon (in 2015), there were a series of monthly events/activities for the whole town that seemed to really bring everyone together. More town-wide events, such as Square Jam, 4<sup>th</sup> of July celebration, or summertime concerts, to bring out for longtime and new residents could be hosted by either the Town or combination of non-profit and private organizations and institutions, as well as religious and cultural organizations.
- Centrally-located community space for events for all age groups – whether in a new library, a makerspace, arts and music center, or other space that could be used by residents, local groups, and for town-wide events.
- Possible private co-working space that brings together individuals and local small businesses.

### **Next Steps:**

Following brief report-backs at each station, Silberberg thanked everyone for attending and reminded people to take or download copies of the DIY Meeting Kit for themselves and for friends, family, and neighbors. To receive updates, please sign up on the Town's website, and the next public meeting is scheduled for next spring.





## **Imagine Sharon May 30, 2019 Public Meeting #3**

**7:00 – 9:00 PM**

**Sharon Community Center, 219 Massapoag Avenue**

### **Summary**

The meeting was opened by Pasqualino Pannone, co-chair of the Sharon Master Plan Steering Committee (MPSC). He thanked everyone for coming and pointed out the other MPSC members in attendance and turned the meeting over to CivicMoxie, the MPSC's planning consultant team.

Susan Silberberg from CivicMoxie, the planning consultant assisting the MPSC and Planning Board, introduced team members from CivicMoxie and reviewed the purpose of the Master Plan being the opportunity to create a comprehensive long-range vision for the town's future with goals and recommendations.

Silberberg provided an overview of the draft Master Plan components and highlighted the draft goals for each Plan Element, which include: Cultural and Historic Resources, Economic Vitality, Housing, Land Use and Zoning, Open Space, Recreation, and Natural Resources, Public Facilities and Infrastructure, Transportation and Mobility, and Community Health. (See the Imagine Sharon public meeting #3 presentation, available for download at:

[www.townofsharon.net/sites/sharonma/files/uploads/20190530\\_sharon\\_presentation\\_mtg\\_3\\_final.pdf](http://www.townofsharon.net/sites/sharonma/files/uploads/20190530_sharon_presentation_mtg_3_final.pdf))

Silberberg also gave an example of how the Town and Sharon community could use the Master Plan with concrete "start-up" steps.

### **Brief Questions + Answers/ Comments following the presentation:**

- Generally, towns similar in size to Sharon have a town planner. Assuming that having a planner would help move the master plan forward, that should be one of the first priority recommendations.
- Along with a town planner, having a sustainability coordinator and perhaps a grants writer would also help implement recommendations.
- Sharon's motto: "A better place to live because its naturally beautiful." Worried about possible industrialization and impacts of a sewer system on development. Response: Draft goals refer to potential commercial growth within areas already zoned and used for industrial and/or commercial use where the land is underutilized, and not within residential or conservation areas. When the Master Plan refers to "industries" it is not talking about heavy industry but rather, business types, and references to light industrial do not include heavy industry but to business uses already allowed by Sharon zoning.
- Are there zoning changes recommended? Response: Draft recommendations include studying if other existing commercial areas might be appropriate for the type of mixed-use overlay in Post Office Square and considering if/where Accessory Dwelling Units (in-law units) could be allowed in town in order to accommodate requests for more housing options for seniors who wish to stay in the community and younger residents wishing to stay.

- The Master Plan should include recommendations to increase and ensure accessibility for all ages and abilities in public facilities, including buildings, parks, and trails. Also, services, such as transportation options, should be expanded as needs increase.

## **Mobile Stations and Next Steps**

Silberberg provided a brief explanation of the Mobile Stations portion of the meeting. There was a station for each Plan Element that included boards with the Draft goals and recommendations for each element. Several draft goals and recommendations are cross-category and are found under more than one element. Participants at the meeting were invited to fill out comment sheets and hand them in at the meeting or write them on the large sheets on the tables.

## **Public Comments on Draft Goals and Recommendations**

The MPSC welcomes public comments on the Draft Goals and Recommendations, which are posted on the Town website for reference ([www.townofsharon.net/planning-board/master-plan-steering-committee/slideshows/may-30th-public-meeting](http://www.townofsharon.net/planning-board/master-plan-steering-committee/slideshows/may-30th-public-meeting)). Public Comments on the Draft Goals and Recommendations will be accepted through **Monday, June 10<sup>th</sup>**.

Comments can be mailed or dropped off at:

Sharon Department of Public Works  
Attn: Susan Price  
217 S. Main Street  
Sharon, MA 02067

or emailed to the MPSC at [ImagineSharon@townofsharon.org](mailto:ImagineSharon@townofsharon.org).

CivicMoxie and the MPSC anticipates the completion of the Imagine Sharon Master Plan by late June/early July with future meetings with related Boards, Committees, and Commissions occurring through the summer and fall.

## IMAGINE SHARON DIY MEETING KITS SUMMARY HIGHLIGHTS

### SUMMARY

Following the October 25, 2018 public meeting held at the Community Center, the Master Plan Steering Committee and CivicMoxie, the consultant team assisting the Committee and Town with the master plan, invited community members to host their own Do-It-Yourself (DIY) meetings with their friends, family, and anyone else invested in Sharon's future.

Five DIY meetings took place with over 60 participants. Three of the DIY meetings included 21 participants, and the other two meetings had over 40 youth participants who responded to questions from the Youth DIY meeting kits.

### HIGHLIGHTS OF DIY MEETING KITS

#### **Topic: Economic Development and Financial Stability**

*Question A – Without any major policy or service changes and continued increase in demand for infrastructure improvements and town services, do you have any creative ideas for how to support continued quality of life in the town?*

- Meetings echoed the need to hire a Town Planner and/or Economic Development Director

*Question B – Would you support the growth of commercial and/or industrial business in Sharon as a way to increase Town revenue? If yes, where and what type?*

Thoughtful development was largely supported so long as the “quaint” character of Sharon remained largely unchanged. Many referenced the need for Post Office Square to reach some level of critical mass before it can be considered a “destination.”

Potential/suggested uses:

- Route 1 Development
  - Increased density + height would work here
  - Exercise facility/swimming pool
  - Examples of activity centers/spaces for youth/others:
    - University Station
    - Patriot Place
    - Legacy Place
    - Norwood Space Center
    - Launch Trampoline Park
    - Cobbs Corner

- Post Office Square Development
  - Referenced the desire for food/drink: breweries, restaurants, gathering spaces
  - One meeting brainstormed about the possibility of additional concentrated, small-scale office park, and/or coworking space within town to serve as an anchor for food trucks/additional complimentary businesses
    - This could potentially support making Post Office Square a more walkable space
  - More food options – possibly a smaller-scale local market or grocery store
  - “Less parking lot!”

*Question C* – *Should the Town consider the option of increasing the property tax rate for commercial properties or would that drive away current/ new businesses?*

- Concerns over a raised commercial tax rate stifling/repelling potential new businesses
- Tax rates could be altered after stable base of businesses established

## **Topic: Environmental Sustainability and Housing**

*Question A* – *If Sharon continues to have modest residential growth and land placed under conservation restrictions, in what ways would you like to see Sharon decrease the town’s environmental impacts, as well as ensure and improve its long-term livability?*

- Universal concern was expressed about new development meeting sustainability standards for efficiency and size.
- There were concerns about the clearing of trees/forest for new development – it would be preferred that brownfields development/reuse of existing structures similar to the Wilbur School Apartments were prioritized over deforestation + development on open spaces.

*Question B* – *Would you be open to different housing options and land use patterns such as smaller, more compact homes on smaller lots, accessory units, or other housing options for emerging professionals, young families, or seniors?*

- Responses largely favored the idea of cluster housing with shared open space, but there were concerns about large-lot development similar to Sharon Woods becoming the norm, which was undesirable and not sustainable in the long-term.
  - Cluster housing could help “middle-income” population to age-in-place.

*Question C* – *Would you support expanding mixed-use or infill development or redevelopment at higher concentration near transit and along major roadways?*

- Most responses appeared to favor the idea of mixed-use housing – particularly for those nearing retirement and for young professionals, so long as the housing did not add to the school-aged population.

- Concerns were expressed housing that could potentially create overcrowding of the school system.

### **Topic: Community Connectivity**

*Question A – In what ways would you like to see Sharon decrease the town’s environmental impacts in terms of physical mobility and connectivity, as well as ensure and improve its long-term livability?*

- Incentivizing carpooling in a formal way could help to encourage shared rides to areas with limited parking, including the commuter rail station.
- There were questions around the feasibility of adding a parking structure to the commuter rail station – how much would spaces need to cost to make this feasible?
  - Alternatively, the creation of a “park and ride” space for extremely limited shuttle to commuter rail during peak hours could help to alleviate some of these parking issues.
- Desire to foster more bikeable streets with infrastructure that supports/protects bicyclists and provides clearer access to major destinations via bike.

*Question B – How would you prefer to see the town’s public spaces, such as parks, playgrounds, library, and recreation/natural areas connect with community resources, e.g., schools, religious institutions, and arts and cultural spaces, and the residential neighborhoods?*

- There seemed to be a universal feeling that there aren’t enough gathering spaces within town.
- Mirroring the concerns of the youth groups, the participants feel the loss of a movie theater within town.
- One meeting expressed concern that the Community Center is underutilized – it is either too expensive or too restrictive (schedule-wise) to be useful to local groups and nonprofits.

*Question C – As the demographics of the community continue to change, can you suggest how the Town, with other public, nonprofit, and private entities, could enhance social connectivity and community health through a variety of programs, events and services?*

- Establishing community events that would celebrate Sharon’s multiculturalism could help celebrate the varied community and also encourage/foster new connections between long-time and new community members.
- Sharon Historical Society suggested the use of its building/facility to serve newer/diverse residents.
- There were concerns expressed about how well community events were advertised/promoted, especially with regards to communication regarding parking, access, etc.

## **HIGHLIGHTS OF YOUTH DIY MEETING KITS**

The Youth DIY Meeting Kits included questions that were more specific for the age-group, but both youth meetings used the questions as more of a guide for discussion. The following are highlights grouped by general topic.

### **Topic: On staying in/returning to Sharon post-graduation**

- Youth are very aware of the draw of the Town's school system and openly acknowledged that their parents plan to/may move after their high school graduation.
- Many had no desire to live in Sharon following graduation/college, citing lack of activities, destination, and "life" throughout town, as well as a lack of opportunity when compared to an urban center like Boston.
- Some commented that they would consider moving back when they have families.

### **Topic: Transportation/Mobility**

- Most either directly or indirectly identified the ability to drive as being a determining factor in participating in activities – most youth rely on older friends/parents to drive them to activities and school.
- Some use Uber as a last-resort transit option but tend to see it as an expensive option.

### **Topic: Economic Development**

- Most youth identified a severe lack of "things to do" in and around town.
- Many referenced the areas listed below as the ideal, or as areas that they already frequent with friends/families on a day out:
  - A reopened movie theater,
  - Smaller shops to browse and gather in, and
  - More food/café options that would serve as gathering places for school-aged youth to hang out.
- Youth focus group identified "stepping stone" nature of the town – most destinations in town merely serve as quick stops between trips to/from friends' homes, which serve as a primary gathering place for many of the participants.

## **Planapalooza Summary Notes**

### **Town of Sharon Department Head Meeting**

**July 10, 2018 10:00 – 11:30 AM**

### **Sharon Public Safety Building**

Attendees: Fred Turkington, Lauren Barnes, Diane Malcolmson, Beverly Anderson, Donald Hillegass, Eric Hooper, Greg Meister, James Wright, Kathleen Medeiros, Lee Ann Amend, Lisa Clark, Mark Mazur, Marlene Chused, Peter O'Cain, Paul Bergeron, Richard Murphy, Krishan Gupta, John Ford, Don Brewer

Consultant team: Susan Silberberg, Karl Seidman, Natalie Raffol, Lara Kritzer, Anna Callahan

#### **1. Trends**

- Town has been growing and demand for services is ever increasing.
  - Clarification regarding “growing:” Population is stable (though, recent development has not been single-family housing) – it is the demand for services that is growing.
  - Aging community
  - Information-related issues and the internet have increased workload for town offices with expectations for quicker response times. There is no staff role dedicated to communications.
- Library: service oriented and high expectations:
  - Attendance increased by 11,000 last year
  - Increasing demand for programs and services from very young (early literacy) to seniors (tech usage and education)
  - Need for new and updated physical space to meet demands
- Council on Aging (COA): seeing increase in numbers with predictions of 30% increase in demand for services in town by 2035:
  - Seniors are looking for services at night after work
  - Transportation – demand outside of typical COA business hours
- High level of services expected but need to find balance for funding (property taxes, new businesses, etc.).
- Need for more staffing capacity and skills – e.g., Conservation Commission transitioning from acquisition to managing Town-owned land. Need more capacity to actively manage bigger portfolio of space and help the volunteer group managing the trails.
- Need to keep up with latest technology – e.g., IT Department trying to keep up with new software programs, equipment, and other services for each department.
- Better education of residents about Town’s revenue stream – how fees, assessments, taxes, etc., are determined.



- Higher medical expenses; veterans and seniors living longer with more need for health/ ambulance and other services.
  - Police responding to safety and mental health issues daily along with opioid crisis impacting different areas of the town. The Town and agencies not equipped to deal with possible future homelessness problem. Need more working/collaboration between Police and Health Department.
  - Health issues: greater awareness about environmental hazards (indoor air quality, paint, radon, etc.) but also emergency response for disease outbreaks, opioids, and hoarding. Need greater partnerships with other departments and programs.
2. Conflicts or challenges...across departments and town:
- Health and mental health priorities.
  - Prioritizing issues over time, identifying funding, etc.
  - Look beyond what the Town can do but also what people and organizations can do to contribute.
  - Departments could offer Questions and Concerns forms (i.e., those from the Assessor's Office) for feedback.
  - There is a lot of cooperation between departments.
3. How do things get done now?
- Departments try to solve the issue.
  - Town typically driven by review committees – effectiveness may vary depending on committee membership. Decisions may be made in a silo at times depending on what the issue is and who participates from the community.
  - Public events – difficult to get new people involved.
  - Could use more community building as part of the plan.
4. Priorities
- Identify and prioritize mutual issues of importance to the community
  - Civic pride
  - New library
  - Maintain working staff levels with appropriate skills and capacity; better coordinate efforts
  - Incorporate needs for seniors and disabled throughout town (make Sharon an age-friendly community)
  - Sustainable fiscal budget/ balance of revenue and spending; reduce dependence on residential property tax
  - Identify economic development opportunities

- Department and topic-specific priorities, such as:
  - Transition from acquisition of open space to management and public use of space
  - Integrate sidewalk and roads pavement management plan with water main replacement and gas main replacement
  - Increase partnerships related to public health across Town departments and programs
  - Better wastewater solutions for downtown

5. Recent “wins” or successes

- Public Safety Academy
- New Public Safety Building, public walk throughs, BBQ, etc.
- Approval of new Town Hall offices
- Collaborative, strategic planning approach to new infrastructure and regulations
- Emergency response and maintenance (flooded library re-opened in 2 days)
- New medical van for COA (from MA DOT grant)
- Safe public event (July 3)
- Implementation of initiatives; completion of programs
- Improving credit ratings

Was there something that was done differently this time that helped get these wins?

- Great cooperation with other departments
- More outreach – more community involved, better and more creative outreach and collaboration for funding.
- Public education and discussions about tax expenditures and government process

6. At least one issue/focus in town that could benefit from more collaboration.

- Age-friendly initiatives
- Disabled awareness
- Increased partnerships related to public health
- Train station – parking; transportation options
- Integrated sidewalks and & roadway plan

Town Department heads will continue to contribute and be involved over the course of the planning process.

## **Planapalooza Summary Notes**

### **Town of Sharon Department Head Meeting**

**February 12, 2019 10:00 – 11:30 AM**

**Sharon Public Safety Building, Conference Room**

#### Attendees:

Krishan Gupta, Finance Director/Accountant  
Jeffery Funk, Administrative Assessor  
Lisa Clark, Collector  
Greg Meister, Conservation Administrator  
Kathleen Medeiros, COA Director  
Eric Hooper, Superintendent of Public Works  
James Wright, Fire Chief  
Beverly Anderson, Health Administrator  
Lee Ann Amend, Library Director  
John Ford, Police Chief  
Linda Berger, Recreation Director  
Fred Turkington, Town Administrator  
Marlene Chused, Town Clerk  
Lisa Clark, Treasurer  
Peter O'Cain, Town Engineer  
Lauren Barnes, Assistant to the Town Administrator  
Don Brewer, Deputy Fire Chief  
Pasqualino Pannone, Master Plan Steering Committee Co-chair  
Susan Price, DPW Planner

Consultant team: Susan Silberberg, Sue Kim, Karl Seidman, Natalie Raffol, Anna Callahan

#### **Vision Statement:**

- Core from initial Planapalooza, public meetings, and MPSC is “the people of Sharon” and connectedness
- One of the themes – improved communication and coordination

**Goals and Recommendations:** “√” if easier to implement; “X” if challenging/difficult  
Numbers under Goals are for reference only and are not a prioritization.

#### **Arts and Culture**

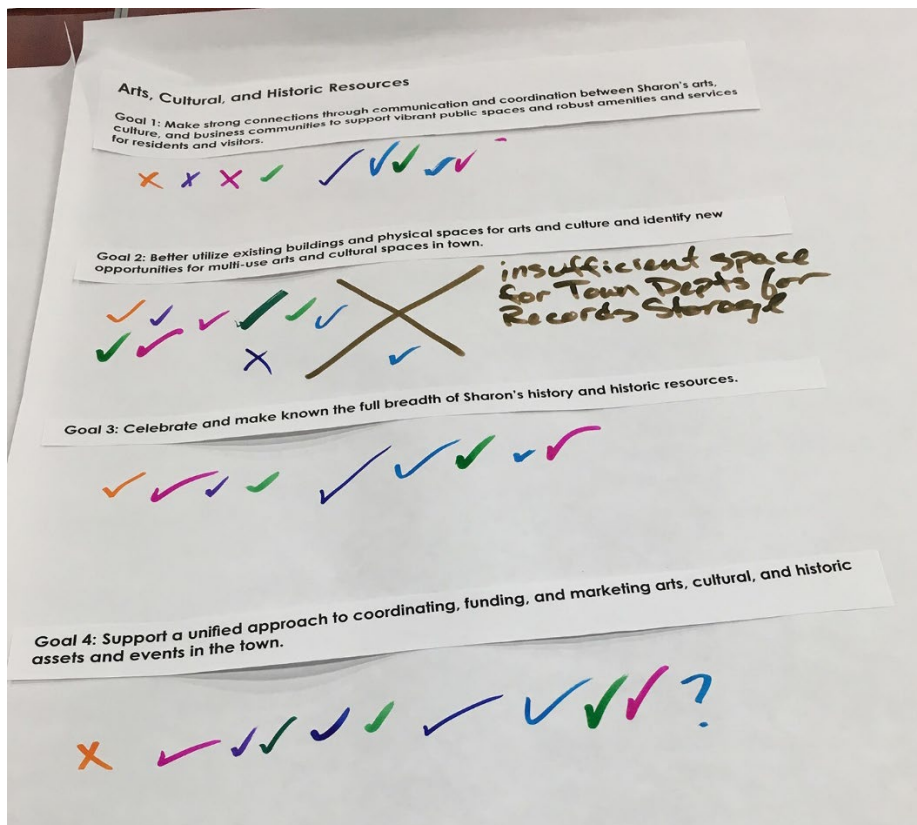
**Goal 1** – Make strong connections through communication and coordination between Sharon’s arts, culture, and business communities to support vibrant public spaces and robust amenities and services for residents and visitors.

- No specific comments

**Goal 2** – Better utilize existing buildings and physical spaces for arts and culture and identify new opportunities for multi-use arts and cultural spaces in town.

- 1) Insufficient Space for Town Department records or equipment – there isn't enough space now and there won't be in the new Town Offices (no basement to be built). Inefficiency for existing departments, e.g., election equipment stored at 3 locations and will stay that way with new Town Offices building
- 2) Programming more into Community Center difficult – layout is still hotel-oriented; parking is a challenge with not enough for the size of the building
- 3) Conflicts among community for use of Community Center – private use rental, e.g., wedding venue/well-maintained space for Town revenue, vs. more public use for community events with no charge to residents
- 4) Appropriate Reuse of the Old Library – Some people want more community space and other ask why if there's already a Community Center. Should the Town rent it out for uses that benefit the town but don't raise revenue or sell it?
  - a. Market Study to rent space/uses, i.e., café or maker space or co-work space that could be privately operated and either be self-sustaining or revenue generating
  - b. Committee just formed to look at Old Library building (if referendum on new library passes)
  - c. Town would have to study required code upgrades if old Library is going to be repurposed
  - d. Maker spaces already exist in town, not sure if more needed

**Goals 3 and 4** – No specific comments



## **Economic Vitality**

**Goal 1** – Enhance and reinforce Post Office Square as a community center for local businesses and activities.

1. PO Square limited by sewer capacity and flood zone
  - a. Worked on project twice: 1) Wilber School concept but too costly; PO Square Study but would require some sort of betterment fee for property owners (MWRA water and sewer – Millions \$)
2. DPW working on MWRA emergency connection
3. Concern over pumping water outside town; pumping system at town border (MWRA sewer is not into exporting town water?)
4. Mixed-Use Overlay District exists but can't implement the higher allowance due to limited sewer capacity
5. Current property owners may face limitations if they try to sell (constraints on septic systems) – if 10-12 PO Square or the other system for two malls on Pond Street fail, then those property owners might be more receptive to upgrading and renovation
6. Sewer main would have to be from Stoughton or Norwood (many miles) or shared sewer system with the plots downtown (limited property buy-in)

**Goal 2** – Create a strong, supportive environment for local businesses and self-employed/start-ups.

1. Previously had the PO Square Revitalization Committee (who worked on the PO Square Study)
2. Everything comes back to “what do you do with wastewater?” Have talked with School and HS, but they don't want to add any residential or commercial uses to their system

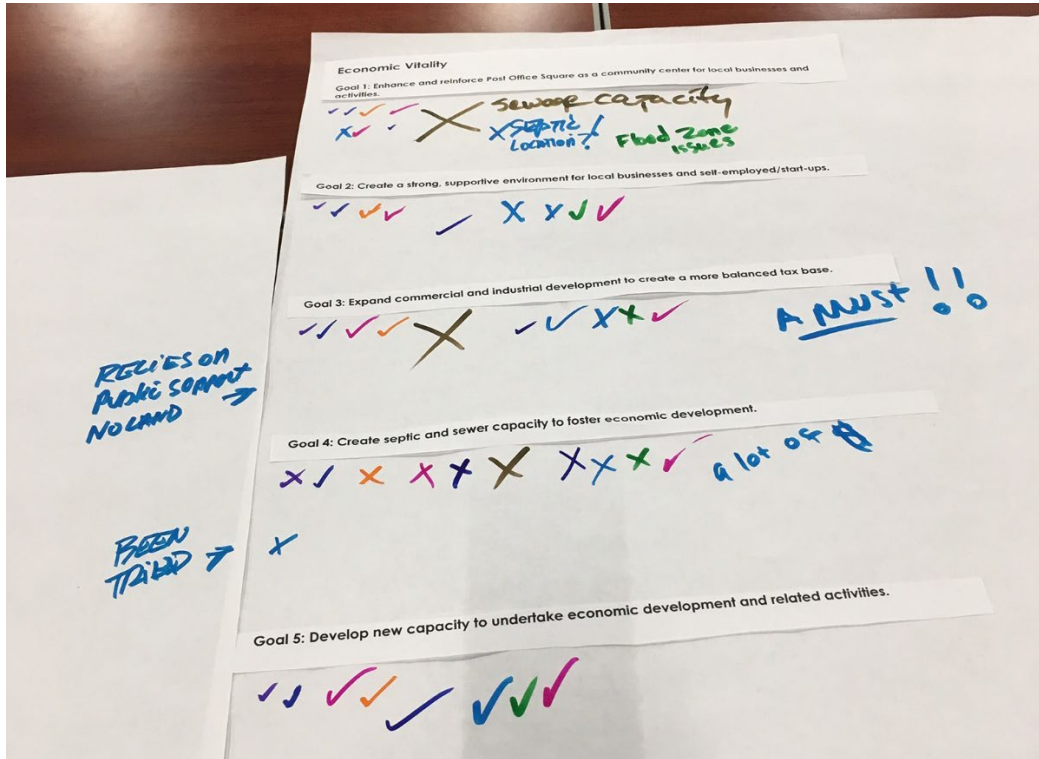
**Goal 3** – Expand commercial and industrial development to create a more balanced tax base

1. “A must!” – we need the money to relieve residents' tax burden
2. Little land left – would need to rezone residential (which might be difficult → look at the mall rezoned as an example)
3. Think about infill on land already zoned for commercial and industrial – not realistic to double the tax base but is potential for some increase

**Goal 4** – Create septic and sewer capacity to foster economic development – Comments discussed during Goal 1

**Goal 5** – No specific comments





## Housing

**Goal 1** – Support and encourage mixed-use development in appropriate areas in town, e.g. Route 1, Post Office Square, Cobbs Corner, and the Heights Plaza area.

1. Main issue is septic capacity for the housing portion of the mixed-use.

**Goal 2** – Enhance and reinforce Post Office Square as a community center for local businesses with housing to support the market with transit-oriented, walkable, and bikeable development.

1. Same issue as in Goal 1.

**Goal 3** – Promote and allow housing types for aging in community, especially options that foster community and intergenerational connections in walkable neighborhoods with access to services, and shops.

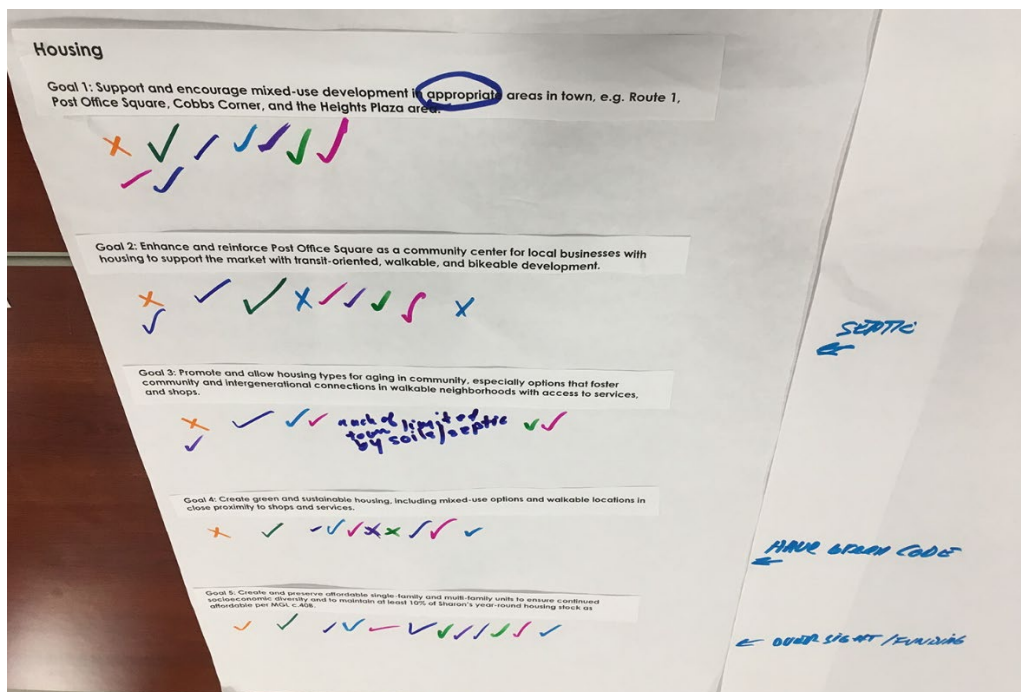
1. Would like to encourage other types of “aging in community” but much of town has soil/septic issues.

**Goal 4** – Create green and sustainable housing, including mixed-use options and walkable locations in close proximity to shops and services.

1. Have adopted Green Stretch Code to encourage sustainable homes (construction) but doesn’t address walkability, size of homes
2. Walkable – sidewalks have a cost and layout issues, stone walls, scenic roads, etc.
3. This plan can examine how other communities (rural/suburban) have grappled with these issues – to help address challenges
4. Two-thirds of the town within overlay districts to protect the natural beauty of the town, so can the environment support “more” and “denser”? – The plan would look to encourage

- smaller or clustered lots but same amount of people than current as-of-right so there's a preserved open space/wildlife corridors portion to development
5. Have to keep in mind that the water supply is one of the few remaining assets of the town for residents
  6. Cost of community services to support these extra units?
  7. Conservation Subdivision?
  8. Sharon is unique in that we have similar characteristics as other more dense communities (because we have 40% protected land) – but we lack the sewer that we need to densify further that other communities have. Town would have to consider subsidizing and not sure residents would want to.
  9. Teardowns/Knockdowns – few lots left and that's going to be the next step – want more guidance on how to address this

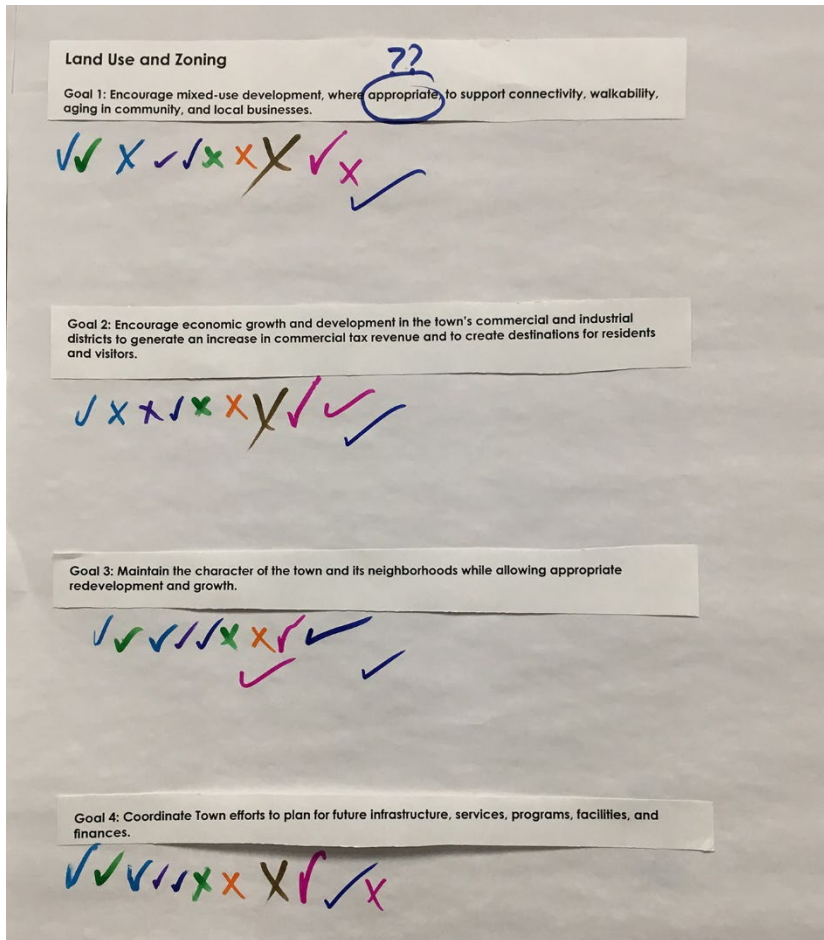
### Goal 5 – No additional comments



### Land Use and Zoning

This section brings together and integrates the other plan elements; the goals and recommendations tend to reflect other comments on arts, culture, and historic resources, housing economic development, etc.

Comments – Mixed-use – Is it appropriate? Where we can do it?



## **Transportation and Circulation**

**Goal 1** – Continue to adhere to and promote Complete Streets principles with all roadway infrastructure improvements to increase walkability and bikability.

1. Town has lost funding in multiple grant rounds; not sure why they haven't won a grant. Thought they had at least two really promising applications. Possible that the state views the Town is wealthy and can afford to do its own projects
2. North South Main Street and Bridge – Town has gotten \$7M in state funds, just not for Complete Streets

**Goal 2** – Improve pedestrian safety and accessibility for all ages and abilities through Americans with Disabilities Act (ADA) compliance.

1. The Town has installed a lot of improvements for accessibility; they did studies and have been chipping away at their project list. Town shares a regional contractor, so their projects are completed between the 30 other communities' projects.

**Goal 3** – Expand local and regional transportation networks by partnering with existing organizations that support transit and shared mobility.

1. Transportation Advisory Group recently convened – MPSC has invited TA Group (advisory to Select Board) to participate since the goals/recs will address the things that they need to do. First task is to study potential Town commuter parking garage. Town is in the process of hiring consultant regarding the commuter parking garage study – scope is unclear. Initially to look at a parking structure at train station (and now expanding to the entire neighborhood and possible drop-off space) timeline by the fall.
  - a. Are all cars in the lot Sharon Residents? You have to be a Sharon resident to get a quarterly pass (majority of spaces devoted to this). Sold out in 5 minutes online with a waitlist.
  - b. Sharon has the third largest number of spots outside of MBTA-owned parking lots. People also park without a pass all the time, figuring it's cheaper to do daily or get a ticket (MBTA doesn't always check)
  - c. Price for quarterly pass also lower than other commuter lots; Board of Selectmen don't want to increase fee
  - d. If parking garage on Town-owned land, can reserve spaces for residents, unlike if garage goes onto partially MBTA-owned land at commuter rail station
  - e. Getting to the station is just as difficult as parking at the station – traffic congestion at the peak commute hours
  - f. Pedestrian accessibility – study on ramps?
2. People come to Sharon for three things: (1) Easy Commute; (2) School System; and (3) Natural Assets
3. Not looking to run a shuttle right now but interested in coordinating possible stops – if commuters can take the same train, could look at possible Waze carpool option. Looking at options (through Suburban Mobility Working Group) and would like examples from other communities
4. Previous shuttle didn't work for several reasons – not well marketed and trouble getting people to sign up; costs for running shuttle
5. Youth also looking for non-car transportation (biking, buses, uber is expensive)
6. School – walking buses/ Safe Routes to School, especially for elementary. Walking distance is 2-mile radius from school, so people still drive kids.

**Goal 4 – Comments under other Goals**

**Transportation and Mobility**

Goal 1: Continue to adhere to and promote Complete Streets principles with all roadway infrastructure improvements to increase walkability and bikability.

✓ X X ✓ + X X ✓ X ✓

Goal 2: Improve pedestrian safety and accessibility for all ages and abilities through Americans with Disabilities Act (ADA) compliance.

✓ ✓ X ✓ ✓ X COST ✓ ✓

X ✓ X

Goal 3: Expand local and regional transportation networks by partnering with existing organizations that support transit and shared mobility.

✓ ✓ ✓ ✓ ✓ ✓ X

Goal 4: Implement transportation policies and infrastructure improvements holistically to promote transportation and land use connections.

✓ ✓ ✓ X ✓ ✓

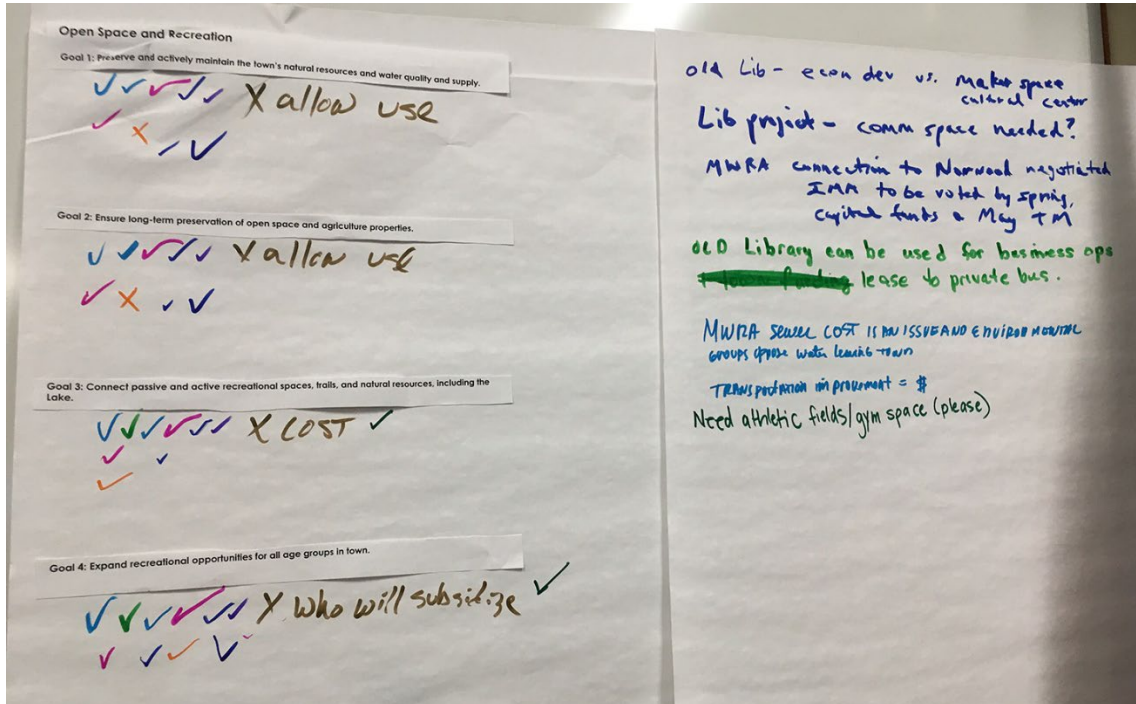
## Open Space

**Goal 1, 3, and 4** – Main issues are cost

**Goal 2** – Ensure long-term preservation of open space and agriculture properties.

1. Concern is that the open space can't be used – even by the Town (e.g., restrictions prevent ROW access to train station, septic system leaching field, etc.). Too many restrictions on the open space – preservation vs. conservation; can have some uses on some of the open space.





## Public Facilities and Infrastructure

**Goal 1** – Improve the septic and sewage treatment conditions and facilities in town.

1. Comments mentioned before in previous sections

**Goal 2** – Maintain and improve existing Town facilities.

1. Comments mentioned in previous sections talking about Library, Community Center, etc.


**Goal 3** – Maintain and improve physical infrastructure systems in town.

1. Comments similar to transportation section and all previous septic and water-related comments

**Goal 4** – Expand funding sources to improve infrastructure, programs, and services.

1. Ideas, like development fee recommendation, usually works for large-scale development, which probably won't work for smaller projects in PO Square
2. Also look for outside funding sources through grants and programs

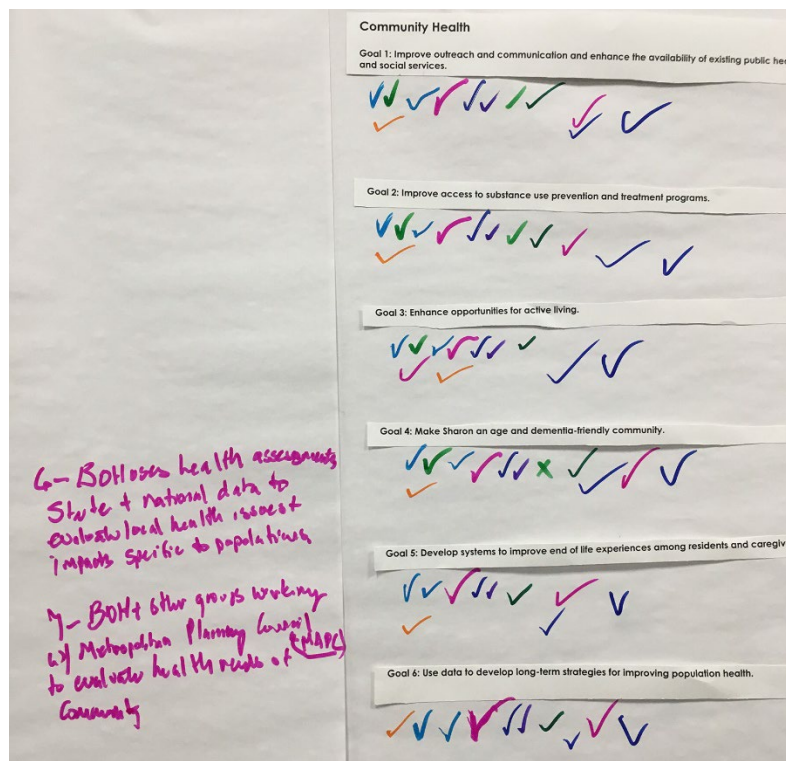
**Goal 5 and 6** – No specific comments



## Community Health

Community health could be considered a lens that departments look through as part of their decision-making process.

MAPC grant is allowing the MPSC to prepare a separate study on community health to fit into the master plan.



## **APPENDIX A:**

### **Community Engagement**

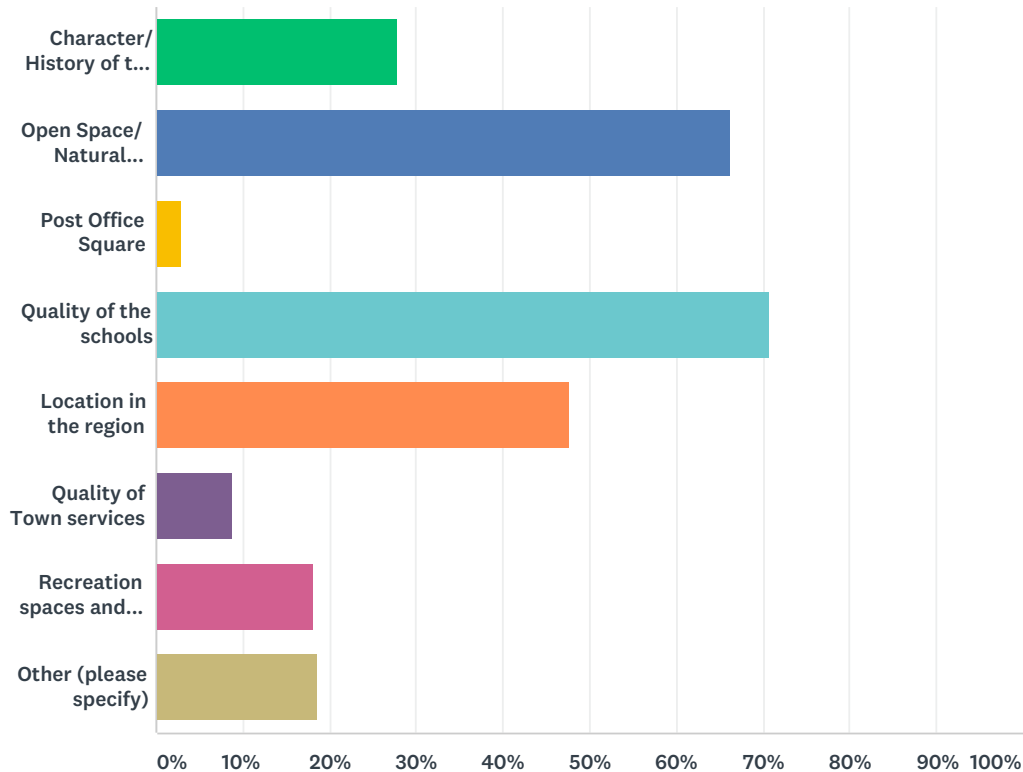
---

#### **A-3      Survey Results**

During the Imagine Sharon master planning process, CivicMoxie conducted two online surveys. The Kickoff Survey, conducted prior to the first community meeting and open from May 3, 2018 through June 14, 2018, had 851 responses. The Imagine Sharon 2018 Fall Survey included more in-depth questions and was open from September 7, 2018 through October 22, 2018, closing with 840 responses. Results of both surveys are included in this appendix.

## Q1 What makes Sharon the place you want to live/ work/ play? (choose up to 3)

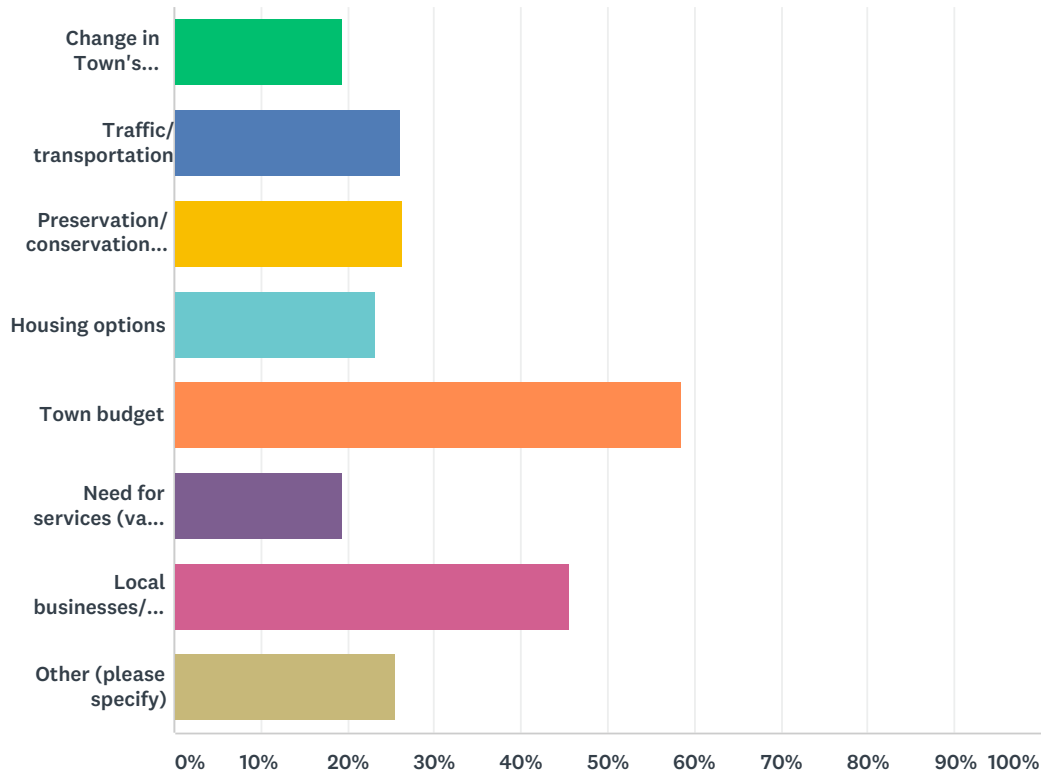
Answered: 851 Skipped: 0



ANSWER CHOICES	RESPONSES	
Character/ History of the Town	27.85%	237
Open Space/ Natural Resources	66.39%	565
Post Office Square	2.94%	25
Quality of the schools	70.62%	601
Location in the region	47.71%	406
Quality of Town services	8.70%	74
Recreation spaces and programs	18.21%	155
Other (please specify)	18.68%	159
Total Respondents: 851		

## Q2 What are the most challenging issues facing the Town? (Choose up to 3)

Answered: 821 Skipped: 30

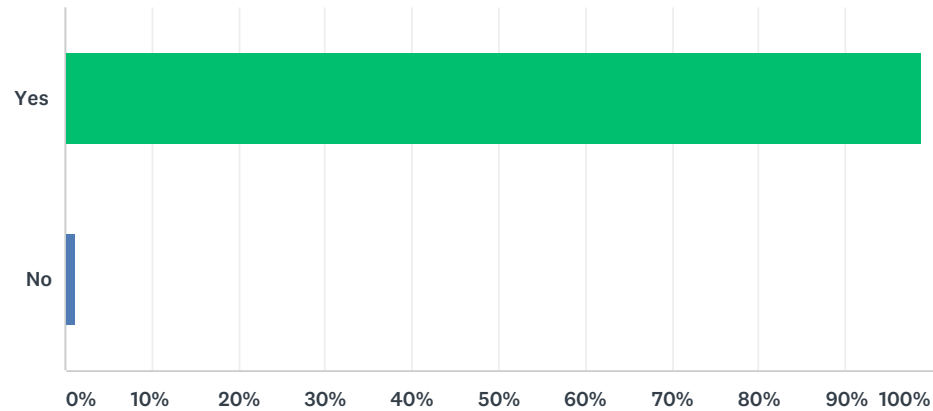


ANSWER CHOICES	RESPONSES	
Change in Town's character	19.37%	159
Traffic/ transportation	26.07%	214
Preservation/ conservation of open space	26.31%	216
Housing options	23.26%	191
Town budget	58.59%	481
Need for services (vary by age groups)	19.49%	160
Local businesses/ services	45.68%	375
Other (please specify)	25.46%	209
Total Respondents: 821		



### Q3 Do you live in Sharon?

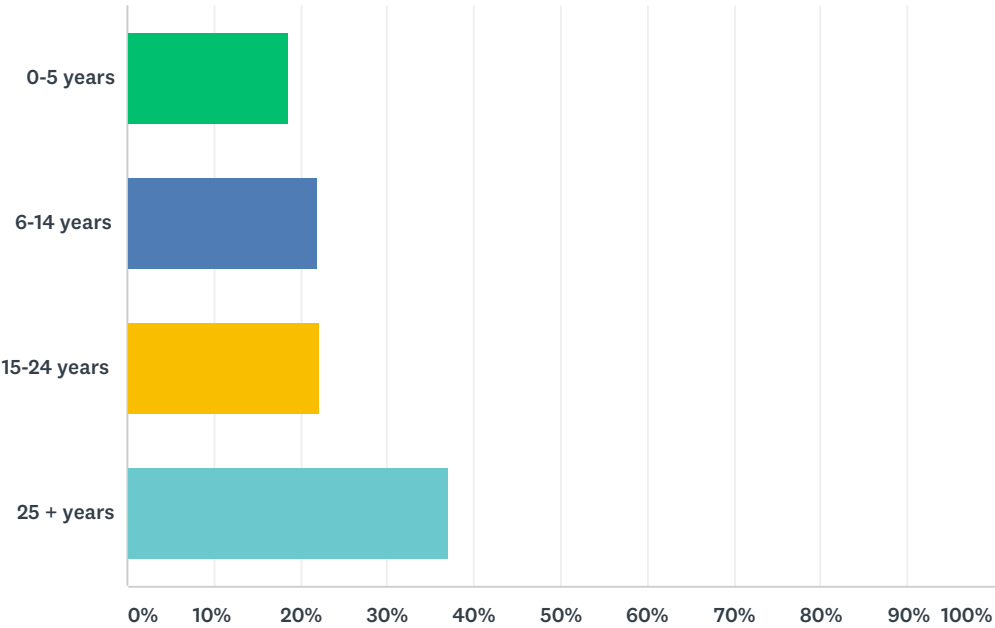
Answered: 820    Skipped: 31



ANSWER CHOICES		RESPONSES	
Yes		98.66%	809
No		1.34%	11
TOTAL			820

# Q4 How long have you lived in Sharon?

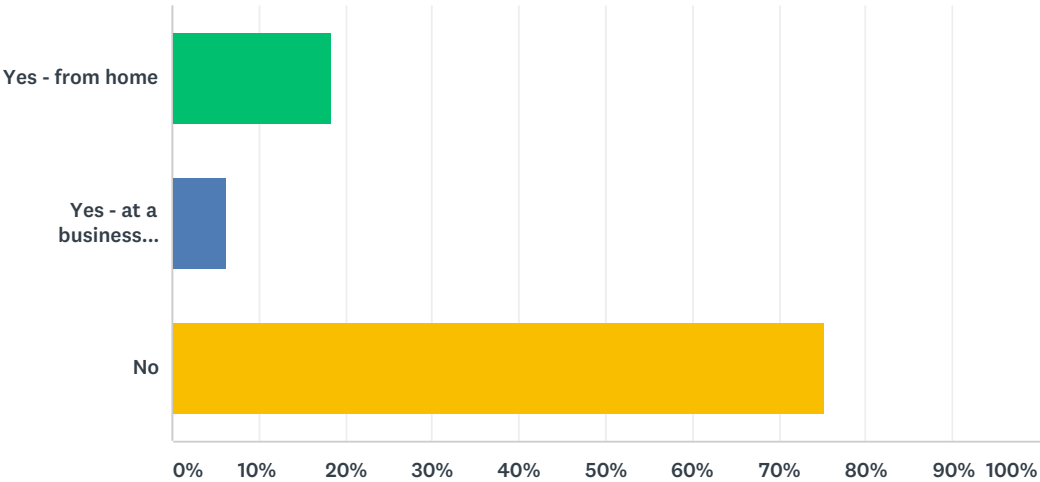
Answered: 808    Skipped: 43



ANSWER CHOICES	RESPONSES	
0-5 years	18.69%	151
6-14 years	22.03%	178
15-24 years	22.15%	179
25 + years	37.13%	300
TOTAL		808

Q5 Do you work in Sharon?

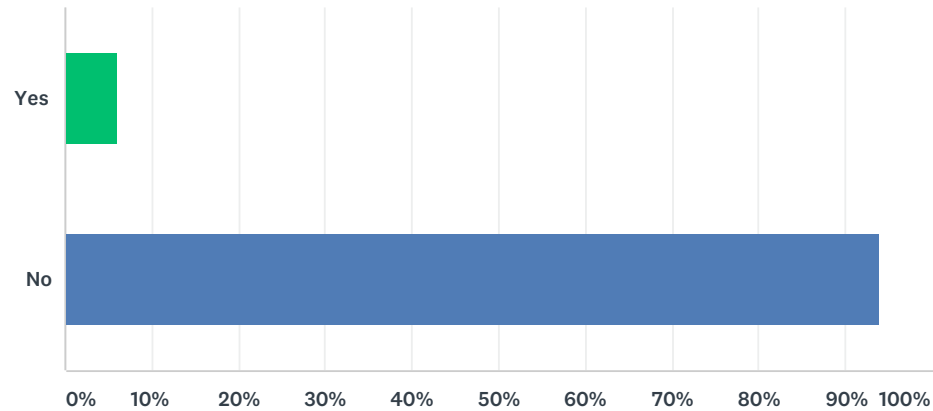
Answered: 807    Skipped: 44



ANSWER CHOICES	RESPONSES	
Yes - from home	18.34%	148
Yes - at a business address	6.32%	51
No	75.34%	608
TOTAL		807

Q6 Do you own non- residential property in Sharon?

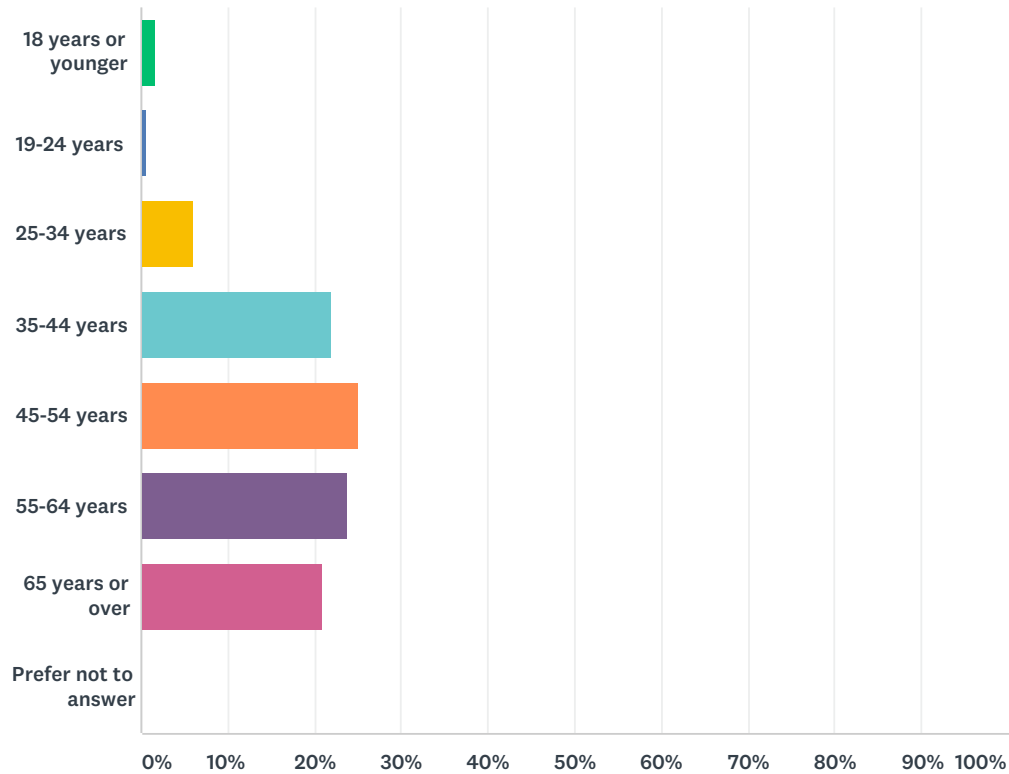
Answered: 794    Skipped: 57



ANSWER CHOICES		RESPONSES	
Yes		6.05%	48
No		93.95%	746
TOTAL			794

## Q7 What is your age?

Answered: 813 Skipped: 38

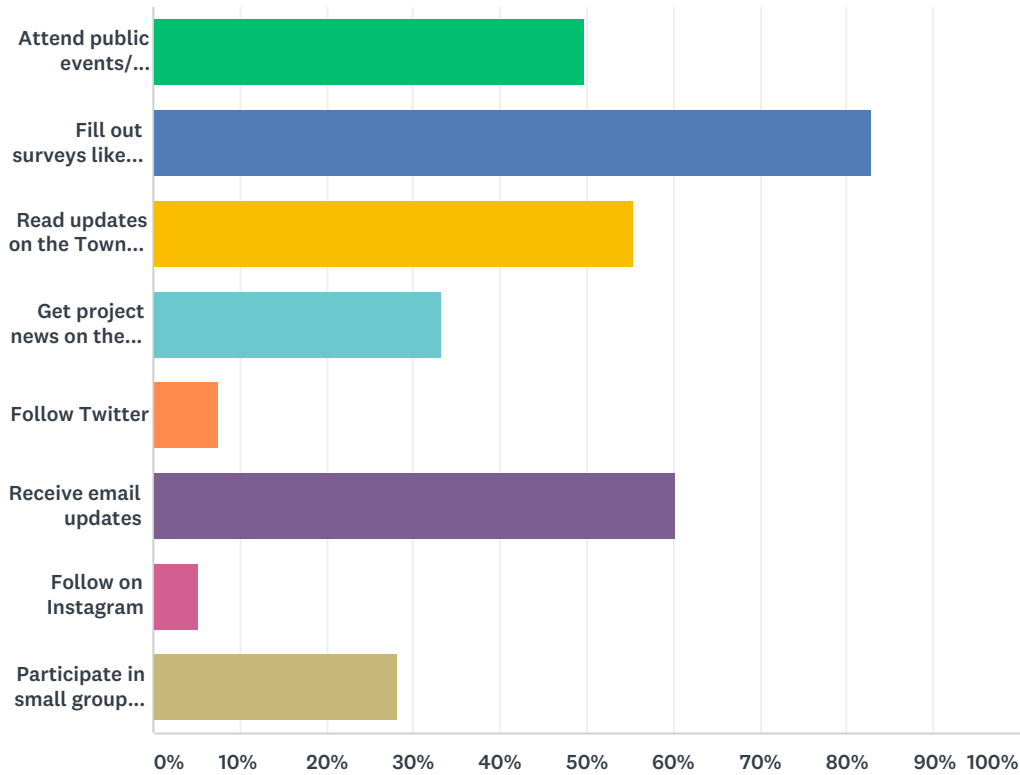


ANSWER CHOICES	RESPONSES	
18 years or younger	1.60%	13
19-24 years	0.62%	5
25-34 years	6.03%	49
35-44 years	21.89%	178
45-54 years	25.09%	204
55-64 years	23.86%	194
65 years or over	20.91%	170
Prefer not to answer	0.00%	0
TOTAL		813



## Q8 How would you like to participate in this planning process? (check all that apply)

Answered: 806 Skipped: 45



ANSWER CHOICES	RESPONSES	
Attend public events/ meetings	49.88%	402
Fill out surveys like this one	82.88%	668
Read updates on the Town website	55.46%	447
Get project news on the Imagine Sharon Facebook page	33.25%	268
Follow Twitter	7.44%	60
Receive email updates	60.30%	486
Follow on Instagram	5.21%	42
Participate in small group discussions	28.29%	228
Total Respondents: 806		

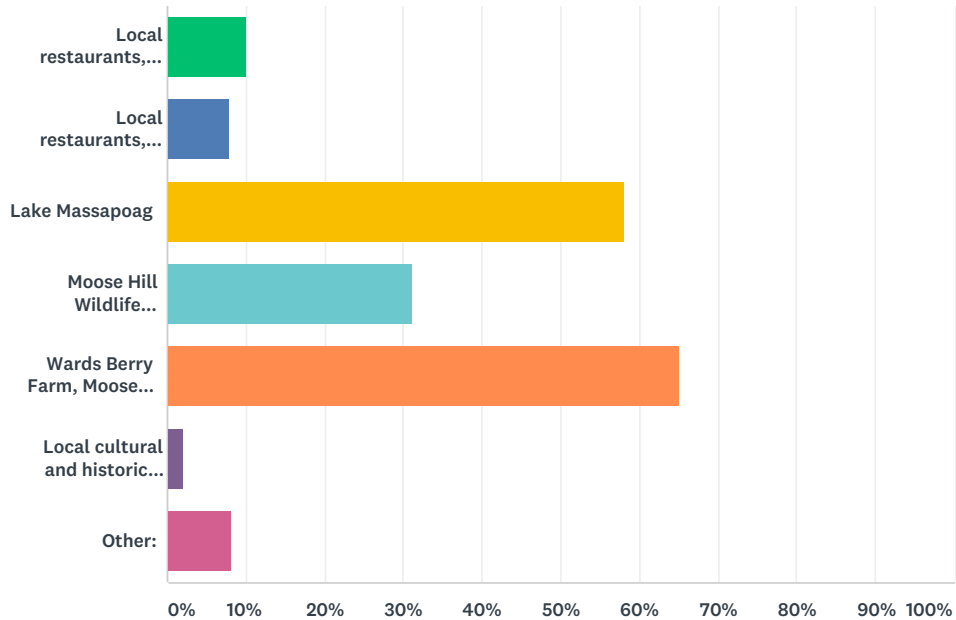
## Q1 Please tell us three (3) words that you think best describe your Town of Sharon.

Answered: 840 Skipped: 0

ANSWER CHOICES	RESPONSES	
Word 1	100.00%	840
Word 2	100.00%	840
Word 3	100.00%	840

## Q2 Where do you take visitors when they come to Sharon? (Select up to 2)

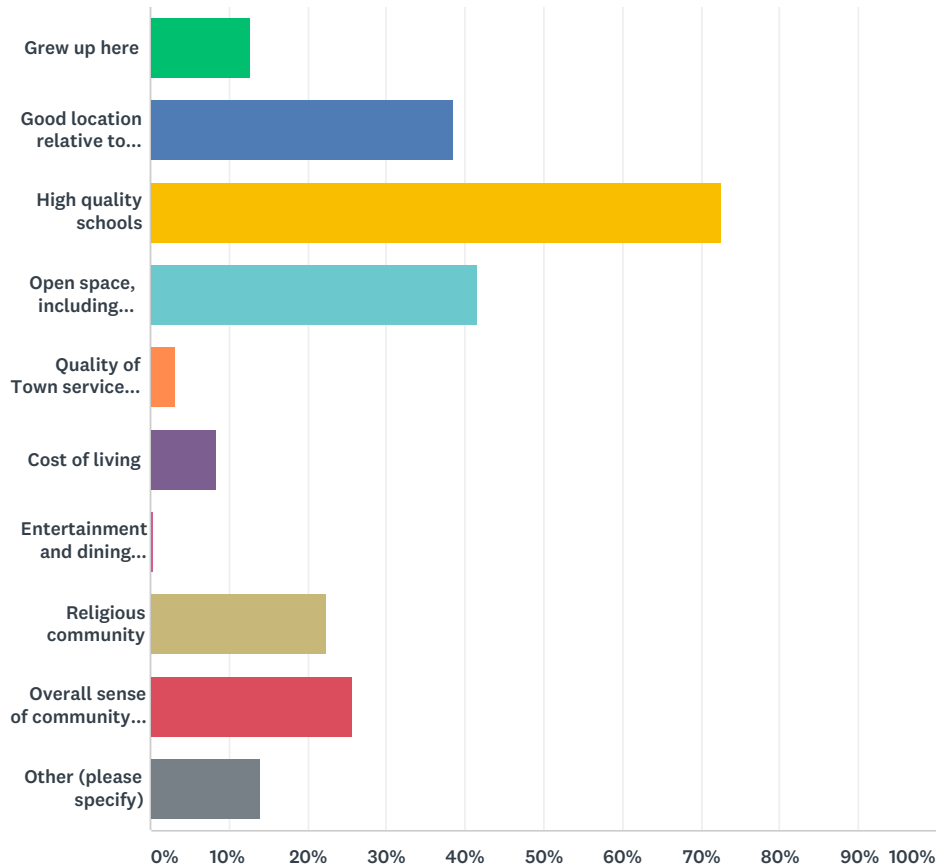
Answered: 840 Skipped: 0



ANSWER CHOICES	RESPONSES	
Local restaurants, shops, and services in the center of town (also known as Post Office Square)	10.00%	84
Local restaurants, shops, and services outside of Post Office Square	7.98%	67
Lake Massapoag	58.21%	489
Moose Hill Wildlife Sanctuary, Borderland State Park, or other parks and trails	31.19%	262
Wards Berry Farm, Moose Hill Farm, or Crescent Ridge Dairy	65.12%	547
Local cultural and historic sites	2.14%	18
Other:	8.10%	68
Total Respondents: 840		

### Q3 Why did you choose Sharon to live or work? (Select up to 3)

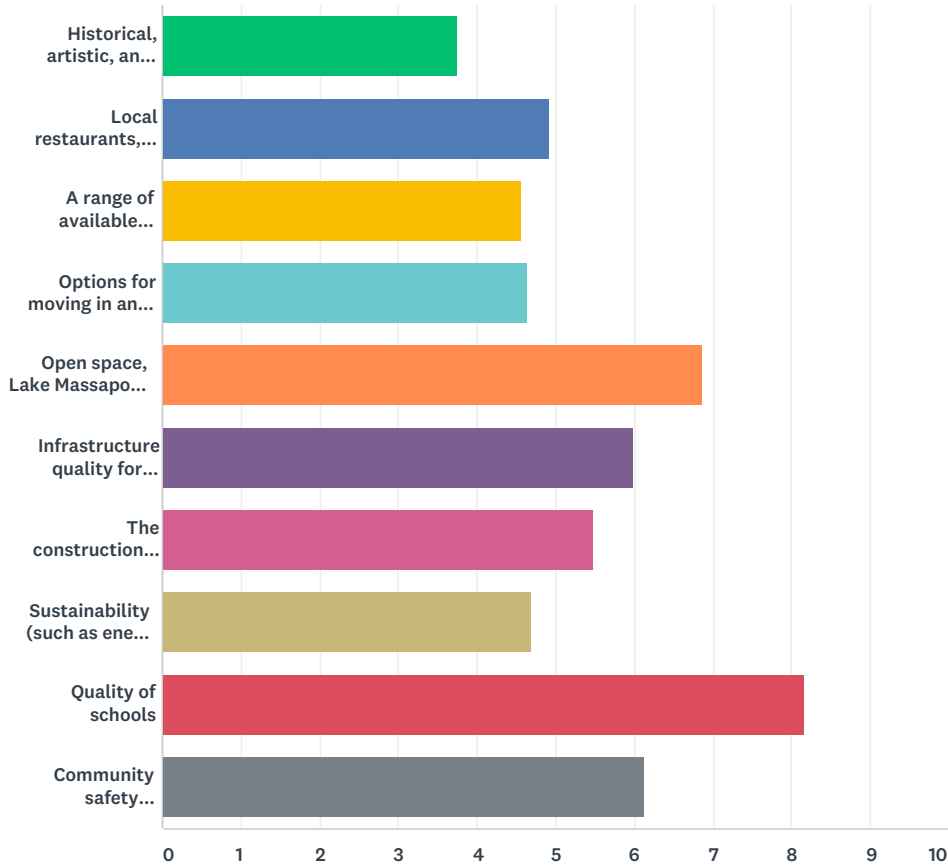
Answered: 840 Skipped: 0



ANSWER CHOICES	RESPONSES	
Grew up here	12.86%	108
Good location relative to work, shopping, dining, and recreation	38.45%	323
High quality schools	72.50%	609
Open space, including lakes, ponds, trails, and parks	41.67%	350
Quality of Town services (such as public facilities, social and senior services, and health programs)	3.10%	26
Cost of living	8.33%	70
Entertainment and dining options available in Sharon	0.36%	3
Religious community	22.38%	188
Overall sense of community and character of the town	25.71%	216
Other (please specify)	14.05%	118
Total Respondents: 840		

**Q4 Please rank how important the following characteristics of Sharon are to its future as a desirable community to live. RANK from 1 through 10 (1 for most important and 10 for the least). Each number may only be used once.**

Answered: 729 Skipped: 111



	1	2	3	4	5	6	7	8	9	10	TOTAL	SC
Historical, artistic, and cultural activities and programs	2.02% 14	3.76% 26	3.32% 23	5.49% 38	7.08% 49	10.40% 72	13.87% 96	15.61% 108	19.22% 133	19.22% 133	692	
Local restaurants, shops, and services	4.06% 28	7.40% 51	9.14% 63	9.00% 62	11.90% 82	12.05% 83	12.05% 83	11.18% 77	12.19% 84	11.03% 76	689	
A range of available housing styles, types, and costs	6.60% 46	8.03% 56	6.89% 48	8.75% 61	9.90% 69	5.74% 40	7.89% 55	10.62% 74	15.06% 105	20.52% 143	697	
Options for moving in and around town by foot, bike, ride share, or transit	2.76% 19	5.22% 36	9.00% 62	10.01% 69	10.01% 69	10.89% 75	13.64% 94	14.22% 98	11.61% 80	12.63% 87	689	
Open space, Lake Massapoag, parks, farms, trails, and other natural resources	14.12% 98	18.44% 128	15.85% 110	11.24% 78	11.53% 80	9.22% 64	7.20% 50	6.48% 45	3.46% 24	2.45% 17	694	
Infrastructure quality for walking, biking, and transit												
The construction of new housing												
Sustainability (such as energy efficiency)												
Quality of schools												
Community safety												

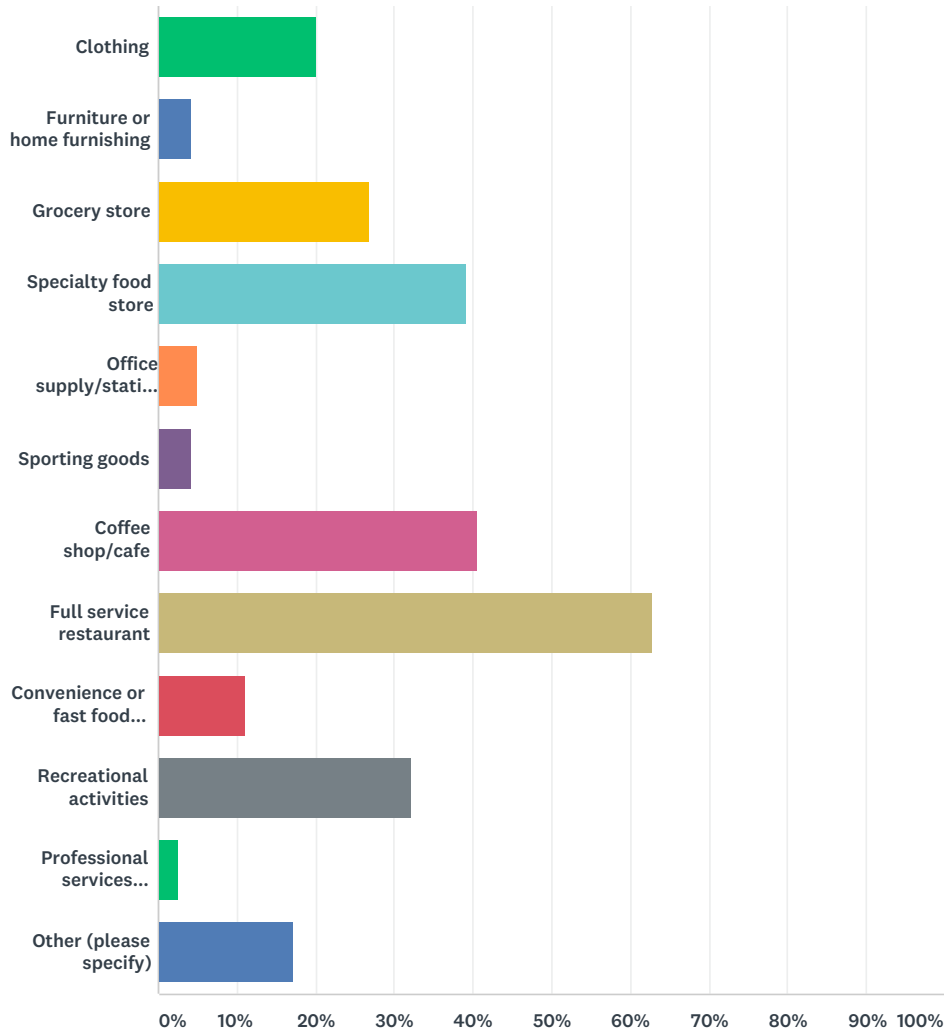


## Imagine Sharon: Fall Survey

Infrastructure quality for Town roads, sidewalks, and water supply	4.64% 32	9.57% 66	13.48% 93	17.54% 121	13.48% 93	14.20% 98	12.17% 84	7.25% 50	5.07% 35	2.61% 18	690
The construction and/or maintenance of public facilities (including school buildings, recreation/community centers, Town offices, and others)	3.80% 26	8.61% 59	9.49% 65	14.89% 102	13.43% 92	13.87% 95	12.85% 88	10.51% 72	7.74% 53	4.82% 33	685
Sustainability (such as energy and water conservation, bikeability, low-impact development)	3.61% 25	5.92% 41	8.09% 56	8.38% 58	11.56% 80	11.99% 83	11.56% 80	13.44% 93	14.45% 100	10.98% 76	692
Quality of schools	50.43% 352	15.47% 108	8.60% 60	4.58% 32	3.58% 25	3.58% 25	2.87% 20	2.87% 20	3.30% 23	4.73% 33	698
Community safety including police, fire, and other Town services	8.65% 62	17.85% 128	16.18% 116	9.76% 70	9.76% 70	8.23% 59	6.00% 43	7.81% 56	5.44% 39	10.32% 74	717

## Q5 Which types of new stores or businesses would attract you to visit and shop in Sharon more often? (Select up to 3)

Answered: 731 Skipped: 109



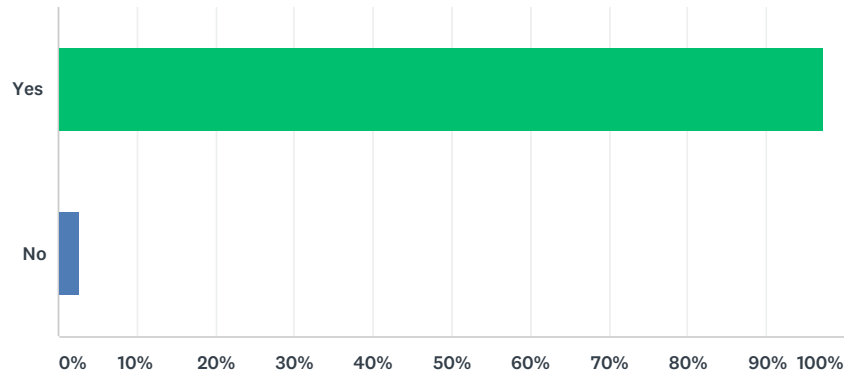
ANSWER CHOICES	RESPONSES	
Clothing	20.11%	147
Furniture or home furnishing	4.10%	30
Grocery store	26.68%	195
Specialty food store	39.12%	286
Office supply/stationary	5.06%	37
Sporting goods	4.24%	31
Coffee shop/cafe	40.63%	297
Full service restaurant	62.79%	459
Convenience or fast food restaurant	11.08%	81
Recreational activities	32.28%	236
Professional services (lawyer, realtor, etc.)	2.46%	18

## Imagine Sharon: Fall Survey

Other (please specify)	17.10%	125
Total Respondents: 731		

## Q6 Do you live in Sharon?

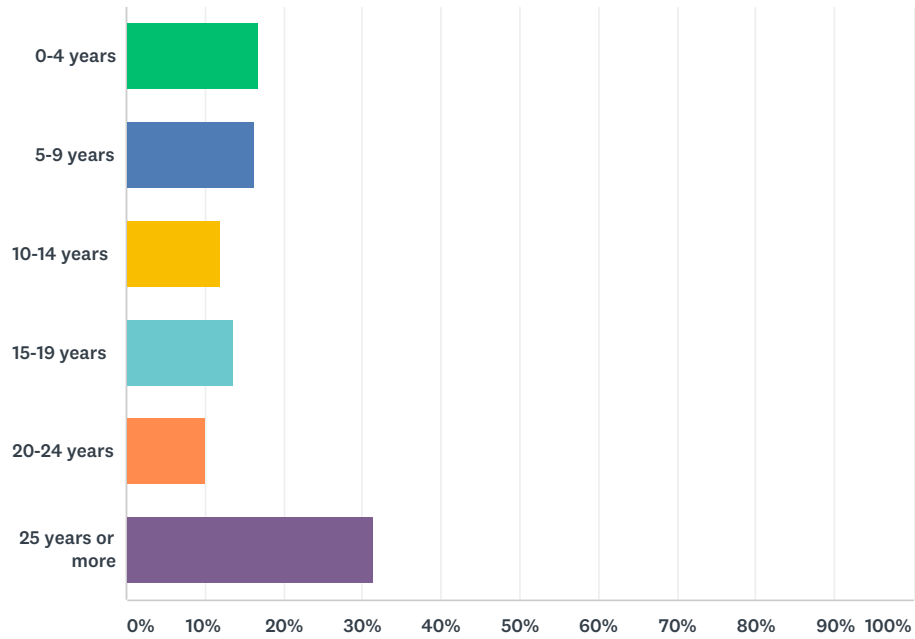
Answered: 728 Skipped: 112



ANSWER CHOICES		RESPONSES	
Yes		97.25%	708
No		2.75%	20
TOTAL			728

## Q7 How long have you lived in Sharon?

Answered: 696 Skipped: 144

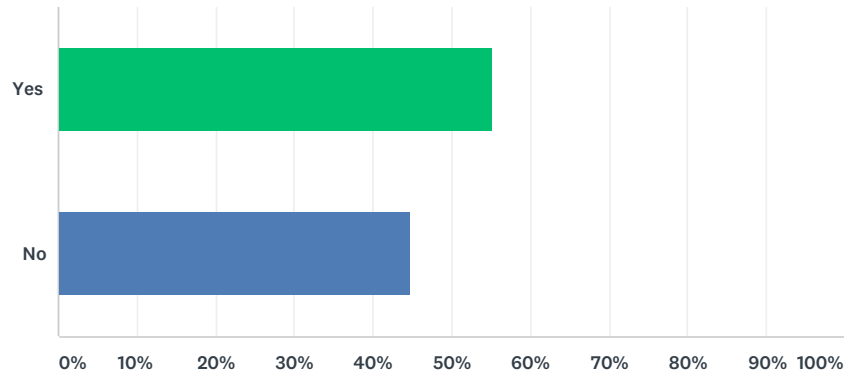


ANSWER CHOICES	RESPONSES	
0-4 years	16.81%	117
5-9 years	16.24%	113
10-14 years	11.93%	83
15-19 years	13.51%	94
20-24 years	10.06%	70
25 years or more	31.47%	219
TOTAL		696



## Q8 Do you have children (18 or younger) living at home?

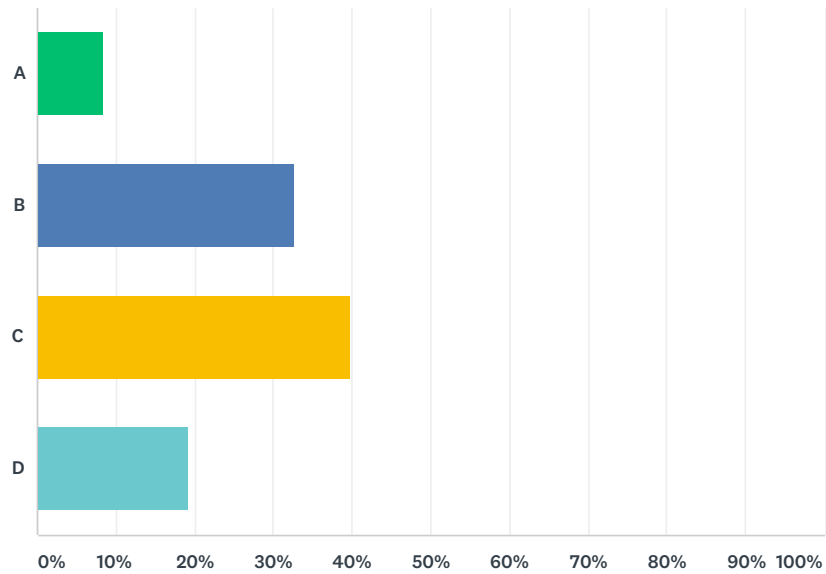
Answered: 696 Skipped: 144



ANSWER CHOICES	RESPONSES	
Yes	55.32%	385
No	44.68%	311
Total Respondents: 696		

## Q9 Where do you live? Please choose the letter corresponding to your area of residence on the map.

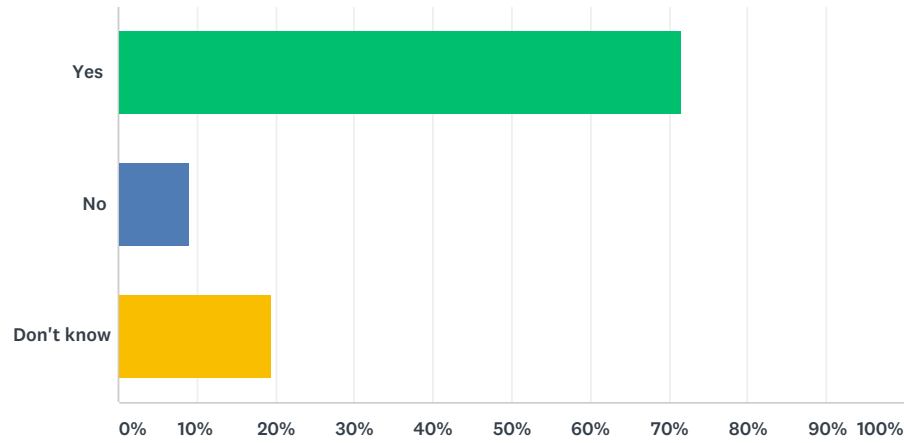
Answered: 696 Skipped: 144



ANSWER CHOICES	RESPONSES	
A	8.33%	58
B	32.61%	227
C	39.80%	277
D	19.25%	134
TOTAL		696

## Q10 Do you plan to stay in your current housing for the next 5-10 years?

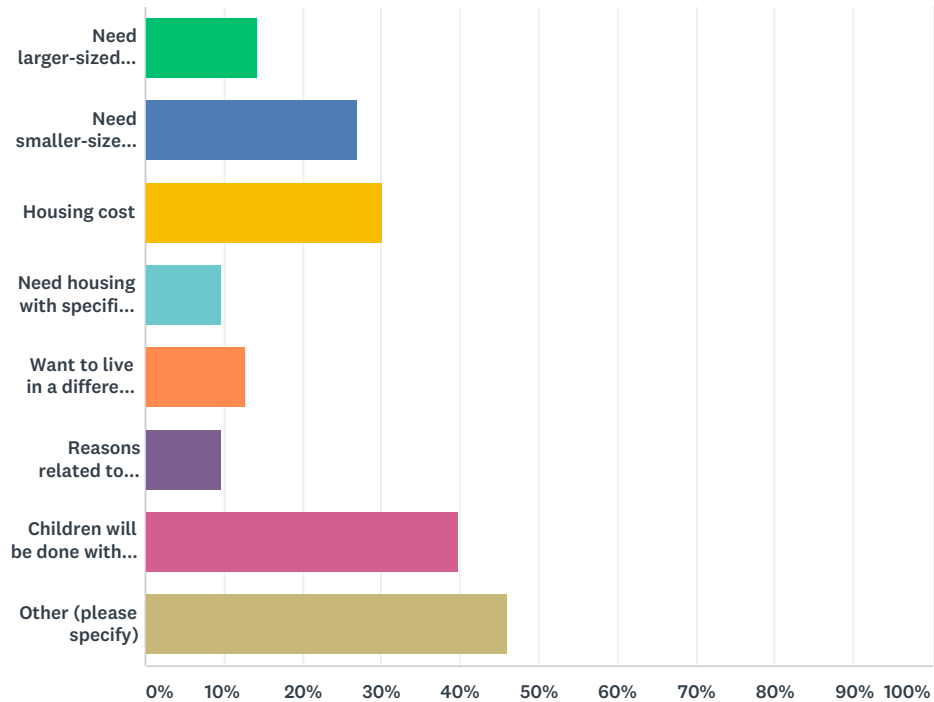
Answered: 696 Skipped: 144



ANSWER CHOICES		RESPONSES	
Yes		71.55%	498
No		9.05%	63
Don't know		19.40%	135
TOTAL			696

## Q11 Why are you planning to move? (Select all that apply)

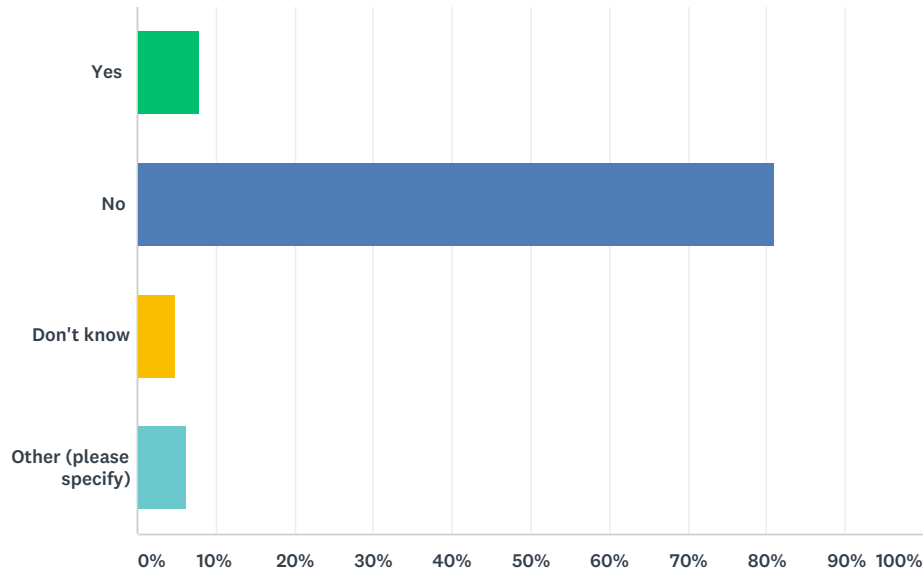
Answered: 63 Skipped: 777



ANSWER CHOICES	RESPONSES	
Need larger-sized housing (more rooms or square feet)	14.29%	9
Need smaller-sized housing (fewer rooms or square feet)	26.98%	17
Housing cost	30.16%	19
Need housing with specific amenities (e.g. physical, social, or medical services)	9.52%	6
Want to live in a different neighborhood	12.70%	8
Reasons related to employment or personal obligations	9.52%	6
Children will be done with Sharon public schools	39.68%	25
Other (please specify)	46.03%	29
Total Respondents: 63		

## Q12 Do you expect your next housing will be in Sharon?

Answered: 63 Skipped: 777

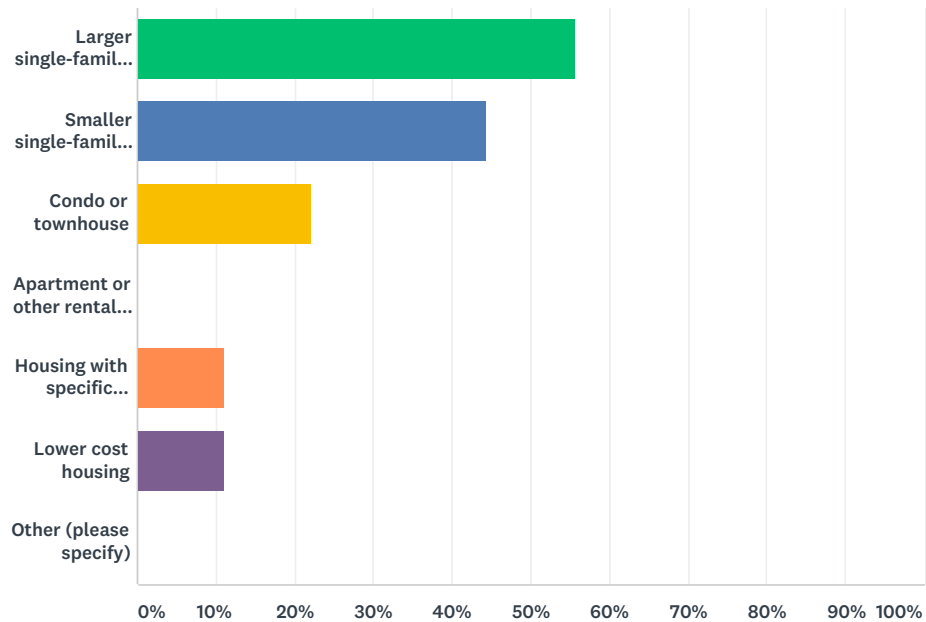


ANSWER CHOICES	RESPONSES	
Yes	7.94%	5
No	80.95%	51
Don't know	4.76%	3
Other (please specify)	6.35%	4
TOTAL		63



## Q13 Since you plan to move within town, what type of housing do you expect to need? (Select all that apply)

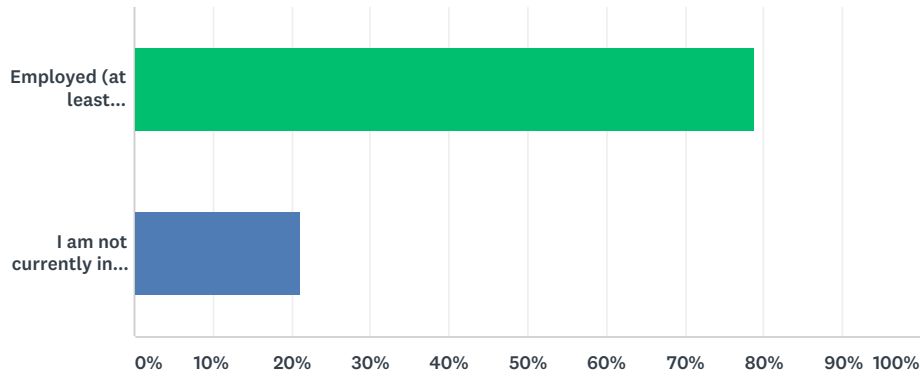
Answered: 9 Skipped: 831



ANSWER CHOICES	RESPONSES	
Larger single-family house	55.56%	5
Smaller single-family house	44.44%	4
Condo or townhouse	22.22%	2
Apartment or other rental housing	0.00%	0
Housing with specific services or amenities (e.g., physical, social or medical services)	11.11%	1
Lower cost housing	11.11%	1
Other (please specify)	0.00%	0
Total Respondents: 9		

## Q14 What best describes your current employment status?

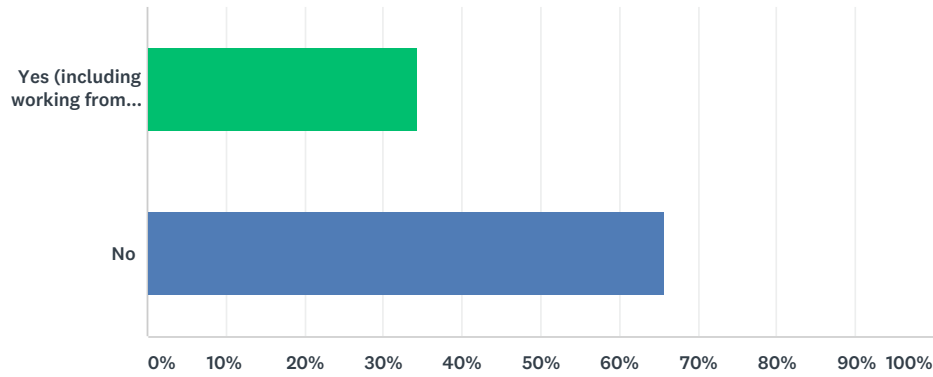
Answered: 715 Skipped: 125



ANSWER CHOICES	RESPONSES	
Employed (at least part-time)	78.88%	564
I am not currently in the workforce	21.12%	151
TOTAL		715

## Q15 Do you work in Sharon?

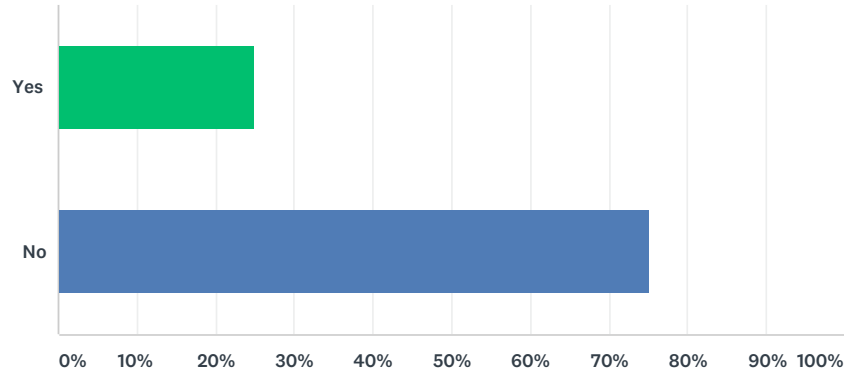
Answered: 565 Skipped: 275



ANSWER CHOICES	RESPONSES	
Yes (including working from home)	34.34%	194
No	65.66%	371
TOTAL		565

## Q16 Do you own a business in Sharon?

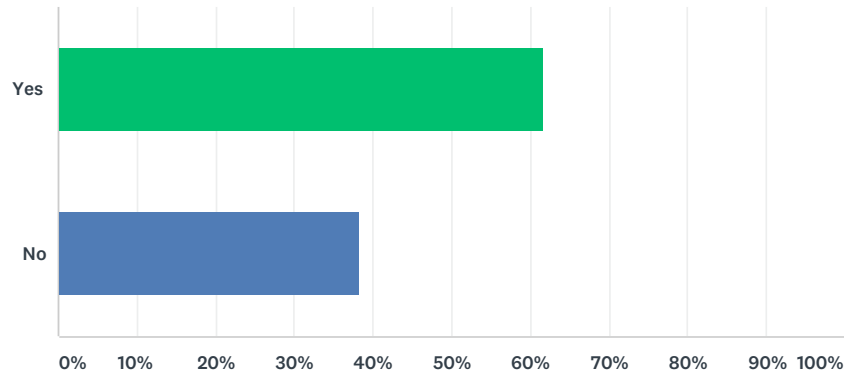
Answered: 193 Skipped: 647



ANSWER CHOICES	RESPONSES	
Yes	24.87%	48
No	75.13%	145
TOTAL		193

## Q17 Do you work from home?

Answered: 193 Skipped: 647

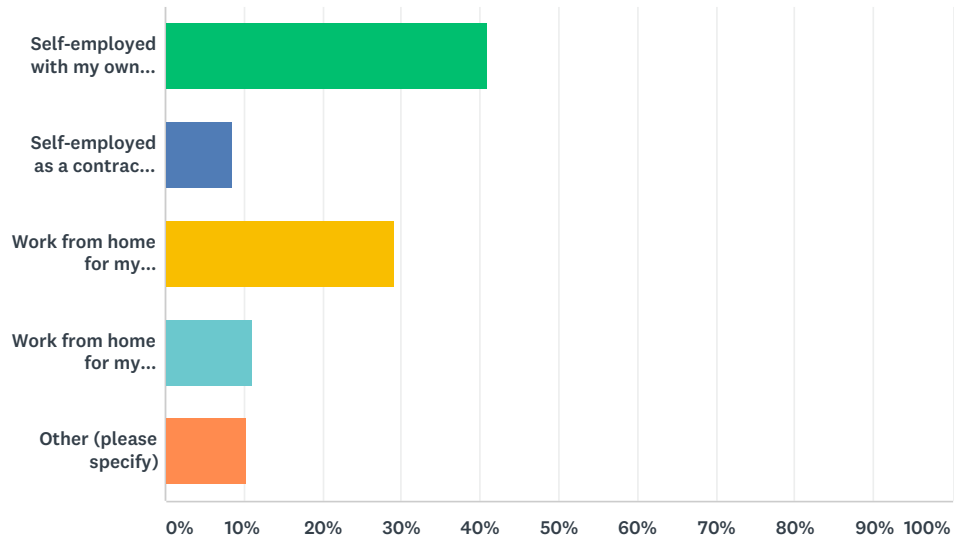


ANSWER CHOICES		RESPONSES
Yes		61.66% 119
No		38.34% 74
TOTAL		193



## Q18 What best describes your work situation?

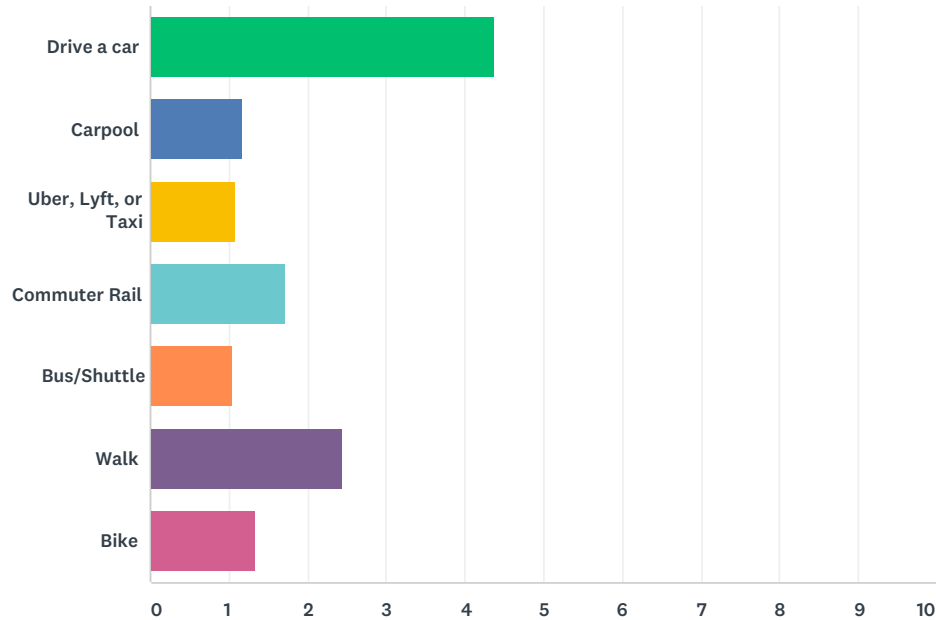
Answered: 117 Skipped: 723



ANSWER CHOICES	RESPONSES	
Self-employed with my own business	41.03%	48
Self-employed as a contractor to another firm	8.55%	10
Work from home for my employer, year-round on a full-time basis	29.06%	34
Work from home for my employer, on a seasonal or year-round part-time basis	11.11%	13
Other (please specify)	10.26%	12
TOTAL		117

## Q19 Thinking about your typical week (Monday to Sunday) how many days do you use the following transportation modes?

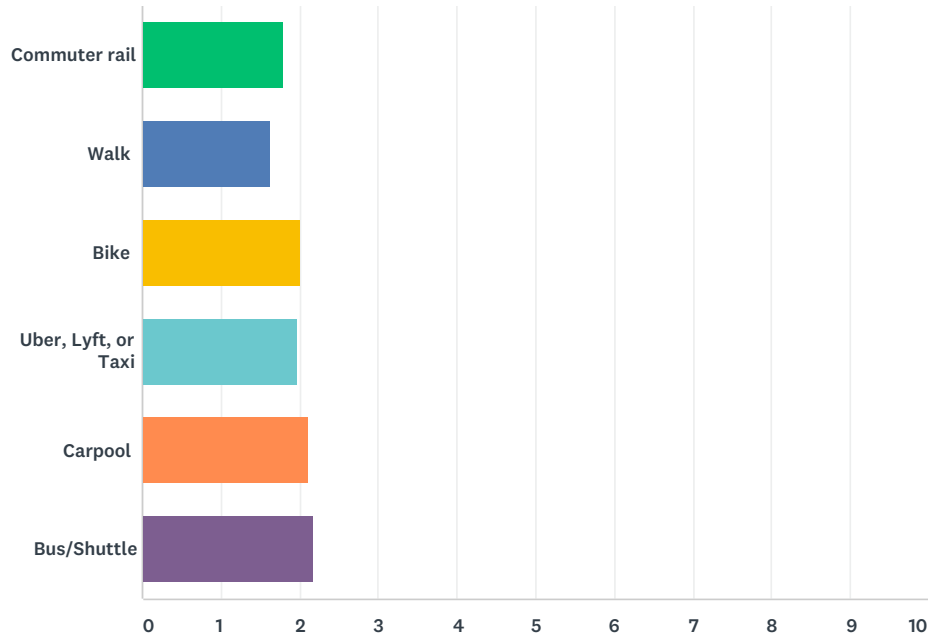
Answered: 690 Skipped: 150



	0 DAYS	1-2 DAYS	3-4 DAYS	5-6 DAYS	EVERY DAY	TOTAL	WEIGHTED AVERAGE
Drive a car	1.59% 11	6.52% 45	8.41% 58	20.43% 141	63.04% 435	690	4.37
Carpool	88.26% 609	7.83% 54	2.32% 16	1.01% 7	0.58% 4	690	1.18
Uber, Lyft, or Taxi	93.33% 644	5.80% 40	0.72% 5	0.00% 0	0.14% 1	690	1.08
Commuter Rail	66.81% 461	11.74% 81	6.96% 48	12.03% 83	2.46% 17	690	1.72
Bus/Shuttle	98.26% 678	0.72% 5	0.00% 0	0.72% 5	0.29% 2	690	1.04
Walk	34.78% 240	25.94% 179	15.51% 107	7.97% 55	15.80% 109	690	2.44
Bike	75.65% 522	17.83% 123	4.35% 30	1.59% 11	0.58% 4	690	1.34

## Q20 If improvements were made to the following transportation options, please indicate how frequently you would use each to travel:

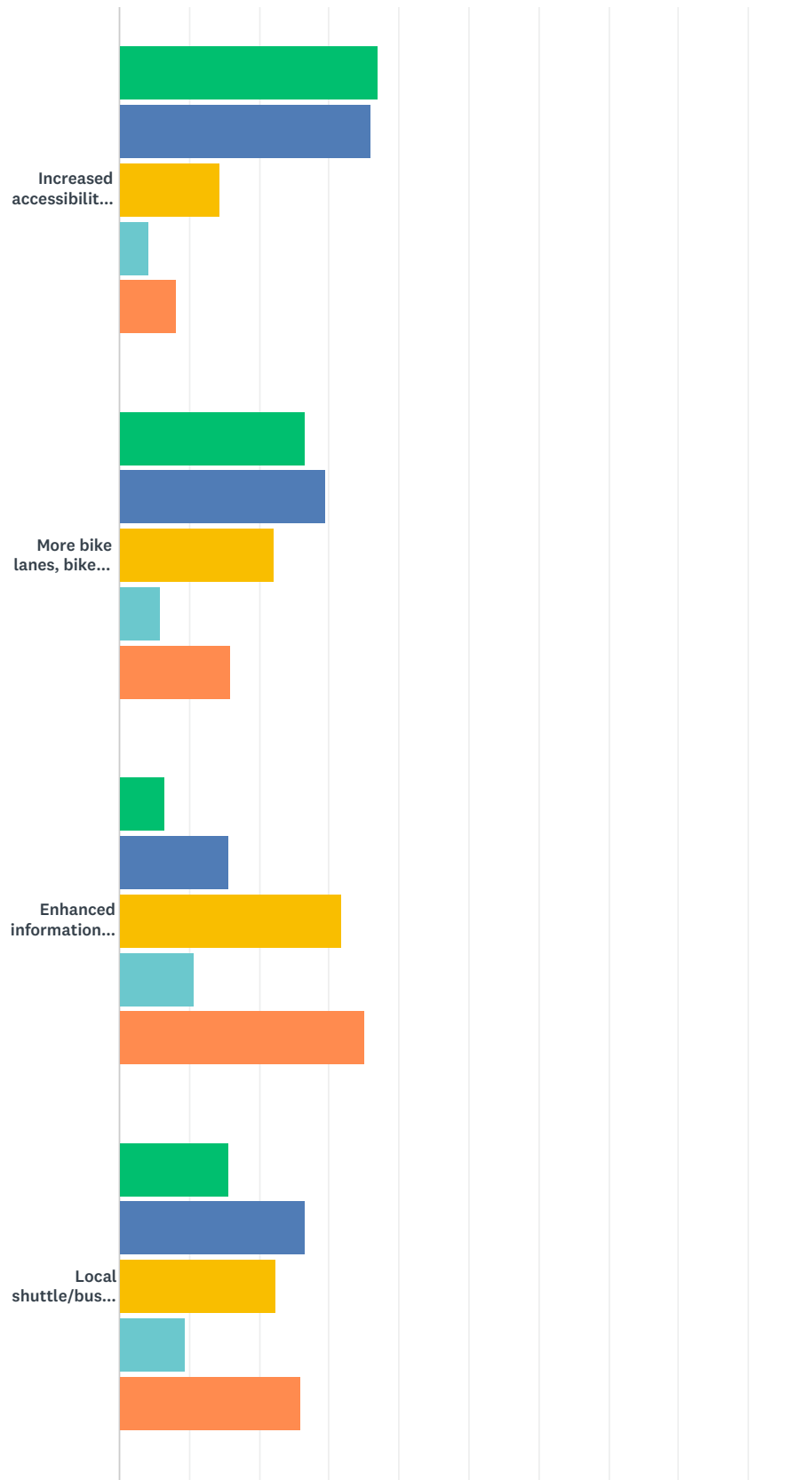
Answered: 690 Skipped: 150



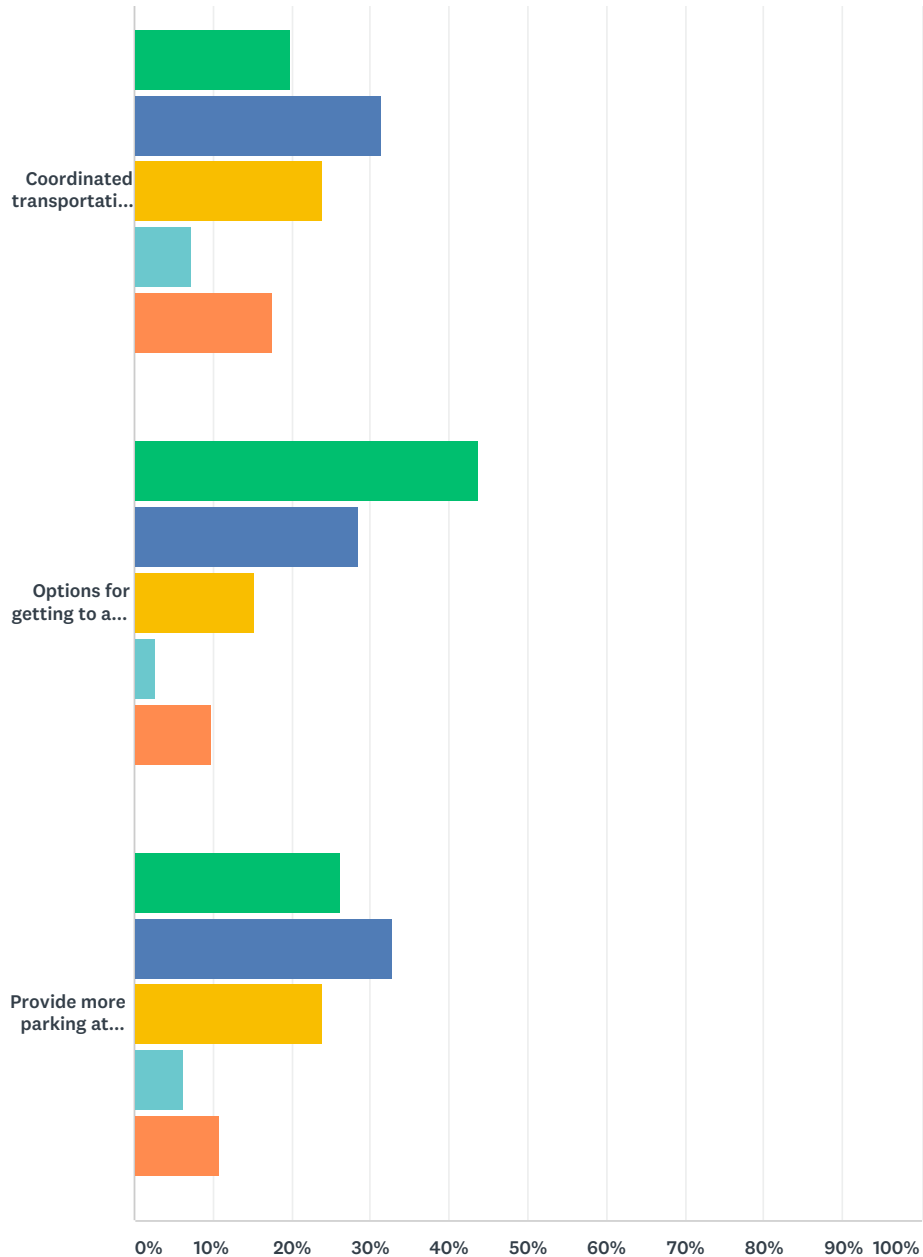
	SAME AS NOW	MORE THAN NOW (STILL DRIVE FOR MOST TRIPS)	MORE THAN NOW (WOULD REPLACE DRIVING TRIPS)	DO NOT USE NOW/WILL NOT IN FUTURE	TOTAL	WEIGHTED AVERAGE
Commuter rail	55.65% 384	19.71% 136	13.19% 91	11.45% 79	690	1.80
Walk	59.42% 410	24.35% 168	8.84% 61	7.39% 51	690	1.64
Bike	47.68% 329	23.62% 163	9.13% 63	19.57% 135	690	2.01
Uber, Lyft, or Taxi	58.84% 406	12.32% 85	2.46% 17	26.38% 182	690	1.96
Carpool	56.52% 390	8.12% 56	3.48% 24	31.88% 220	690	2.11
Bus/Shuttle	45.22% 312	17.68% 122	11.59% 80	25.51% 176	690	2.17

## Q21 Please tell us how important transportation improvements are to you in the next 10-15 years in the following areas:

Answered: 690 Skipped: 150



## Imagine Sharon: Fall Survey



■ Very important
 ■ Somewhat important
 ■ Neutral
 ■ Somewhat unimportant
 ■ Not important

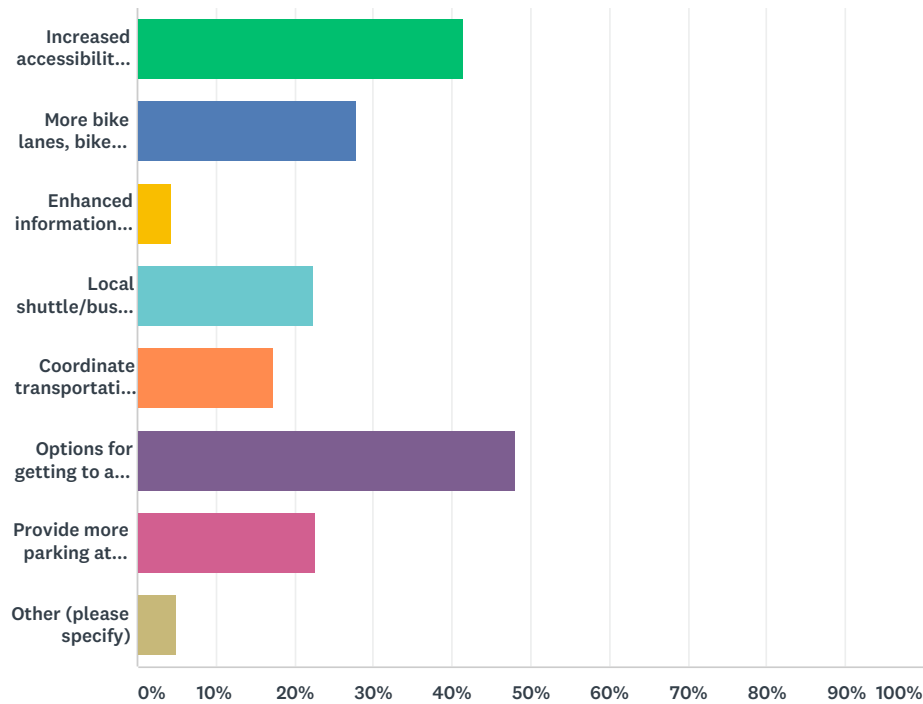
	VERY IMPORTANT	SOMEWHAT IMPORTANT	NEUTRAL	SOMEWHAT UNIMPORTANT	NOT IMPORTANT	TOTAL
Increased accessibility throughout town (e.g., more sidewalks, marked crossings, etc.)	37.10% 256	36.09% 249	14.49% 100	4.20% 29	8.12% 56	690
More bike lanes, bike racks, wayfinding, and trail and safety information	26.52% 183	29.42% 203	22.17% 153	5.94% 41	15.94% 110	690
Enhanced information about carpool and ride share options	6.52% 45	15.65% 108	31.88% 220	10.72% 74	35.22% 243	690
Local shuttle/bus service within town	15.65% 108	26.67% 184	22.32% 154	9.42% 65	25.94% 179	690
Coordinated transportation plan with neighboring towns to reduce congestion and traffic	19.86% 137	31.30% 216	23.91% 165	7.39% 51	17.54% 121	690

## Imagine Sharon: Fall Survey

Options for getting to and from the commuter rail stations, including parking solutions	43.62% 301	28.41% 196	15.36% 106	2.75% 19	9.86% 68	690
Provide more parking at local destinations	26.09% 180	32.75% 226	23.91% 165	6.38% 44	10.87% 75	690

## Q22 Please tell us your top 2 priorities for the transportation options and specific improvements listed below. (Select up to 2)

Answered: 690 Skipped: 150

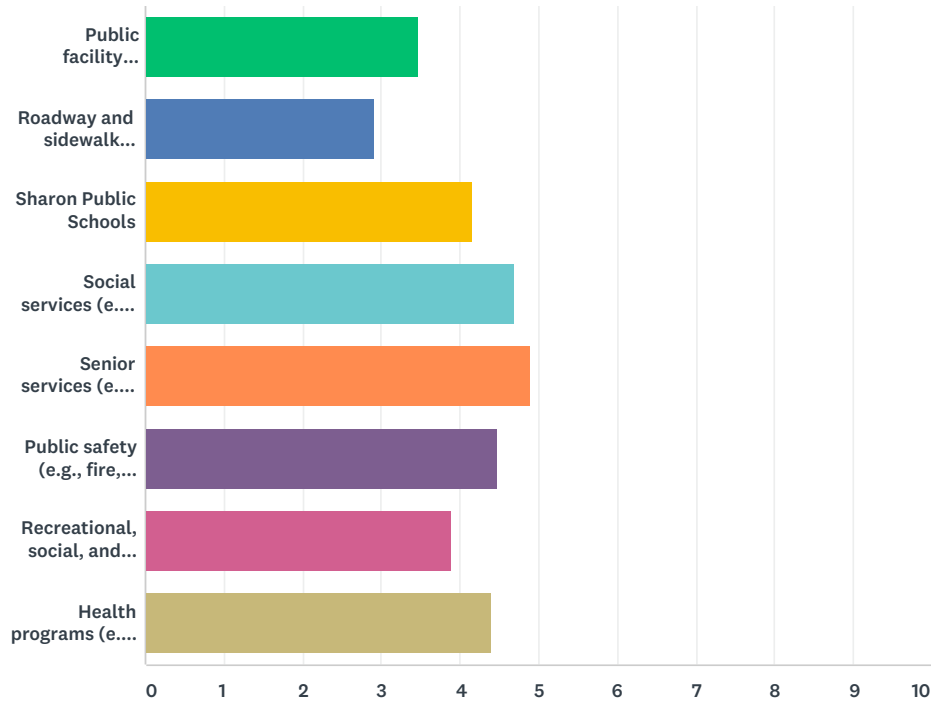


ANSWER CHOICES	RESPONSES	
Increased accessibility throughout town (e.g., more sidewalks, curb cuts, marked crossings, etc.)	41.45%	286
More bike lanes, bike racks, wayfinding, and trail and safety information	27.83%	192
Enhanced information about carpool and ride share options	4.49%	31
Local shuttle/bus service within town	22.32%	154
Coordinate transportation plan with neighboring towns to reduce congestion and traffic	17.39%	120
Options for getting to and from the commuter rail stations, including parking solutions	48.12%	332
Provide more parking at local destinations	22.61%	156
Other (please specify)	5.07%	35
Total Respondents: 690		



## Q23 How satisfied are you with services provided by the Town of Sharon that you have observed and/or used?

Answered: 674 Skipped: 166



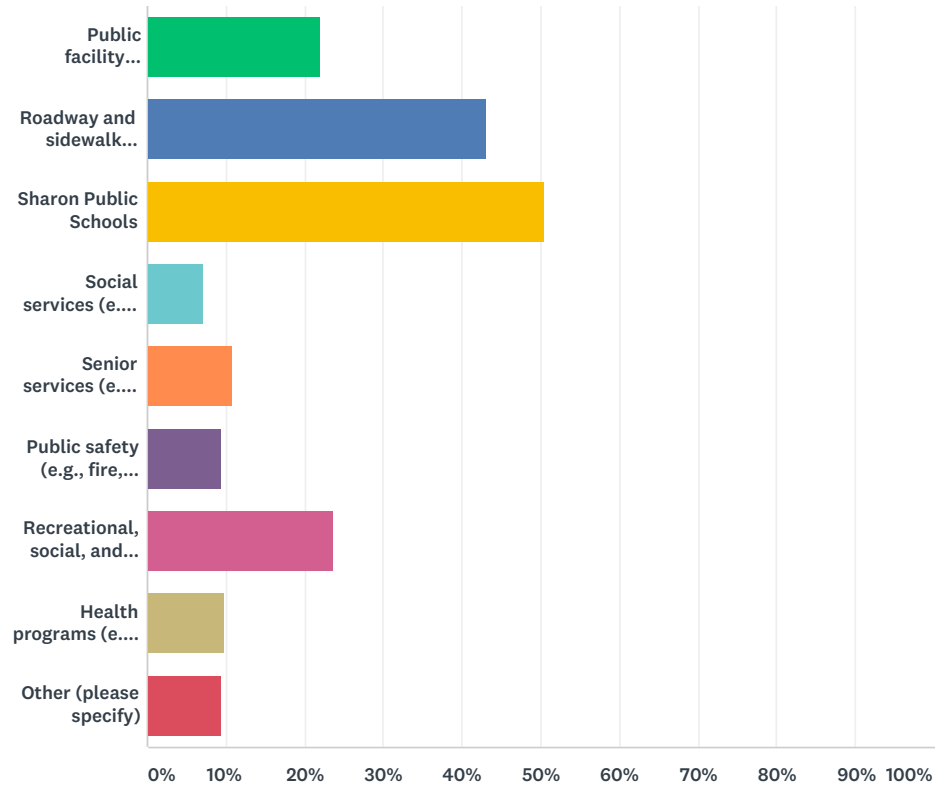
	NEEDS MAJOR IMPROVEMENT	NEEDS SOME IMPROVEMENT	NEUTRAL	SOMEWHAT SATISFIED	HIGHLY SATISFIED	I HAVEN'T USED SERVICE	TOTAL	WEIGHTED AVERAGE
Public facility services (e.g., trash and recycling, water supply, snow/ice removal)	6.82% 46	26.41% 178	10.24% 69	25.96% 175	29.23% 197	1.34% 9	674	3.48
Roadway and sidewalk maintenance and improvements	14.39% 97	34.12% 230	10.98% 74	28.34% 191	11.42% 77	0.74% 5	674	2.91
Sharon Public Schools	5.93% 40	13.50% 91	10.68% 72	13.95% 94	39.61% 267	16.32% 110	674	4.17
Social services (e.g., financial, housing, and utility support, disability-related services)	2.67% 18	7.27% 49	25.37% 171	4.75% 32	3.12% 21	56.82% 383	674	4.69

## Imagine Sharon: Fall Survey

Senior services (e.g., medical transportation, memory cafe, social worker support)	1.63% 11	5.93% 40	21.81% 147	4.30% 29	4.45% 30	61.87% 417	674	4.90
Public safety (e.g., fire, police)	1.04% 7	3.86% 26	15.58% 105	13.50% 91	57.72% 389	8.31% 56	674	4.48
Recreational, social, and cultural activities	3.41% 23	13.50% 91	16.02% 108	33.53% 226	24.33% 164	9.20% 62	674	3.89
Health programs (e.g., school health, substance abuse programs, environmental health information, flu clinics)	2.23% 15	9.35% 63	20.92% 141	16.62% 112	15.43% 104	35.46% 239	674	4.40

## Q24 Which public services should the Town specifically expand or invest in? (Select up to 2)

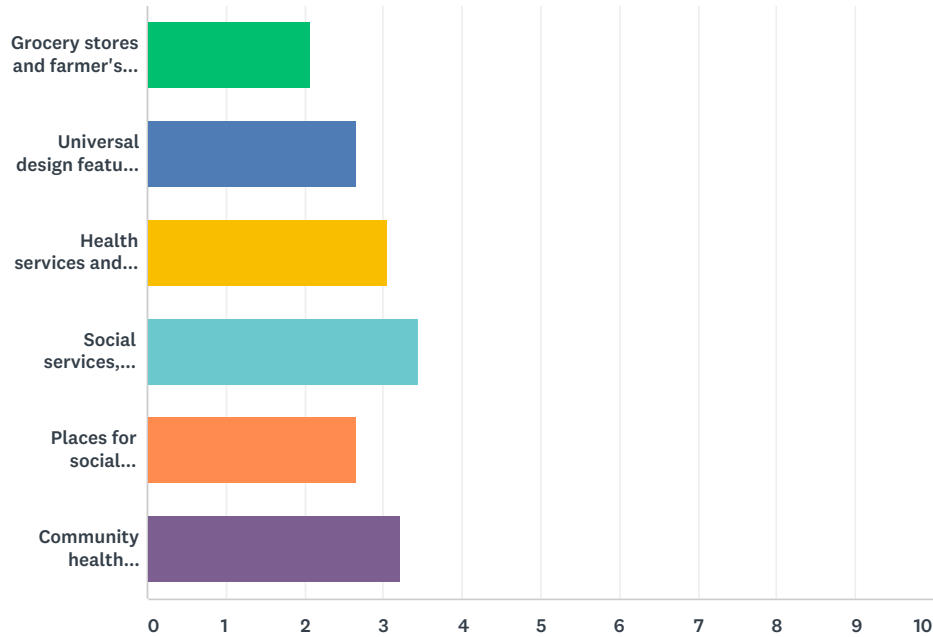
Answered: 674 Skipped: 166



ANSWER CHOICES	RESPONSES	
Public facility services (e.g., trash and recycling, water supply, snow/ice removal)	21.96%	148
Roadway and sidewalk maintenance and improvements	43.03%	290
Sharon Public Schools	50.45%	340
Social services (e.g., financial, housing, and utility support, disability-related services)	7.12%	48
Senior services (e.g, medical transportation, memory cafe, social worker support)	10.83%	73
Public safety (e.g., fire, police)	9.35%	63
Recreational, social, and cultural activities	23.74%	160
Health programs (e.g., school health, substance abuse programs, environmental health information, flu clinics)	9.79%	66
Other (please specify)	9.35%	63
Total Respondents: 674		

## Q25 How satisfied are you with the availability of these community features within the Town of Sharon?

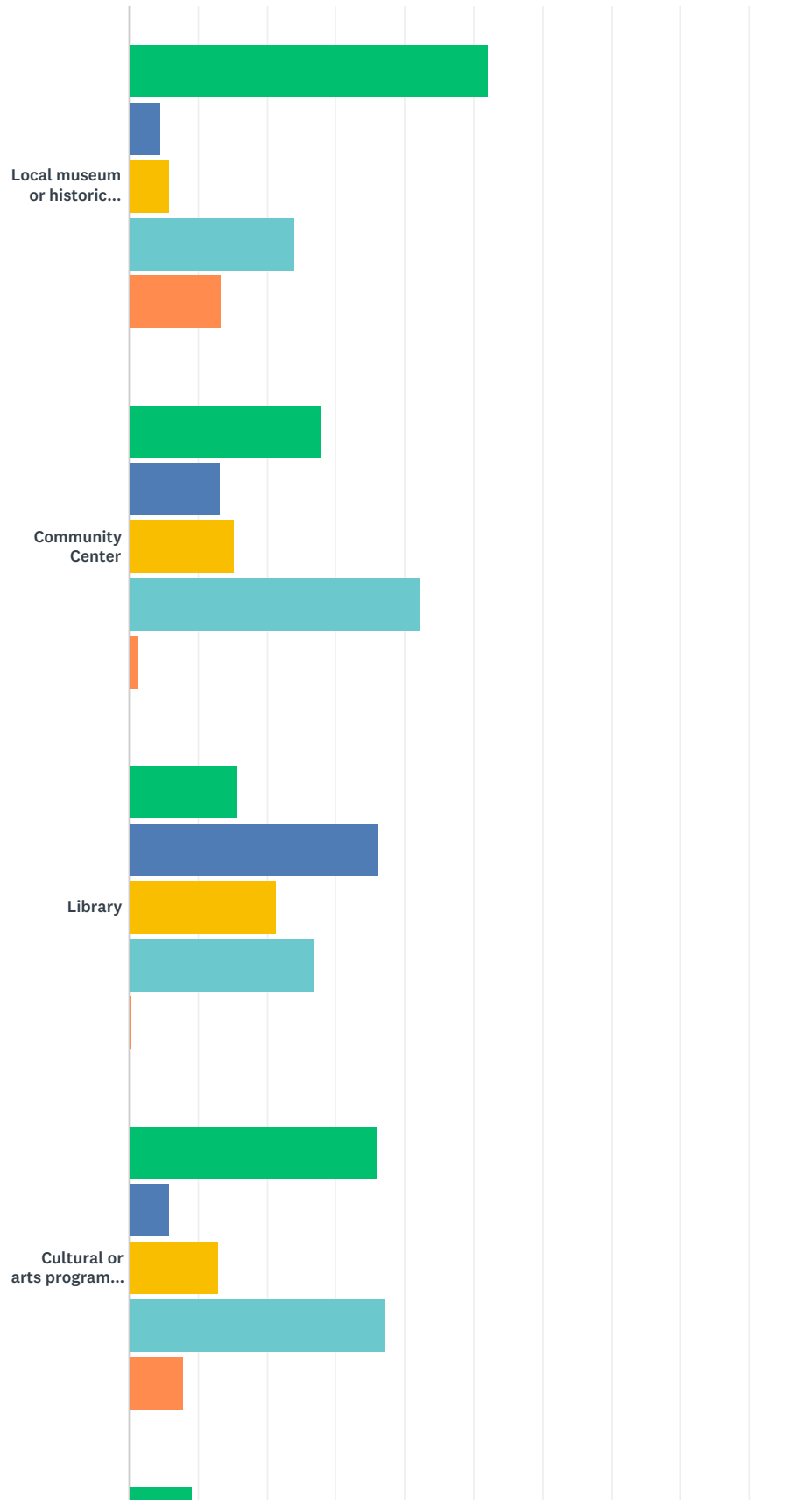
Answered: 659 Skipped: 181



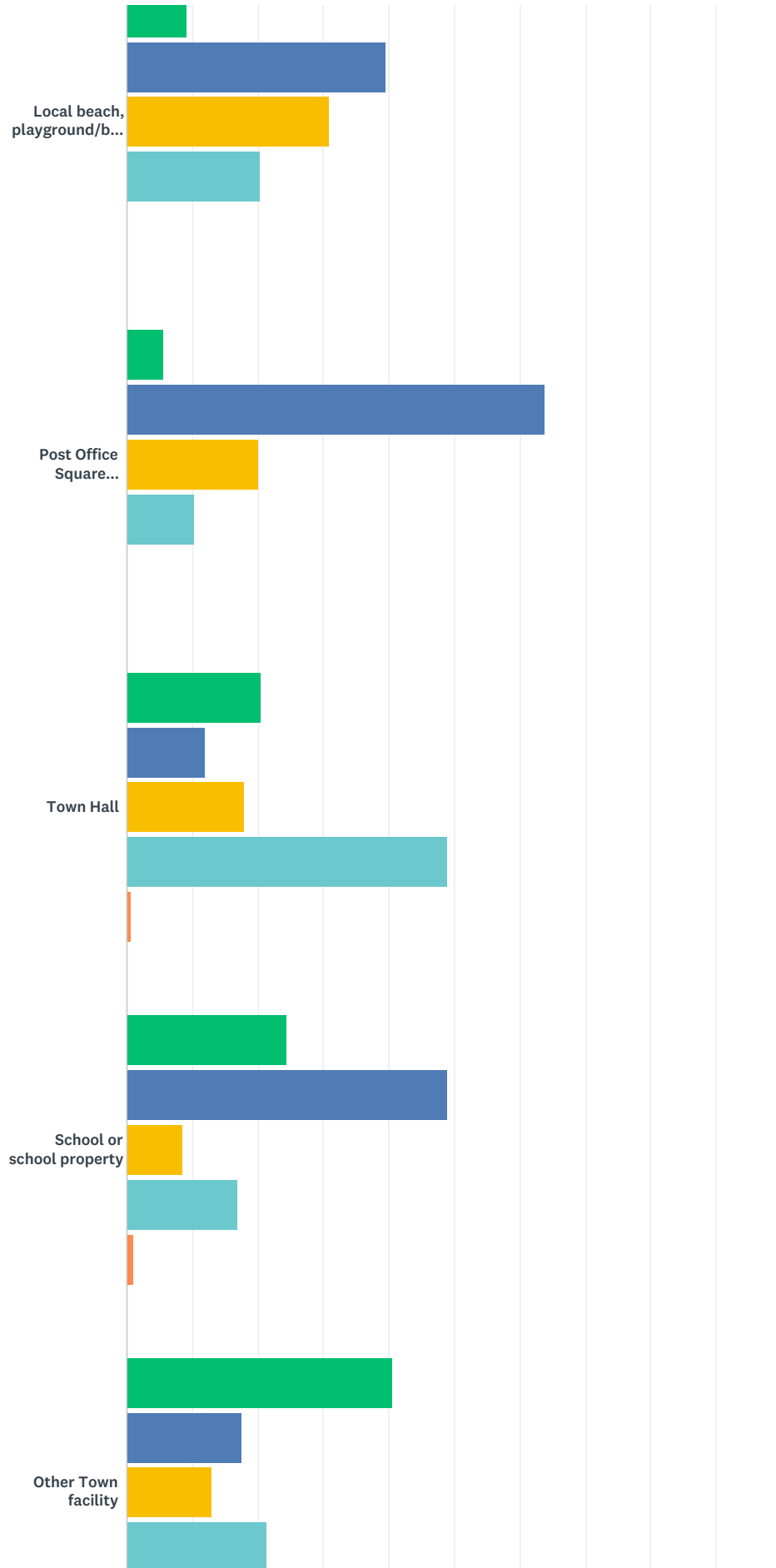
	NOT AT ALL SATISFIED	SOMEWHAT SATISFIED	VERY SATISFIED	NOT SURE/I DON'T KNOW	TOTAL	WEIGHTED AVERAGE
Grocery stores and farmer's markets	20.21% 133	53.80% 354	23.40% 154	2.58% 17	658	2.08
Universal design features in public buildings and streets (e.g., elevators, curb-cuts, ramps)	12.84% 84	41.74% 273	13.00% 85	32.42% 212	654	2.65
Health services and facilities	7.85% 51	30.00% 195	11.38% 74	50.77% 330	650	3.05
Social services, including those for seniors (65+) and people with disabilities (e.g., social, transportation, financial/housing assistance)	3.35% 22	17.53% 115	8.69% 57	70.43% 462	656	3.46
Places for social activities and community affiliations (e.g., recreation, religious or social organizations, community education)	6.41% 42	40.15% 263	35.57% 233	17.86% 117	655	2.65
Community health education (e.g., physical activity, nutrition, alcohol or drug prevention/treatment)	4.30% 28	26.27% 171	11.98% 78	57.45% 374	651	3.23

## Q26 Tell us how often you have visited the following destinations.

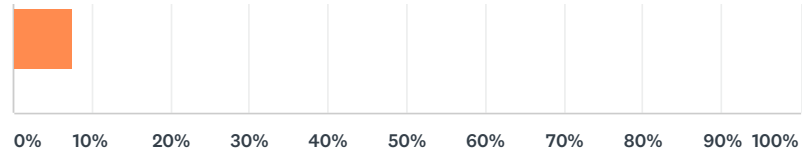
Answered: 659 Skipped: 181



## Imagine Sharon: Fall Survey



## Imagine Sharon: Fall Survey



■ No
 ■ Last week
 ■ Last month
 ■ Past Year
 ■ Didn't know existed

	NO	LAST WEEK	LAST MONTH	PAST YEAR	DIDN'T KNOW EXISTED	TOTAL
Local museum or historic building	52.05% 343	4.70% 31	5.92% 39	23.98% 158	13.35% 88	659
Community Center	28.07% 185	13.20% 87	15.17% 100	42.34% 279	1.21% 8	659
Library	15.63% 103	36.12% 238	21.40% 141	26.71% 176	0.15% 1	659
Cultural or arts program or event	35.96% 237	5.92% 39	13.05% 86	37.18% 245	7.89% 52	659
Local beach, playground/ball field, park, or trails	9.10% 60	39.61% 261	30.96% 204	20.33% 134	0.00% 0	659
Post Office Square (business or service)	5.61% 37	63.88% 421	20.18% 133	10.32% 68	0.00% 0	659
Town Hall	20.49% 135	11.84% 78	18.06% 119	49.01% 323	0.61% 4	659
School or school property	24.43% 161	49.01% 323	8.65% 57	16.84% 111	1.06% 7	659
Other Town facility	40.67% 268	17.60% 116	13.05% 86	21.24% 140	7.44% 49	659

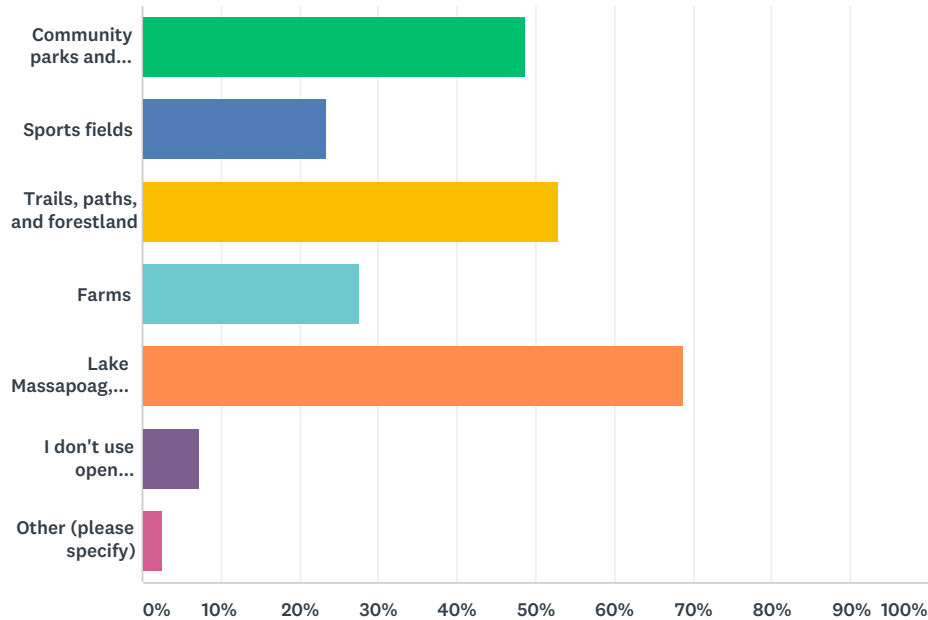


**Q27 What would you miss most here in Sharon if it was lost? Please give us one word.**

Answered: 646   Skipped: 194

## Q28 What types of open spaces in town do you use most often? (Select up to 3)

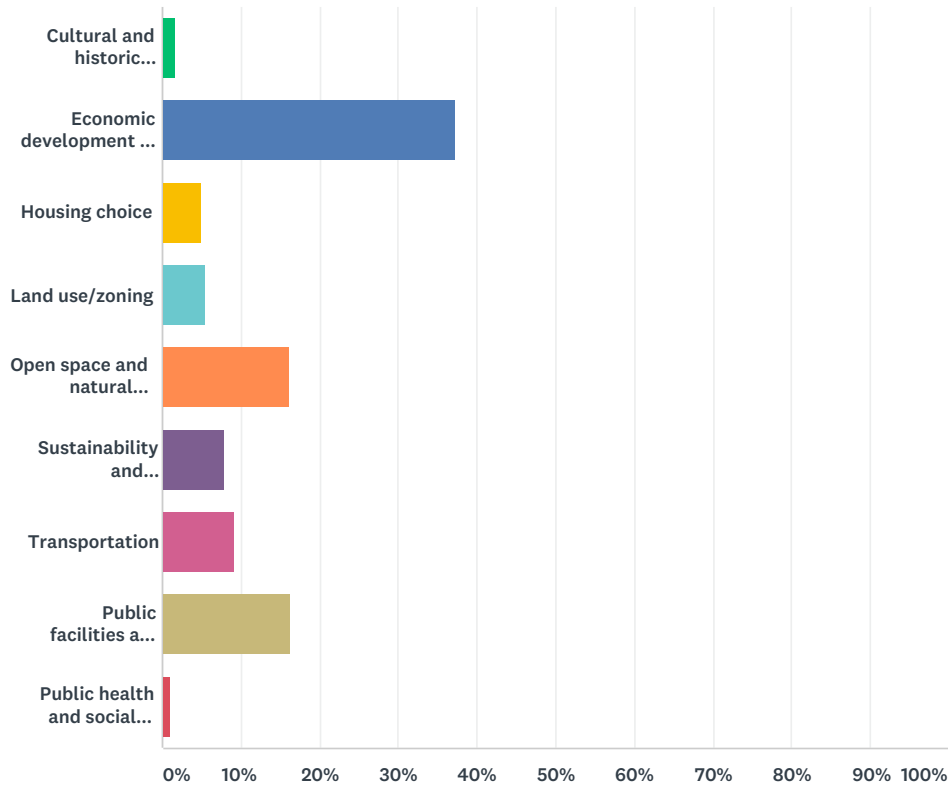
Answered: 646 Skipped: 194



ANSWER CHOICES	RESPONSES	
Community parks and playgrounds	48.76%	315
Sports fields	23.53%	152
Trails, paths, and forestland	52.94%	342
Farms	27.71%	179
Lake Massapoag, beaches, ponds, rivers, and streams	68.89%	445
I don't use open spaces/they are not a priority for me	7.28%	47
Other (please specify)	2.48%	16
Total Respondents: 646		

## Q29 What is your TOP plan priority for town improvement? (Select one)

Answered: 646 Skipped: 194



ANSWER CHOICES	RESPONSES	
Cultural and historic resources	1.70%	11
Economic development and local business base	37.15%	240
Housing choice	5.11%	33
Land use/zoning	5.42%	35
Open space and natural resources/recreation	16.10%	104
Sustainability and environmental initiatives	8.05%	52
Transportation	9.13%	59
Public facilities and infrastructure	16.25%	105
Public health and social services	1.08%	7
TOTAL		646

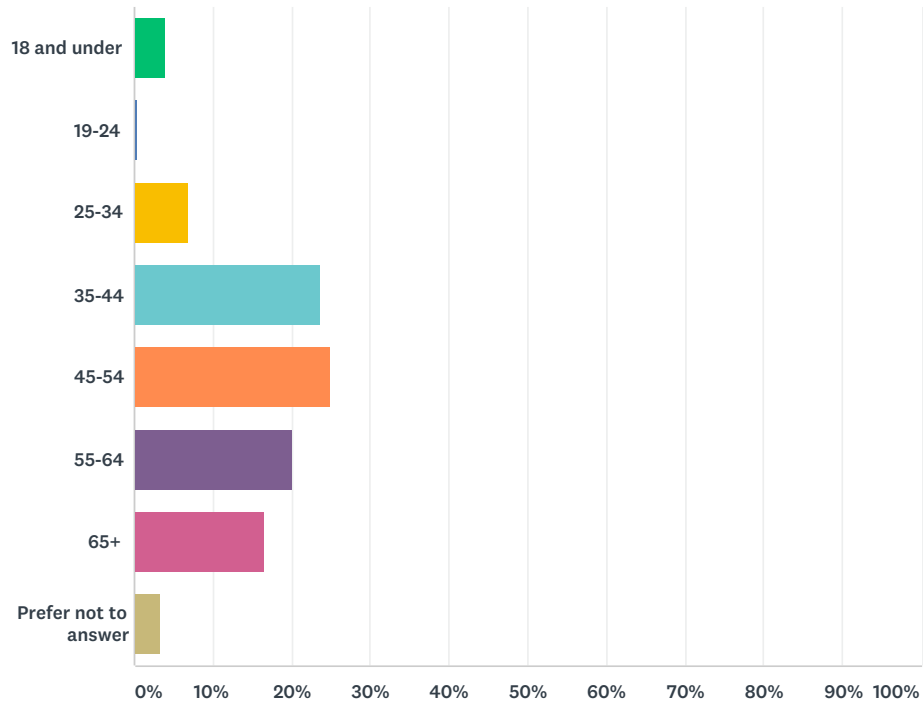
Q30 This Imagine Sharon Plan will include a community Vision Statement to guide the town's future. What three (3) words should be included? (These words represent big ideas that you think should be the focus of the Plan's vision such as education, open space, beautification, etc.)

Answered: 646 Skipped: 194

ANSWER CHOICES	RESPONSES	
Word 1	100.00%	646
Word 2	100.00%	646
Word 3	100.00%	646

## Q31 What is your age?

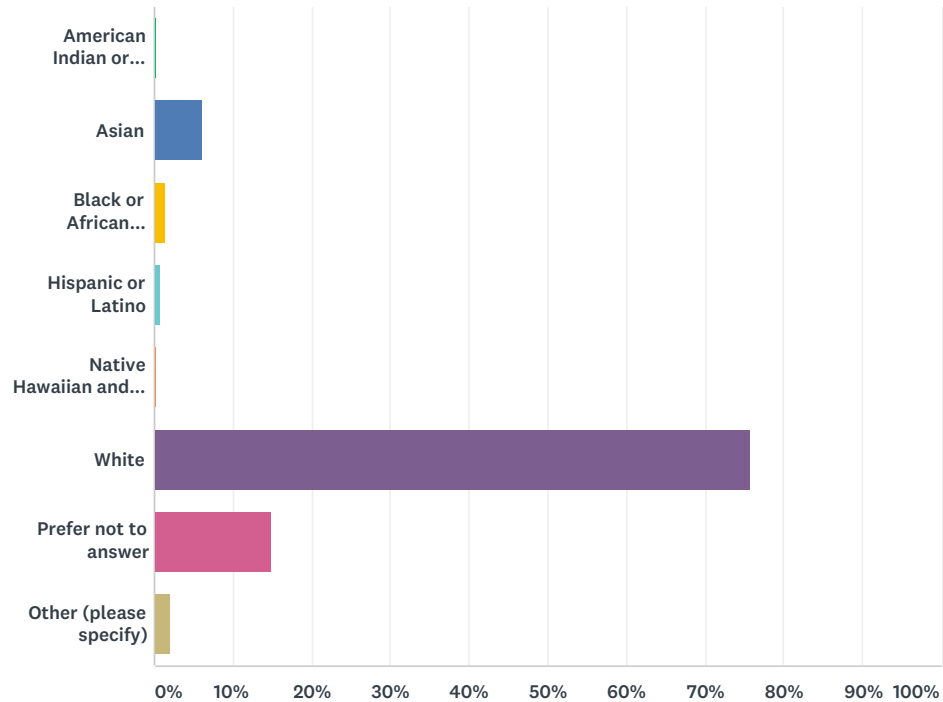
Answered: 645 Skipped: 195



ANSWER CHOICES	RESPONSES	
18 and under	4.03%	26
19-24	0.47%	3
25-34	6.98%	45
35-44	23.72%	153
45-54	24.81%	160
55-64	20.00%	129
65+	16.59%	107
Prefer not to answer	3.41%	22
TOTAL		645

## Q32 What is your race/ethnicity?

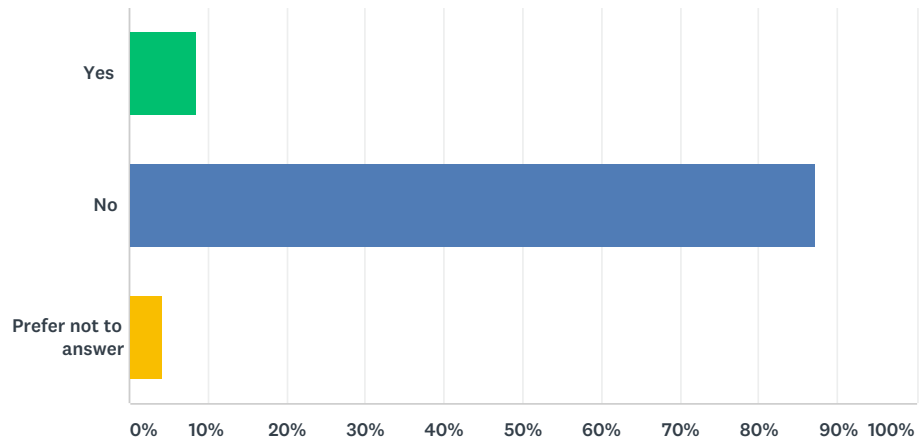
Answered: 645 Skipped: 195



ANSWER CHOICES	RESPONSES	
American Indian or Alaska Native	0.31%	2
Asian	6.05%	39
Black or African American	1.40%	9
Hispanic or Latino	0.93%	6
Native Hawaiian and other Pacific Islander	0.16%	1
White	75.81%	489
Prefer not to answer	14.88%	96
Other (please specify)	2.17%	14
Total Respondents: 645		

### Q33 Do you consider yourself or a member of your household to be a person with a disability?

Answered: 642 Skipped: 198

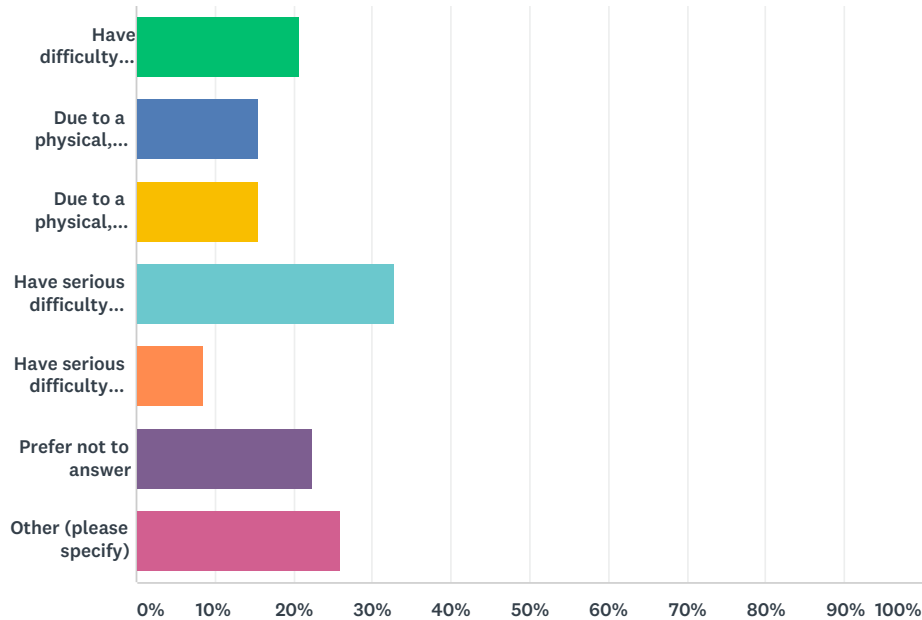


ANSWER CHOICES		RESPONSES	
Yes		8.57%	55
No		87.23%	560
Prefer not to answer		4.21%	27
TOTAL			642



### Q34 If yes, how would you best characterize the nature of your disability? (Select all that apply)

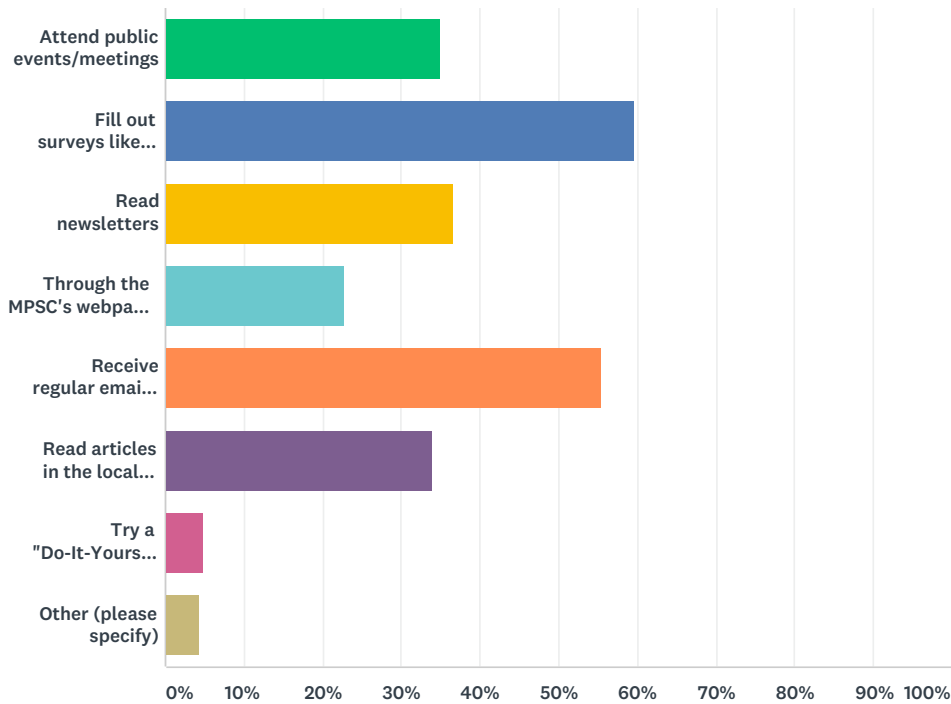
Answered: 58 Skipped: 782



ANSWER CHOICES	RESPONSES	
Have difficulty seeing or hearing	20.69%	12
Due to a physical, mental, or emotional condition, have difficulty doing errands alone, such as visiting the doctor or shopping	15.52%	9
Due to a physical, mental, or emotional condition, have difficulty concentrating, remembering, or making decisions	15.52%	9
Have serious difficulty walking or climbing stairs and/or require a wheelchair or other mobility aid	32.76%	19
Have serious difficulty dressing or bathing	8.62%	5
Prefer not to answer	22.41%	13
Other (please specify)	25.86%	15
Total Respondents: 58		

## Q35 How would you like to stay involved in the master planning process (Select all that apply)

Answered: 643 Skipped: 197



ANSWER CHOICES	RESPONSES	
Attend public events/meetings	34.99%	225
Fill out surveys like this one	59.72%	384
Read newsletters	36.55%	235
Through the MPSC's webpage on the Town website	22.71%	146
Receive regular email updates	55.52%	357
Read articles in the local newspaper	33.90%	218
Try a "Do-It-Yourself Meeting Kit" - have a small group meeting with family or friends at your convenience... we provide the materials!	4.82%	31
Other (please specify)	4.35%	28
Total Respondents: 643		

Q36 (Optional) Raffle with prizes from local businesses: Please add your email address here. Your email will not be linked to your survey questions and all survey source information stays with CivicMoxie and is not shared with anyone in the Town of Sharon or any other outside party.

Answered: 261   Skipped: 579

## **Imagine Sharon Fall Survey Results – Open Questions/Comments Attachment**

This attachment is to be viewed as an addition to the **Imagine Sharon Fall Survey Results** document. The only questions and responses included in this attachment are those that had open questions or space for comments. The responses have been included in-full.

## Q1 Please tell us three (3) words that you think best describe your Town of Sharon.

Answered: 840 Skipped: 0

ANSWER CHOICES	RESPONSES
Word 1	100.00% 840
Word 2	100.00% 840
Word 3	100.00% 840

#	WORD 1	DATE
1	Safe	10/27/2018 12:08 PM
2	Idyllic	10/22/2018 4:08 PM
3	diversity	10/22/2018 2:41 PM
4	Small	10/22/2018 1:07 PM
5	pretty	10/22/2018 11:51 AM
6	quaint	10/22/2018 11:35 AM
7	schools	10/22/2018 11:14 AM
8	Quiet	10/22/2018 11:11 AM
9	Conservative	10/22/2018 9:32 AM
10	Ecological	10/22/2018 8:41 AM
11	Good schools	10/22/2018 6:21 AM
12	safe	10/21/2018 10:42 PM
13	Home	10/20/2018 10:49 PM
14	peaceful	10/20/2018 7:45 PM
15	Nature	10/20/2018 6:16 PM
16	accepting	10/20/2018 2:01 PM
17	Beautiful	10/19/2018 10:40 PM
18	Best School district	10/19/2018 3:50 PM
19	peaceful	10/19/2018 11:10 AM
20	woody	10/19/2018 10:51 AM
21	small	10/19/2018 9:53 AM
22	Safe	10/19/2018 7:46 AM
23	Community	10/18/2018 8:35 PM
24	Quite	10/18/2018 2:33 PM
25	beautiful	10/18/2018 10:44 AM
26	Diverse	10/18/2018 9:54 AM
27	Quiet	10/18/2018 7:57 AM
28	Nice	10/17/2018 11:11 PM
29	Nature	10/17/2018 10:20 PM
30	beautiful	10/17/2018 7:55 PM
31	Good schools	10/17/2018 6:51 PM
32	friendly	10/17/2018 4:43 PM
33	Serene	10/17/2018 4:28 PM

## Imagine Sharon: Fall Survey

34	small	10/17/2018 3:44 PM
35	quiet	10/17/2018 3:33 PM
36	Educated	10/17/2018 3:11 PM
37	Neighborly	10/17/2018 2:56 PM
38	beautiful	10/17/2018 2:55 PM
39	Cooler & Warmer	10/17/2018 2:31 PM
40	Community	10/17/2018 2:29 PM
41	Quiet	10/17/2018 2:08 PM
42	diverse	10/17/2018 1:57 PM
43	Community	10/17/2018 1:51 PM
44	Friendly	10/17/2018 1:46 PM
45	Scenic	10/17/2018 1:41 PM
46	Beautiful	10/16/2018 1:45 PM
47	home	10/16/2018 1:05 PM
48	green	10/16/2018 11:20 AM
49	Scenic	10/16/2018 6:59 AM
50	natural	10/15/2018 9:18 PM
51	Lake	10/15/2018 5:59 PM
52	Safe	10/15/2018 5:22 PM
53	Nature	10/15/2018 3:29 PM
54	Quiet	10/15/2018 1:10 PM
55	Peaceful	10/15/2018 11:47 AM
56	community	10/15/2018 10:53 AM
57	quiet	10/15/2018 9:34 AM
58	friendly	10/14/2018 8:55 PM
59	Green	10/14/2018 12:27 PM
60	Quiet	10/14/2018 11:33 AM
61	lake	10/14/2018 10:36 AM
62	Pretty	10/14/2018 8:45 AM
63	Beautiful	10/13/2018 10:00 PM
64	Community	10/13/2018 8:52 PM
65	diverse	10/13/2018 8:37 PM
66	Suburban	10/13/2018 5:19 PM
67	Nimby	10/13/2018 5:01 PM
68	quiet	10/13/2018 3:48 PM
69	Pretty	10/13/2018 2:32 PM
70	quiet	10/13/2018 2:26 PM
71	Quiet	10/13/2018 12:57 PM
72	Academic	10/13/2018 12:27 PM
73	Family values	10/13/2018 11:18 AM
74	Woodsy	10/13/2018 11:14 AM
75	Open	10/13/2018 9:38 AM
76	Home	10/13/2018 9:36 AM
77	Diverse	10/13/2018 9:34 AM
78	peaceful	10/13/2018 9:13 AM

## Imagine Sharon: Fall Survey

79	High taxes	10/13/2018 9:03 AM
80	Community	10/13/2018 7:37 AM
81	Diverse	10/13/2018 6:23 AM
82	Inclusive	10/13/2018 5:32 AM
83	Beautiful	10/12/2018 9:26 PM
84	Family	10/12/2018 8:11 PM
85	Residential	10/12/2018 5:32 PM
86	green spaces	10/12/2018 4:42 PM
87	Community	10/12/2018 4:37 PM
88	Beautiful	10/12/2018 3:50 PM
89	Community	10/12/2018 3:47 PM
90	Picturesque	10/12/2018 3:12 PM
91	Diverse	10/12/2018 3:05 PM
92	Quiet	10/12/2018 1:54 PM
93	Natural	10/12/2018 1:34 PM
94	Charming	10/12/2018 12:59 PM
95	Exurbia	10/12/2018 12:42 PM
96	Open	10/12/2018 12:39 PM
97	Green	10/12/2018 12:36 PM
98	space	10/12/2018 12:10 PM
99	Townie	10/12/2018 11:04 AM
100	Beautiful	10/12/2018 10:45 AM
101	Professional	10/12/2018 10:37 AM
102	Beautiful	10/12/2018 9:04 AM
103	Gorgeous	10/12/2018 9:04 AM
104	Friendly	10/12/2018 9:03 AM
105	Safe	10/12/2018 8:45 AM
106	Open green space	10/12/2018 8:41 AM
107	Pretty	10/12/2018 8:30 AM
108	That people walk	10/12/2018 8:10 AM
109	High taxes	10/12/2018 7:59 AM
110	quiet	10/12/2018 7:29 AM
111	Diverse	10/11/2018 11:55 PM
112	Diverse	10/11/2018 11:54 PM
113	Safe	10/11/2018 10:11 PM
114	quiet	10/11/2018 7:35 PM
115	Diverse	10/11/2018 6:04 PM
116	accessible	10/11/2018 2:52 PM
117	community	10/11/2018 2:32 PM
118	Boring	10/11/2018 1:16 PM
119	Natural	10/10/2018 9:56 PM
120	Comfortable	10/10/2018 2:18 PM
121	quiet	10/9/2018 3:26 PM
122	quiet	10/9/2018 3:21 PM
123	Quiet	10/9/2018 2:33 PM



## Imagine Sharon: Fall Survey

124	Home	10/9/2018 11:07 AM
125	Busy	10/9/2018 9:20 AM
126	Inclusive	10/8/2018 10:59 PM
127	Scenic	10/8/2018 10:03 PM
128	Diverse	10/8/2018 9:41 PM
129	Overpopulated	10/8/2018 7:56 PM
130	friendly	10/8/2018 7:39 PM
131	friendly	10/8/2018 7:35 PM
132	Great	10/8/2018 6:00 PM
133	green	10/8/2018 5:51 PM
134	green	10/8/2018 5:49 PM
135	Residential	10/8/2018 5:36 PM
136	taxes	10/8/2018 10:14 AM
137	Green	10/8/2018 7:55 AM
138	quaint	10/7/2018 5:55 PM
139	taxes	10/7/2018 5:33 PM
140	expensive	10/7/2018 1:59 PM
141	Tax	10/7/2018 11:14 AM
142	trees	10/7/2018 12:16 AM
143	diverse	10/6/2018 11:35 PM
144	scenic	10/6/2018 8:43 PM
145	safe	10/6/2018 7:59 PM
146	diverse	10/6/2018 7:01 PM
147	Motivated	10/6/2018 4:12 PM
148	Diverse	10/6/2018 2:14 PM
149	Nice	10/6/2018 12:02 PM
150	Schools	10/6/2018 11:13 AM
151	Pretty	10/6/2018 10:46 AM
152	Quiet	10/6/2018 10:42 AM
153	Residential	10/6/2018 10:09 AM
154	Scenic	10/6/2018 8:01 AM
155	Quiet	10/6/2018 6:21 AM
156	Safe	10/6/2018 5:31 AM
157	Beautiful	10/5/2018 11:32 PM
158	Timeless	10/5/2018 7:30 PM
159	Home	10/5/2018 6:31 PM
160	beautiful	10/5/2018 4:18 PM
161	quiet	10/5/2018 2:46 PM
162	Diverse	10/5/2018 1:50 PM
163	Natural	10/5/2018 1:34 PM
164	Suburban	10/5/2018 11:12 AM
165	natural	10/5/2018 11:10 AM
166	Safe	10/5/2018 10:57 AM
167	quiet	10/5/2018 9:58 AM
168	Schools	10/5/2018 9:40 AM

## Imagine Sharon: Fall Survey

169	Residential	10/5/2018 8:11 AM
170	Rural	10/5/2018 8:02 AM
171	Wooded	10/5/2018 7:44 AM
172	Friendly	10/5/2018 7:01 AM
173	Overtaxed	10/5/2018 6:29 AM
174	educational	10/5/2018 5:27 AM
175	Well kept	10/5/2018 12:01 AM
176	Diverse	10/4/2018 11:54 PM
177	Schools	10/4/2018 11:16 PM
178	Diverse	10/4/2018 11:11 PM
179	Warm	10/4/2018 10:38 PM
180	Naturally beautiful	10/4/2018 9:49 PM
181	woods	10/4/2018 9:48 PM
182	Nature center	10/4/2018 9:20 PM
183	Educated	10/4/2018 8:54 PM
184	Diverse	10/4/2018 8:46 PM
185	wealthy	10/4/2018 8:19 PM
186	Religious tolerance	10/4/2018 8:12 PM
187	Home	10/4/2018 8:03 PM
188	Tolerant	10/4/2018 7:37 PM
189	Close-knit	10/4/2018 7:14 PM
190	Engaged community	10/4/2018 6:47 PM
191	Safe	10/4/2018 6:44 PM
192	small town	10/4/2018 6:18 PM
193	Natural	10/4/2018 5:34 PM
194	home	10/4/2018 5:13 PM
195	Diverse	10/4/2018 5:04 PM
196	no businesses	10/4/2018 5:03 PM
197	quiet	10/4/2018 4:24 PM
198	Diverse	10/4/2018 4:13 PM
199	Beautiful	10/4/2018 3:49 PM
200	Friendly	10/4/2018 3:41 PM
201	Intimate	10/4/2018 3:34 PM
202	Home-y	10/4/2018 2:45 PM
203	Quiet	10/4/2018 2:14 PM
204	community	10/4/2018 2:00 PM
205	Natural	10/4/2018 1:45 PM
206	Professional	10/4/2018 1:13 PM
207	Intimate	10/4/2018 12:59 PM
208	suburban	10/4/2018 12:59 PM
209	community	10/4/2018 12:49 PM
210	quiet town	10/4/2018 12:45 PM
211	Family	10/4/2018 12:34 PM
212	Country	10/4/2018 12:33 PM
213	Safe	10/4/2018 12:28 PM

## Imagine Sharon: Fall Survey

214	Expensive	10/4/2018 12:13 PM
215	Safe	10/4/2018 11:52 AM
216	diverse	10/4/2018 11:50 AM
217	Community	10/4/2018 11:35 AM
218	small	10/4/2018 11:00 AM
219	Taxes	10/4/2018 10:50 AM
220	Family Oriented	10/4/2018 10:47 AM
221	safe	10/4/2018 10:44 AM
222	community	10/4/2018 10:43 AM
223	High taxes	10/4/2018 10:43 AM
224	quaint	10/4/2018 10:39 AM
225	small	10/4/2018 10:37 AM
226	Safe	10/4/2018 10:34 AM
227	Diverse	10/4/2018 10:31 AM
228	Peaceful	10/4/2018 9:50 AM
229	quiet	10/4/2018 9:49 AM
230	Small	10/4/2018 9:46 AM
231	diverse	10/4/2018 9:35 AM
232	Quiet	10/4/2018 9:29 AM
233	Green	10/4/2018 9:27 AM
234	Serene	10/4/2018 9:13 AM
235	Beautiful	10/4/2018 9:13 AM
236	green	10/4/2018 9:09 AM
237	Education	10/4/2018 8:38 AM
238	Acccesible	10/4/2018 8:22 AM
239	Diverse	10/4/2018 8:18 AM
240	Well-educated	10/4/2018 8:10 AM
241	Beauty	10/4/2018 8:05 AM
242	Inclusive	10/4/2018 8:03 AM
243	Welcoming	10/4/2018 7:53 AM
244	safe	10/4/2018 7:51 AM
245	Nature	10/4/2018 7:44 AM
246	Community	10/4/2018 7:44 AM
247	family friendly	10/4/2018 7:24 AM
248	quiet	10/4/2018 7:23 AM
249	Safe	10/4/2018 7:21 AM
250	Location	10/4/2018 7:13 AM
251	Beautiful	10/4/2018 7:05 AM
252	Diverse	10/4/2018 7:00 AM
253	welcoming	10/4/2018 6:59 AM
254	Clean Air	10/4/2018 6:20 AM
255	Diverse	10/4/2018 5:44 AM
256	Low-key	10/4/2018 5:36 AM
257	Beautiful	10/4/2018 4:18 AM
258	Diverse	10/4/2018 3:46 AM

## Imagine Sharon: Fall Survey

259	Residential	10/4/2018 1:17 AM
260	Friendly	10/4/2018 12:27 AM
261	residential	10/3/2018 11:49 PM
262	Community	10/3/2018 11:37 PM
263	Beautiful	10/3/2018 11:34 PM
264	Peaceful	10/3/2018 11:20 PM
265	Quiet	10/3/2018 11:11 PM
266	Community	10/3/2018 11:02 PM
267	Quiet	10/3/2018 10:56 PM
268	Quiet	10/3/2018 10:48 PM
269	Location	10/3/2018 10:42 PM
270	Regressive	10/3/2018 10:41 PM
271	Beautiful	10/3/2018 10:30 PM
272	Beautiful	10/3/2018 10:28 PM
273	Safe	10/3/2018 10:26 PM
274	Diverse	10/3/2018 10:15 PM
275	nice	10/3/2018 9:54 PM
276	safe	10/3/2018 9:52 PM
277	Quiet	10/3/2018 9:51 PM
278	Beautiful	10/3/2018 9:51 PM
279	Family	10/3/2018 9:51 PM
280	livable	10/3/2018 9:44 PM
281	suburban	10/3/2018 9:43 PM
282	quiet	10/3/2018 9:38 PM
283	Ethnically diverse	10/3/2018 9:37 PM
284	Bedroom community	10/3/2018 9:26 PM
285	Beautiful	10/3/2018 9:22 PM
286	Crimeless	10/3/2018 9:19 PM
287	Schools	10/3/2018 9:19 PM
288	High in taxes	10/3/2018 9:15 PM
289	Schools	10/3/2018 9:15 PM
290	beautiful	10/3/2018 9:12 PM
291	Pretty	10/3/2018 9:12 PM
292	Nature	10/3/2018 9:11 PM
293	Quiet	10/3/2018 9:07 PM
294	peaceful	10/3/2018 9:01 PM
295	Fresh air	10/3/2018 8:58 PM
296	Taxes	10/3/2018 8:55 PM
297	woods	10/3/2018 8:54 PM
298	diverse	10/3/2018 8:53 PM
299	community	10/3/2018 8:51 PM
300	community	10/3/2018 8:44 PM
301	Beautiful	10/3/2018 8:43 PM
302	Community	10/3/2018 8:43 PM
303	Safe	10/3/2018 8:40 PM

## Imagine Sharon: Fall Survey

304	Friendly	10/3/2018 8:40 PM
305	Taxes	10/3/2018 8:38 PM
306	Diverse	10/3/2018 8:38 PM
307	beautiful	10/3/2018 8:38 PM
308	Schools	10/3/2018 8:33 PM
309	Safe	10/3/2018 8:29 PM
310	expensive	10/3/2018 8:29 PM
311	Community	10/3/2018 8:28 PM
312	Quiet	10/3/2018 8:26 PM
313	Beautiful	10/3/2018 8:24 PM
314	Quiet	10/3/2018 8:13 PM
315	beauty	10/3/2018 8:11 PM
316	Green	10/3/2018 8:00 PM
317	Beautiful	10/3/2018 8:00 PM
318	Pleasant	10/3/2018 7:58 PM
319	Expensive	10/3/2018 7:57 PM
320	welcoming	10/3/2018 7:55 PM
321	Quiet	10/3/2018 7:55 PM
322	Friendly	10/3/2018 7:41 PM
323	Convenient	10/3/2018 7:38 PM
324	Open minded	10/3/2018 7:27 PM
325	Community	10/3/2018 7:23 PM
326	Diverse	10/3/2018 7:19 PM
327	Small	10/3/2018 7:16 PM
328	Safe	10/3/2018 7:12 PM
329	taxes	10/3/2018 7:09 PM
330	Safe	10/3/2018 7:08 PM
331	Suburban	10/3/2018 7:06 PM
332	Diverse	10/3/2018 7:06 PM
333	Family oriented	10/3/2018 7:03 PM
334	Quiet	10/3/2018 7:01 PM
335	Family Friendly	10/3/2018 6:55 PM
336	Trees	10/3/2018 6:51 PM
337	Trees	10/3/2018 6:46 PM
338	safe	10/3/2018 6:45 PM
339	Upper middle class	10/3/2018 6:43 PM
340	Beautiful	10/3/2018 6:42 PM
341	calm	10/3/2018 6:41 PM
342	smart	10/3/2018 6:40 PM
343	Peaceful	10/3/2018 6:39 PM
344	Boring	10/3/2018 6:35 PM
345	Beautiful	10/3/2018 6:35 PM
346	Educated	10/3/2018 6:35 PM
347	Diverse	10/3/2018 6:28 PM
348	Entitled	10/3/2018 6:26 PM

## Imagine Sharon: Fall Survey

349	quiet	10/3/2018 6:25 PM
350	Nature	10/3/2018 6:24 PM
351	Safe	10/3/2018 5:56 PM
352	Family oriented	10/3/2018 5:53 PM
353	Safe	10/3/2018 5:42 PM
354	Beautiful	10/3/2018 5:42 PM
355	Hi	10/3/2018 5:31 PM
356	Natural	10/3/2018 5:29 PM
357	Boring	10/3/2018 5:28 PM
358	Family	10/3/2018 5:26 PM
359	trees	10/3/2018 5:21 PM
360	Quiet	10/3/2018 5:18 PM
361	quiet	10/3/2018 5:16 PM
362	Attractive	10/3/2018 5:11 PM
363	Diverse	10/3/2018 5:08 PM
364	Clean	10/3/2018 5:06 PM
365	Parochial	10/3/2018 5:04 PM
366	Nature	10/3/2018 5:01 PM
367	Taxes	10/3/2018 5:01 PM
368	expensive	10/3/2018 4:54 PM
369	excellent schools	10/3/2018 4:51 PM
370	diversified	10/3/2018 4:48 PM
371	Inclusive	10/3/2018 4:47 PM
372	Convenient	10/3/2018 4:44 PM
373	Diverse	10/3/2018 4:40 PM
374	green	10/3/2018 4:36 PM
375	Community	10/3/2018 4:32 PM
376	schools	10/3/2018 4:25 PM
377	Beautiful	10/3/2018 3:58 PM
378	Beautiful	10/3/2018 3:51 PM
379	Diverse	10/3/2018 3:46 PM
380	Beautiful	10/3/2018 3:45 PM
381	Beautiful	10/3/2018 3:26 PM
382	bucolic	10/3/2018 3:21 PM
383	Nature	10/3/2018 3:20 PM
384	Green	10/3/2018 3:16 PM
385	Natural	10/3/2018 3:10 PM
386	Locality	10/3/2018 3:06 PM
387	Quiet	10/3/2018 3:05 PM
388	Quiet	10/3/2018 3:04 PM
389	small	10/3/2018 2:48 PM
390	Diverse	10/3/2018 2:46 PM
391	Jewish	10/3/2018 2:42 PM
392	diverse	10/3/2018 2:42 PM
393	families	10/3/2018 2:38 PM

## Imagine Sharon: Fall Survey

394	pretty	10/3/2018 2:37 PM
395	expensive	10/3/2018 2:36 PM
396	Beautiful	10/3/2018 2:35 PM
397	Clean	10/3/2018 2:34 PM
398	Clean	10/3/2018 2:34 PM
399	Open spaces	10/3/2018 2:33 PM
400	Welcoming	10/3/2018 2:32 PM
401	safe	10/3/2018 12:43 PM
402	rural	10/3/2018 11:24 AM
403	Diverse	10/3/2018 9:07 AM
404	Quiet	10/3/2018 9:06 AM
405	green	10/3/2018 8:56 AM
406	Safe	10/3/2018 8:01 AM
407	Family	10/3/2018 7:44 AM
408	Live and let live	10/3/2018 6:34 AM
409	beautiful	10/3/2018 5:56 AM
410	Conservation land	10/2/2018 8:46 PM
411	Home	10/2/2018 7:48 PM
412	kind-hearted	10/2/2018 4:52 PM
413	Residential	10/2/2018 3:50 PM
414	Scenic	10/2/2018 3:41 PM
415	Suburban	10/2/2018 3:15 PM
416	good schools	10/2/2018 12:57 PM
417	Bubble	10/1/2018 9:10 PM
418	diverse	10/1/2018 9:05 PM
419	Diverse	10/1/2018 7:04 PM
420	Diverse	10/1/2018 5:32 PM
421	Community	10/1/2018 5:17 PM
422	calm	10/1/2018 3:02 PM
423	Green	10/1/2018 2:31 PM
424	religious	10/1/2018 2:31 PM
425	Open	10/1/2018 2:08 PM
426	quiet	10/1/2018 1:54 PM
427	Safe	10/1/2018 1:14 PM
428	beautiful	10/1/2018 12:49 PM
429	safe	10/1/2018 11:26 AM
430	trees	10/1/2018 11:12 AM
431	Scenic	10/1/2018 10:42 AM
432	Quiet	10/1/2018 10:14 AM
433	beautiful	10/1/2018 9:45 AM
434	yes	10/1/2018 9:28 AM
435	progressive	10/1/2018 9:04 AM
436	Rural	10/1/2018 8:39 AM
437	Quaint	10/1/2018 8:13 AM
438	Inclusive	10/1/2018 7:56 AM

## Imagine Sharon: Fall Survey

439	educated	10/1/2018 7:55 AM
440	beautiiful	10/1/2018 7:51 AM
441	Small	10/1/2018 6:54 AM
442	nature	10/1/2018 6:53 AM
443	boring	10/1/2018 6:05 AM
444	educational	9/30/2018 11:40 PM
445	safe	9/30/2018 11:30 PM
446	Community	9/30/2018 11:22 PM
447	Remote	9/30/2018 11:07 PM
448	Smart	9/30/2018 11:01 PM
449	Diverse	9/30/2018 10:35 PM
450	Diverse	9/30/2018 10:27 PM
451	Safe	9/30/2018 10:19 PM
452	Diverse	9/30/2018 10:18 PM
453	community	9/30/2018 10:17 PM
454	Diverse	9/30/2018 10:07 PM
455	Small	9/30/2018 9:57 PM
456	Close-knit	9/30/2018 9:56 PM
457	vibrant	9/30/2018 9:55 PM
458	Small	9/30/2018 9:46 PM
459	Growing	9/30/2018 9:45 PM
460	Diverse	9/30/2018 9:40 PM
461	Location	9/30/2018 9:28 PM
462	small	9/30/2018 9:28 PM
463	Welcoming	9/30/2018 9:26 PM
464	competitive	9/30/2018 9:26 PM
465	Welcoming	9/30/2018 9:26 PM
466	Diverse	9/30/2018 9:22 PM
467	Peaceful	9/30/2018 9:20 PM
468	Diverse	9/30/2018 9:13 PM
469	Diversity	9/30/2018 9:12 PM
470	diverse	9/30/2018 9:12 PM
471	Unique	9/30/2018 9:11 PM
472	Progressive	9/30/2018 8:59 PM
473	Small	9/30/2018 8:59 PM
474	Diverse	9/30/2018 8:58 PM
475	Education	9/30/2018 8:51 PM
476	Diverse	9/30/2018 8:45 PM
477	Boring	9/30/2018 8:40 PM
478	Diverse	9/30/2018 8:33 PM
479	Green	9/30/2018 8:32 PM
480	diverse	9/30/2018 8:31 PM
481	Accepting	9/30/2018 8:29 PM
482	Diverse	9/30/2018 8:26 PM
483	Safe	9/30/2018 8:25 PM



## Imagine Sharon: Fall Survey

484	Pollination	9/30/2018 8:23 PM
485	Diverse	9/30/2018 8:23 PM
486	Diverse	9/30/2018 8:20 PM
487	Natural	9/30/2018 8:20 PM
488	Quite	9/30/2018 8:18 PM
489	Competitive	9/30/2018 8:15 PM
490	Quaint	9/30/2018 8:14 PM
491	Quiet	9/30/2018 8:13 PM
492	Quant	9/30/2018 8:12 PM
493	Educated	9/30/2018 8:12 PM
494	progressive	9/30/2018 8:12 PM
495	Diverse	9/30/2018 8:11 PM
496	Diverse	9/30/2018 8:10 PM
497	local	9/30/2018 8:09 PM
498	Diverse	9/30/2018 12:15 PM
499	Scenic	9/30/2018 11:45 AM
500	Homely	9/30/2018 11:04 AM
501	overtaxed	9/30/2018 10:02 AM
502	Beautiful	9/30/2018 9:08 AM
503	Quiet	9/30/2018 7:13 AM
504	Affluent	9/30/2018 12:04 AM
505	Nature	9/29/2018 8:35 PM
506	diversity	9/29/2018 8:16 PM
507	Small	9/29/2018 8:10 PM
508	Quiet	9/29/2018 3:38 PM
509	education	9/29/2018 1:58 PM
510	Family	9/29/2018 1:41 PM
511	Nature	9/29/2018 1:01 PM
512	Diverse	9/29/2018 12:59 PM
513	natural	9/29/2018 11:47 AM
514	Safe	9/29/2018 10:12 AM
515	Diverse	9/29/2018 10:00 AM
516	Green	9/29/2018 10:00 AM
517	Excellent education	9/29/2018 9:50 AM
518	Greenery	9/28/2018 9:59 AM
519	Quiet	9/27/2018 10:03 PM
520	Family	9/27/2018 9:53 PM
521	peaceful	9/27/2018 9:39 PM
522	s	9/27/2018 8:35 PM
523	diverse	9/27/2018 8:15 PM
524	Friendly	9/27/2018 8:06 PM
525	small	9/27/2018 3:50 PM
526	Quiet	9/27/2018 12:31 PM
527	Nature	9/27/2018 10:07 AM
528	Suburban	9/27/2018 8:08 AM

## Imagine Sharon: Fall Survey

529	Beautiful	9/27/2018 6:37 AM
530	Community	9/26/2018 11:09 PM
531	Expensive	9/26/2018 10:54 PM
532	beautiful	9/26/2018 10:22 PM
533	Safe	9/26/2018 9:39 PM
534	Overtaxed	9/26/2018 9:37 PM
535	education	9/26/2018 6:01 PM
536	suburban	9/26/2018 5:12 PM
537	Residential	9/26/2018 3:32 PM
538	bucolic	9/26/2018 2:46 PM
539	Quiet	9/26/2018 1:29 PM
540	friendly	9/26/2018 1:04 PM
541	quiet	9/26/2018 12:38 PM
542	Diverse	9/26/2018 12:35 PM
543	Relaxed	9/26/2018 12:28 PM
544	lake	9/26/2018 12:19 PM
545	Peaceful	9/26/2018 12:13 PM
546	diverse	9/26/2018 11:45 AM
547	diverse	9/26/2018 11:35 AM
548	diverse	9/26/2018 11:29 AM
549	Scenic	9/26/2018 9:09 AM
550	wooded	9/26/2018 9:08 AM
551	Friendly	9/26/2018 8:09 AM
552	natural	9/26/2018 7:22 AM
553	friendly	9/25/2018 11:28 PM
554	Safe	9/25/2018 9:50 PM
555	small-town feel	9/25/2018 9:39 PM
556	Quiet	9/25/2018 9:26 PM
557	Green	9/25/2018 8:45 PM
558	Rural	9/25/2018 8:35 PM
559	verdant	9/25/2018 8:23 PM
560	bucolic	9/25/2018 8:19 PM
561	Beautiful	9/25/2018 7:19 PM
562	small	9/25/2018 6:03 PM
563	Beautiful	9/25/2018 4:18 PM
564	Beautiful	9/25/2018 4:16 PM
565	diverse	9/25/2018 3:01 PM
566	Educated	9/25/2018 2:52 PM
567	Diverse	9/25/2018 2:23 PM
568	beautiful	9/25/2018 1:44 PM
569	Historic	9/25/2018 1:05 PM
570	small	9/25/2018 12:37 PM
571	diverse	9/25/2018 11:42 AM
572	Beautiful	9/25/2018 11:17 AM
573	Safe	9/25/2018 10:56 AM

## Imagine Sharon: Fall Survey

574	Boutique Rural	9/25/2018 10:50 AM
575	warm	9/25/2018 10:48 AM
576	diverse	9/25/2018 10:34 AM
577	friendly	9/25/2018 9:36 AM
578	Friendly	9/25/2018 9:35 AM
579	Green	9/25/2018 9:28 AM
580	Safe	9/25/2018 9:23 AM
581	Community	9/25/2018 9:00 AM
582	Friendly	9/25/2018 8:54 AM
583	Community	9/25/2018 7:32 AM
584	Lush	9/24/2018 11:15 PM
585	Schools	9/24/2018 9:17 PM
586	open	9/24/2018 9:14 PM
587	Diverse	9/24/2018 6:46 PM
588	Diversified	9/24/2018 4:33 PM
589	Accepting	9/24/2018 4:16 PM
590	Behind	9/24/2018 3:56 PM
591	quite	9/24/2018 11:55 AM
592	diverse	9/24/2018 11:48 AM
593	cute	9/24/2018 11:25 AM
594	Green	9/24/2018 11:08 AM
595	Beautiful	9/24/2018 10:24 AM
596	Beautiful	9/24/2018 10:17 AM
597	Scenic	9/24/2018 10:02 AM
598	Pictureous	9/24/2018 9:50 AM
599	schools	9/24/2018 9:42 AM
600	Nature	9/24/2018 8:34 AM
601	Leafy	9/24/2018 8:18 AM
602	diverse	9/24/2018 8:01 AM
603	Beautiful	9/24/2018 7:56 AM
604	Boring	9/24/2018 7:49 AM
605	Schools	9/23/2018 10:53 PM
606	Clean	9/23/2018 10:40 PM
607	Safe	9/23/2018 10:21 PM
608	Diverse	9/23/2018 9:44 PM
609	Affluent	9/23/2018 9:19 PM
610	Sylvan	9/23/2018 8:34 PM
611	Small	9/23/2018 8:02 PM
612	Unaffordable	9/23/2018 7:50 PM
613	Schools	9/23/2018 6:39 PM
614	nature	9/23/2018 5:58 PM
615	Suburban	9/23/2018 5:25 PM
616	education	9/23/2018 3:50 PM
617	rural feeling	9/23/2018 3:25 PM
618	Community	9/23/2018 3:02 PM

## Imagine Sharon: Fall Survey

619	diverse	9/23/2018 2:59 PM
620	expensive	9/23/2018 1:57 PM
621	inclusive	9/23/2018 1:49 PM
622	Community	9/23/2018 1:12 PM
623	diverse	9/23/2018 12:49 PM
624	Quiet	9/23/2018 12:48 PM
625	Nature	9/23/2018 12:30 PM
626	Home	9/23/2018 12:26 PM
627	Rich	9/23/2018 12:04 PM
628	Pleasant	9/23/2018 12:00 PM
629	Diversity	9/23/2018 11:45 AM
630	Education	9/23/2018 11:33 AM
631	A	9/23/2018 11:29 AM
632	Beautiful	9/23/2018 11:21 AM
633	changing	9/23/2018 11:16 AM
634	closed off	9/23/2018 10:44 AM
635	change resistant	9/23/2018 10:32 AM
636	Diverse	9/23/2018 10:24 AM
637	Safe	9/23/2018 10:11 AM
638	Diverse	9/23/2018 10:08 AM
639	Quiet	9/23/2018 10:03 AM
640	diverse	9/23/2018 9:39 AM
641	Lake	9/23/2018 9:35 AM
642	Family	9/23/2018 9:27 AM
643	Picturesque	9/23/2018 9:25 AM
644	Family	9/23/2018 9:20 AM
645	Diverse	9/23/2018 9:18 AM
646	Affluent	9/23/2018 9:14 AM
647	small	9/23/2018 8:54 AM
648	Diverse	9/23/2018 8:49 AM
649	Diverse	9/23/2018 8:48 AM
650	Nature	9/23/2018 8:43 AM
651	natural	9/23/2018 8:39 AM
652	Insular	9/23/2018 8:37 AM
653	Archaic	9/23/2018 8:31 AM
654	Safe	9/23/2018 8:28 AM
655	Rich	9/23/2018 8:14 AM
656	Diverse	9/23/2018 7:57 AM
657	Community-centered	9/23/2018 7:51 AM
658	Nature	9/23/2018 7:37 AM
659	Expensive	9/23/2018 7:35 AM
660	Diverse	9/23/2018 7:15 AM
661	Beautiful	9/23/2018 7:09 AM
662	welcoming	9/23/2018 7:00 AM
663	Diverse	9/23/2018 7:00 AM

## Imagine Sharon: Fall Survey

664	Safe	9/23/2018 6:35 AM
665	safe	9/23/2018 6:22 AM
666	Educate	9/23/2018 6:18 AM
667	Historic	9/23/2018 4:51 AM
668	Quiet	9/23/2018 2:00 AM
669	Small	9/23/2018 12:59 AM
670	Nature	9/23/2018 12:58 AM
671	Schools	9/22/2018 8:15 PM
672	Green	9/22/2018 2:01 PM
673	Friendly	9/21/2018 8:59 PM
674	Diverse	9/21/2018 7:31 PM
675	peaceful	9/21/2018 4:54 PM
676	Quiet	9/20/2018 9:23 PM
677	diverse	9/20/2018 6:59 PM
678	Community	9/20/2018 3:26 PM
679	Pretty	9/20/2018 12:59 PM
680	Small	9/19/2018 7:26 PM
681	Small	9/19/2018 7:25 PM
682	Safe	9/19/2018 4:31 PM
683	Safe	9/19/2018 4:26 PM
684	pretty	9/19/2018 3:47 PM
685	Peaceful	9/19/2018 11:55 AM
686	Diverse	9/18/2018 9:34 PM
687	Home	9/18/2018 8:34 PM
688	Tight-knit	9/18/2018 7:44 PM
689	Diverse	9/18/2018 7:33 PM
690	Diversity	9/18/2018 7:29 PM
691	Woodsy	9/18/2018 7:01 PM
692	Jewish	9/18/2018 6:35 PM
693	Econ development	9/18/2018 6:31 PM
694	Community	9/18/2018 5:19 PM
695	Scenic	9/18/2018 3:48 PM
696	Diverse	9/18/2018 3:21 PM
697	Community	9/18/2018 1:56 PM
698	Diverse	9/18/2018 1:05 PM
699	Schools	9/18/2018 12:32 PM
700	Expensive	9/18/2018 11:26 AM
701	elitist	9/18/2018 11:10 AM
702	Rural	9/18/2018 9:19 AM
703	small	9/18/2018 8:32 AM
704	schools	9/17/2018 9:35 PM
705	tolerant	9/17/2018 9:02 PM
706	Green	9/17/2018 9:00 PM
707	Quiet	9/17/2018 4:55 PM
708	overdeveloped	9/17/2018 4:09 PM

## Imagine Sharon: Fall Survey

709	Safe	9/17/2018 12:34 PM
710	Nature	9/17/2018 11:49 AM
711	Great school	9/17/2018 11:44 AM
712	Diverse	9/17/2018 11:19 AM
713	Quiet	9/17/2018 11:11 AM
714	safe	9/17/2018 8:51 AM
715	Community	9/17/2018 7:51 AM
716	small	9/17/2018 7:41 AM
717	Community	9/16/2018 9:34 PM
718	Safe	9/16/2018 9:17 PM
719	Close knit	9/16/2018 8:00 PM
720	friendly	9/16/2018 7:24 PM
721	diverse	9/16/2018 3:45 PM
722	Inefficient	9/16/2018 3:08 PM
723	picturesque	9/16/2018 2:21 PM
724	Beautiful	9/16/2018 12:58 PM
725	safe	9/16/2018 11:17 AM
726	Quiet	9/16/2018 7:19 AM
727	Scenic	9/16/2018 6:59 AM
728	Pretty	9/15/2018 10:23 PM
729	Sense of Community	9/15/2018 8:18 PM
730	Lovely	9/15/2018 8:10 PM
731	Dingy	9/15/2018 7:51 PM
732	Dingy	9/15/2018 7:45 PM
733	Diverse	9/15/2018 6:39 PM
734	Diverse	9/15/2018 4:06 PM
735	small	9/15/2018 3:30 PM
736	Diverse	9/15/2018 3:15 PM
737	Safe	9/15/2018 10:36 AM
738	Educated	9/15/2018 10:20 AM
739	Connected	9/15/2018 9:46 AM
740	Diverse	9/15/2018 9:21 AM
741	friendly	9/15/2018 8:50 AM
742	Schools	9/15/2018 7:27 AM
743	Diverse	9/15/2018 7:18 AM
744	Beautiful	9/14/2018 10:50 PM
745	Highly residential	9/14/2018 10:42 PM
746	diverse	9/14/2018 10:24 PM
747	quiet	9/14/2018 10:13 PM
748	Progressive	9/14/2018 9:47 PM
749	Dated	9/14/2018 8:48 PM
750	inclusive	9/14/2018 8:16 PM
751	Progressive	9/14/2018 7:49 PM
752	Scenic	9/14/2018 6:54 PM
753	Serene	9/14/2018 5:49 PM

## Imagine Sharon: Fall Survey

754	Friendly	9/14/2018 5:34 PM
755	mismanagement	9/14/2018 5:33 PM
756	Community	9/14/2018 5:14 PM
757	Beautiful	9/14/2018 3:47 PM
758	Beautiful	9/14/2018 3:43 PM
759	Relaxed	9/14/2018 3:24 PM
760	Schools	9/14/2018 2:17 PM
761	Beautiful	9/14/2018 2:07 PM
762	Community	9/14/2018 2:05 PM
763	Green	9/14/2018 1:49 PM
764	Diverse	9/14/2018 1:27 PM
765	Nature	9/14/2018 1:07 PM
766	open space	9/14/2018 1:04 PM
767	Diverse	9/14/2018 12:53 PM
768	Quiet	9/14/2018 12:45 PM
769	Diverse	9/14/2018 12:40 PM
770	safe	9/14/2018 12:40 PM
771	natural resources	9/14/2018 12:36 PM
772	Safe	9/14/2018 12:34 PM
773	SMALL	9/14/2018 12:32 PM
774	Rural	9/14/2018 12:32 PM
775	Rural	9/14/2018 12:28 PM
776	Lake	9/14/2018 12:26 PM
777	Beautiful	9/14/2018 12:26 PM
778	above sea level	9/14/2018 12:19 PM
779	expensive	9/14/2018 12:17 PM
780	Diverse	9/14/2018 12:17 PM
781	Pretty	9/14/2018 12:15 PM
782	Diverse	9/14/2018 12:14 PM
783	Livable	9/14/2018 12:14 PM
784	Quiet	9/14/2018 12:08 PM
785	Smart	9/14/2018 12:08 PM
786	Diverse	9/14/2018 12:07 PM
787	Quaint	9/14/2018 12:04 PM
788	Quiet	9/14/2018 12:02 PM
789	Diverse	9/14/2018 11:51 AM
790	Beautiful	9/14/2018 11:46 AM
791	Diverse	9/14/2018 11:43 AM
792	Friendly	9/14/2018 11:43 AM
793	Quiet	9/14/2018 11:40 AM
794	Diverse	9/14/2018 11:40 AM
795	Residential	9/14/2018 11:39 AM
796	Location	9/14/2018 11:33 AM
797	Quiet	9/14/2018 11:33 AM
798	Community	9/14/2018 11:32 AM

## Imagine Sharon: Fall Survey

799	Community	9/14/2018 11:30 AM
800	Great schools	9/14/2018 11:27 AM
801	quiet	9/14/2018 11:24 AM
802	Expensive	9/14/2018 11:21 AM
803	high taxes	9/14/2018 11:17 AM
804	High taxes	9/14/2018 8:30 AM
805	convenient	9/14/2018 8:13 AM
806	Expensive	9/14/2018 7:15 AM
807	Quiet	9/13/2018 11:18 PM
808	Safe	9/13/2018 10:47 PM
809	Inclusive	9/13/2018 10:25 PM
810	Community	9/13/2018 9:58 PM
811	Lake	9/13/2018 9:50 PM
812	Diverse	9/13/2018 9:40 PM
813	good schools	9/13/2018 9:29 PM
814	Beautiful	9/13/2018 8:48 PM
815	Community	9/13/2018 7:13 PM
816	Diverse	9/13/2018 5:45 PM
817	lake	9/13/2018 5:38 PM
818	Friendly	9/13/2018 5:27 PM
819	Diversity	9/13/2018 4:52 PM
820	safe	9/13/2018 4:46 PM
821	beautiful	9/13/2018 4:19 PM
822	Historic	9/13/2018 4:00 PM
823	Beautiful	9/13/2018 3:49 PM
824	Open spaces	9/13/2018 2:52 PM
825	schools	9/13/2018 2:36 PM
826	Nature-focuses	9/13/2018 2:10 PM
827	Beautiful	9/13/2018 1:30 PM
828	Beautiful	9/13/2018 1:22 PM
829	Diverse	9/13/2018 1:20 PM
830	inclusive	9/13/2018 1:13 PM
831	Safe	9/13/2018 1:06 PM
832	beautiful	9/13/2018 1:03 PM
833	diverse	9/13/2018 12:59 PM
834	Diverse	9/13/2018 12:49 PM
835	Boring	9/13/2018 12:38 PM
836	Jewish	9/13/2018 12:17 PM
837	conservation	9/13/2018 11:17 AM
838	Suburban	9/13/2018 11:15 AM
839	Diverse	9/13/2018 11:02 AM
840	Welcoming	9/13/2018 11:00 AM
#	WORD 2	DATE
1	Beautiful	10/27/2018 12:08 PM
2	Relaxing	10/22/2018 4:08 PM



## Imagine Sharon: Fall Survey

3	recreation	10/22/2018 2:41 PM
4	Families	10/22/2018 1:07 PM
5	safe	10/22/2018 11:51 AM
6	pretty	10/22/2018 11:35 AM
7	location	10/22/2018 11:14 AM
8	Beautiful	10/22/2018 11:11 AM
9	Expensive	10/22/2018 9:32 AM
10	Friendly	10/22/2018 8:41 AM
11	Boston commute	10/22/2018 6:21 AM
12	green	10/21/2018 10:42 PM
13	Natural	10/20/2018 10:49 PM
14	diverse	10/20/2018 7:45 PM
15	Schools	10/20/2018 6:16 PM
16	awesome	10/20/2018 2:01 PM
17	Diverse	10/19/2018 10:40 PM
18	Green town	10/19/2018 3:50 PM
19	diverse	10/19/2018 11:10 AM
20	quiet	10/19/2018 10:51 AM
21	multi-cultural	10/19/2018 9:53 AM
22	Neighborly	10/19/2018 7:46 AM
23	Caring	10/18/2018 8:35 PM
24	Peaceful	10/18/2018 2:33 PM
25	diverse	10/18/2018 10:44 AM
26	Involved	10/18/2018 9:54 AM
27	Friendly	10/18/2018 7:57 AM
28	Accessible	10/17/2018 11:11 PM
29	Education	10/17/2018 10:20 PM
30	friendly	10/17/2018 7:55 PM
31	Great Lake	10/17/2018 6:51 PM
32	family oriented	10/17/2018 4:43 PM
33	Homey	10/17/2018 4:28 PM
34	rural	10/17/2018 3:44 PM
35	pleasant	10/17/2018 3:33 PM
36	Maintained	10/17/2018 3:11 PM
37	Active	10/17/2018 2:56 PM
38	quiet	10/17/2018 2:55 PM
39	Train to anywhere	10/17/2018 2:31 PM
40	Beautiful	10/17/2018 2:29 PM
41	Safe	10/17/2018 2:08 PM
42	beautiful	10/17/2018 1:57 PM
43	Commuter	10/17/2018 1:51 PM
44	Community	10/17/2018 1:46 PM
45	Walkable	10/17/2018 1:41 PM
46	Home	10/16/2018 1:45 PM
47	green space	10/16/2018 1:05 PM

## Imagine Sharon: Fall Survey

48	space	10/16/2018 11:20 AM
49	Friendly	10/16/2018 6:59 AM
50	beautiful	10/15/2018 9:18 PM
51	Parks	10/15/2018 5:59 PM
52	Quiet	10/15/2018 5:22 PM
53	Community	10/15/2018 3:29 PM
54	Educated	10/15/2018 1:10 PM
55	Residential	10/15/2018 11:47 AM
56	outdoors	10/15/2018 10:53 AM
57	schools	10/15/2018 9:34 AM
58	diverse	10/14/2018 8:55 PM
59	Lake	10/14/2018 12:27 PM
60	Peaceful	10/14/2018 11:33 AM
61	hiking trails	10/14/2018 10:36 AM
62	Quiet	10/14/2018 8:45 AM
63	Friendly	10/13/2018 10:00 PM
64	Safe	10/13/2018 8:52 PM
65	natural	10/13/2018 8:37 PM
66	Picturesque	10/13/2018 5:19 PM
67	Complainers	10/13/2018 5:01 PM
68	nature	10/13/2018 3:48 PM
69	Convenient	10/13/2018 2:32 PM
70	Calm	10/13/2018 2:26 PM
71	Expensive	10/13/2018 12:57 PM
72	Nature	10/13/2018 12:27 PM
73	Respect for all	10/13/2018 11:18 AM
74	Open	10/13/2018 11:14 AM
75	Quiet	10/13/2018 9:38 AM
76	Diverse	10/13/2018 9:36 AM
77	Open spaces	10/13/2018 9:34 AM
78	Beautiful	10/13/2018 9:13 AM
79	Good schools	10/13/2018 9:03 AM
80	Acceptance	10/13/2018 7:37 AM
81	Courteous	10/13/2018 6:23 AM
82	Nature	10/13/2018 5:32 AM
83	Small	10/12/2018 9:26 PM
84	Natural beauty	10/12/2018 8:11 PM
85	Diverse	10/12/2018 5:32 PM
86	friendly	10/12/2018 4:42 PM
87	Small	10/12/2018 4:37 PM
88	Quaint	10/12/2018 3:50 PM
89	Peaceful	10/12/2018 3:47 PM
90	Safe	10/12/2018 3:12 PM
91	Scenic	10/12/2018 3:05 PM
92	Safe	10/12/2018 1:54 PM

## Imagine Sharon: Fall Survey

93	Small	10/12/2018 1:34 PM
94	Friendly	10/12/2018 12:59 PM
95	Leafy	10/12/2018 12:42 PM
96	Friendly	10/12/2018 12:39 PM
97	The Lake	10/12/2018 12:36 PM
98	clean	10/12/2018 12:10 PM
99	Inclusive	10/12/2018 11:04 AM
100	Resourceful	10/12/2018 10:45 AM
101	Diverse	10/12/2018 10:37 AM
102	Relaxing	10/12/2018 9:04 AM
103	Expensive	10/12/2018 9:04 AM
104	Beautiful	10/12/2018 9:03 AM
105	Lake Massapoag	10/12/2018 8:45 AM
106	Lake	10/12/2018 8:41 AM
107	Friendly	10/12/2018 8:30 AM
108	Conservation land	10/12/2018 8:10 AM
109	Gorgeous lake	10/12/2018 7:59 AM
110	convenient	10/12/2018 7:29 AM
111	Community	10/11/2018 11:55 PM
112	Beautiful	10/11/2018 11:54 PM
113	Expensive	10/11/2018 10:11 PM
114	schools	10/11/2018 7:35 PM
115	Inclusive	10/11/2018 6:04 PM
116	friendly	10/11/2018 2:52 PM
117	education	10/11/2018 2:32 PM
118	Expensive	10/11/2018 1:16 PM
119	Water	10/10/2018 9:56 PM
120	Welcoming	10/10/2018 2:18 PM
121	laid back	10/9/2018 3:26 PM
122	rural	10/9/2018 3:21 PM
123	Beautiful	10/9/2018 2:33 PM
124	Safe	10/9/2018 11:07 AM
125	Connected	10/9/2018 9:20 AM
126	Supportive	10/8/2018 10:59 PM
127	Balanced	10/8/2018 10:03 PM
128	Clean	10/8/2018 9:41 PM
129	Diverse	10/8/2018 7:56 PM
130	tolerance	10/8/2018 7:39 PM
131	tolerance	10/8/2018 7:35 PM
132	Wonderful	10/8/2018 6:00 PM
133	educated	10/8/2018 5:51 PM
134	boring	10/8/2018 5:49 PM
135	Multi-cultural	10/8/2018 5:36 PM
136	expensive	10/8/2018 10:14 AM
137	Quiet	10/8/2018 7:55 AM

## Imagine Sharon: Fall Survey

138	neighborly	10/7/2018 5:55 PM
139	schools	10/7/2018 5:33 PM
140	too many kids	10/7/2018 1:59 PM
141	Train	10/7/2018 11:14 AM
142	picturesque	10/7/2018 12:16 AM
143	inclusive	10/6/2018 11:35 PM
144	rigid	10/6/2018 8:43 PM
145	healthy	10/6/2018 7:59 PM
146	well run	10/6/2018 7:01 PM
147	Safe	10/6/2018 4:12 PM
148	Safe	10/6/2018 2:14 PM
149	Jewish	10/6/2018 12:02 PM
150	Citizens	10/6/2018 11:13 AM
151	Quiet	10/6/2018 10:46 AM
152	Peaceful	10/6/2018 10:42 AM
153	Quite	10/6/2018 10:09 AM
154	Diversity	10/6/2018 8:01 AM
155	Pretty	10/6/2018 6:21 AM
156	Affluent	10/6/2018 5:31 AM
157	Close-knit	10/5/2018 11:32 PM
158	Beautiful	10/5/2018 7:30 PM
159	Friendly	10/5/2018 6:31 PM
160	educated	10/5/2018 4:18 PM
161	welcoming	10/5/2018 2:46 PM
162	Community	10/5/2018 1:50 PM
163	Tolerant	10/5/2018 1:34 PM
164	Residential	10/5/2018 11:12 AM
165	diverse	10/5/2018 11:10 AM
166	Educated	10/5/2018 10:57 AM
167	nature	10/5/2018 9:58 AM
168	Nature	10/5/2018 9:40 AM
169	Trees	10/5/2018 8:11 AM
170	Safe	10/5/2018 8:02 AM
171	Natural	10/5/2018 7:44 AM
172	Peaceful	10/5/2018 7:01 AM
173	No industry	10/5/2018 6:29 AM
174	safe	10/5/2018 5:27 AM
175	Safe	10/5/2018 12:01 AM
176	Parklike	10/4/2018 11:54 PM
177	Location	10/4/2018 11:16 PM
178	Liberal	10/4/2018 11:11 PM
179	Beautiful	10/4/2018 10:38 PM
180	Friendly	10/4/2018 9:49 PM
181	safe	10/4/2018 9:48 PM
182	Lake	10/4/2018 9:20 PM

## Imagine Sharon: Fall Survey

183	Diverse	10/4/2018 8:54 PM
184	Non-Athletic	10/4/2018 8:46 PM
185	nature	10/4/2018 8:19 PM
186	Quality education	10/4/2018 8:12 PM
187	Safe	10/4/2018 8:03 PM
188	Diverse	10/4/2018 7:37 PM
189	Beautiful	10/4/2018 7:14 PM
190	Educated	10/4/2018 6:47 PM
191	Cozy	10/4/2018 6:44 PM
192	open spaces	10/4/2018 6:18 PM
193	Community	10/4/2018 5:34 PM
194	nearby	10/4/2018 5:13 PM
195	Sleepy	10/4/2018 5:04 PM
196	trees	10/4/2018 5:03 PM
197	natural	10/4/2018 4:24 PM
198	Bedroom Community	10/4/2018 4:13 PM
199	Expensive	10/4/2018 3:49 PM
200	Smart	10/4/2018 3:41 PM
201	Picturesque	10/4/2018 3:34 PM
202	Wildlife	10/4/2018 2:45 PM
203	Friendly	10/4/2018 2:14 PM
204	quiet	10/4/2018 2:00 PM
205	Comfortable	10/4/2018 1:45 PM
206	Diverse	10/4/2018 1:13 PM
207	Picturesque	10/4/2018 12:59 PM
208	family	10/4/2018 12:59 PM
209	diverse	10/4/2018 12:49 PM
210	good public school	10/4/2018 12:45 PM
211	Clean	10/4/2018 12:34 PM
212	Wildlife	10/4/2018 12:33 PM
213	Bedroom community	10/4/2018 12:28 PM
214	Liberal	10/4/2018 12:13 PM
215	Clean	10/4/2018 11:52 AM
216	small	10/4/2018 11:50 AM
217	Diverse	10/4/2018 11:35 AM
218	expensive	10/4/2018 11:00 AM
219	Safe	10/4/2018 10:50 AM
220	Natural Beauty	10/4/2018 10:47 AM
221	rural	10/4/2018 10:44 AM
222	scenic	10/4/2018 10:43 AM
223	Limited services	10/4/2018 10:43 AM
224	community	10/4/2018 10:39 AM
225	quiet	10/4/2018 10:37 AM
226	Beautiful	10/4/2018 10:34 AM
227	Beautiful	10/4/2018 10:31 AM

## Imagine Sharon: Fall Survey

228	Quiet	10/4/2018 9:50 AM
229	calm	10/4/2018 9:49 AM
230	Taxes	10/4/2018 9:46 AM
231	inclusive	10/4/2018 9:35 AM
232	diverse	10/4/2018 9:29 AM
233	The Lake	10/4/2018 9:27 AM
234	Friendly	10/4/2018 9:13 AM
235	Caring	10/4/2018 9:13 AM
236	quiet	10/4/2018 9:09 AM
237	Nature	10/4/2018 8:38 AM
238	Nature	10/4/2018 8:22 AM
239	Caring	10/4/2018 8:18 AM
240	Demanding	10/4/2018 8:10 AM
241	Community	10/4/2018 8:05 AM
242	Natural	10/4/2018 8:03 AM
243	Inclusive	10/4/2018 7:53 AM
244	clean	10/4/2018 7:51 AM
245	Community	10/4/2018 7:44 AM
246	Beauty	10/4/2018 7:44 AM
247	community	10/4/2018 7:24 AM
248	safe	10/4/2018 7:23 AM
249	Quiet	10/4/2018 7:21 AM
250	Neighbor	10/4/2018 7:13 AM
251	Inclusive	10/4/2018 7:05 AM
252	Small town	10/4/2018 7:00 AM
253	spacious	10/4/2018 6:59 AM
254	Peaceful	10/4/2018 6:20 AM
255	suburban	10/4/2018 5:44 AM
256	Relaxed	10/4/2018 5:36 AM
257	Diverse	10/4/2018 4:18 AM
258	Picturesque	10/4/2018 3:46 AM
259	Good schools	10/4/2018 1:17 AM
260	Pretty	10/4/2018 12:27 AM
261	safe	10/3/2018 11:49 PM
262	Nature	10/3/2018 11:37 PM
263	Friendly	10/3/2018 11:34 PM
264	Overpriced	10/3/2018 11:20 PM
265	Sleepy	10/3/2018 11:11 PM
266	Friendly	10/3/2018 11:02 PM
267	Clean	10/3/2018 10:56 PM
268	Diverse	10/3/2018 10:48 PM
269	Borderland	10/3/2018 10:42 PM
270	Insular	10/3/2018 10:41 PM
271	Expensive	10/3/2018 10:30 PM
272	Serene	10/3/2018 10:28 PM

## Imagine Sharon: Fall Survey

273	Friendly	10/3/2018 10:26 PM
274	Expensive	10/3/2018 10:15 PM
275	quiet	10/3/2018 9:54 PM
276	boring	10/3/2018 9:52 PM
277	Fun	10/3/2018 9:51 PM
278	Diversified	10/3/2018 9:51 PM
279	Safe	10/3/2018 9:51 PM
280	no community spirit	10/3/2018 9:44 PM
281	inclusive	10/3/2018 9:43 PM
282	diverse	10/3/2018 9:38 PM
283	Affluent	10/3/2018 9:37 PM
284	High property taxes	10/3/2018 9:26 PM
285	Educated	10/3/2018 9:22 PM
286	Peaceful	10/3/2018 9:19 PM
287	Diverse	10/3/2018 9:19 PM
288	Older generation	10/3/2018 9:15 PM
289	Community	10/3/2018 9:15 PM
290	religious-diversity	10/3/2018 9:12 PM
291	Safe	10/3/2018 9:12 PM
292	Beautiful	10/3/2018 9:11 PM
293	Safe	10/3/2018 9:07 PM
294	tolerant	10/3/2018 9:01 PM
295	Family	10/3/2018 8:58 PM
296	Parking	10/3/2018 8:55 PM
297	lake	10/3/2018 8:54 PM
298	safe	10/3/2018 8:53 PM
299	supportive	10/3/2018 8:51 PM
300	family	10/3/2018 8:44 PM
301	Friendly	10/3/2018 8:43 PM
302	diversity	10/3/2018 8:43 PM
303	diverse	10/3/2018 8:40 PM
304	Quiet	10/3/2018 8:40 PM
305	Serene	10/3/2018 8:38 PM
306	Community	10/3/2018 8:38 PM
307	civic-engaged	10/3/2018 8:38 PM
308	Taxes	10/3/2018 8:33 PM
309	Quiet	10/3/2018 8:29 PM
310	self-centered	10/3/2018 8:29 PM
311	Convenient	10/3/2018 8:28 PM
312	Peaceful	10/3/2018 8:26 PM
313	Pristine	10/3/2018 8:24 PM
314	Diverse	10/3/2018 8:13 PM
315	diverse	10/3/2018 8:11 PM
316	Clean	10/3/2018 8:00 PM
317	Outdoorsy	10/3/2018 8:00 PM

## Imagine Sharon: Fall Survey

318	Quiet	10/3/2018 7:58 PM
319	Rigid	10/3/2018 7:57 PM
320	suburban	10/3/2018 7:55 PM
321	Peaceful	10/3/2018 7:55 PM
322	Peacemakers	10/3/2018 7:41 PM
323	Diverse	10/3/2018 7:38 PM
324	Smart	10/3/2018 7:27 PM
325	Recreation	10/3/2018 7:23 PM
326	Beautiful	10/3/2018 7:19 PM
327	Jewish	10/3/2018 7:16 PM
328	Quiet	10/3/2018 7:12 PM
329	nature	10/3/2018 7:09 PM
330	Quiet	10/3/2018 7:08 PM
331	Multi-cultural	10/3/2018 7:06 PM
332	Natural	10/3/2018 7:06 PM
333	Pretty	10/3/2018 7:03 PM
334	Beautiful	10/3/2018 7:01 PM
335	Peaceful	10/3/2018 6:55 PM
336	Lack of sidewalks	10/3/2018 6:51 PM
337	NonCommercial	10/3/2018 6:46 PM
338	quiet	10/3/2018 6:45 PM
339	Quiet, peaceful	10/3/2018 6:43 PM
340	Peaceful	10/3/2018 6:42 PM
341	privacy	10/3/2018 6:41 PM
342	uninformed	10/3/2018 6:40 PM
343	Beautiful	10/3/2018 6:39 PM
344	Peaceful	10/3/2018 6:35 PM
345	Diversity	10/3/2018 6:35 PM
346	Diverse	10/3/2018 6:35 PM
347	Beautiful	10/3/2018 6:28 PM
348	Selfish	10/3/2018 6:26 PM
349	tolerant	10/3/2018 6:25 PM
350	Quiet	10/3/2018 6:24 PM
351	Schools	10/3/2018 5:56 PM
352	Serene	10/3/2018 5:53 PM
353	Friendly	10/3/2018 5:42 PM
354	Community	10/3/2018 5:42 PM
355	Thanks	10/3/2018 5:31 PM
356	Academics	10/3/2018 5:29 PM
357	Scenic	10/3/2018 5:28 PM
358	Friendly	10/3/2018 5:26 PM
359	lake	10/3/2018 5:21 PM
360	Safe	10/3/2018 5:18 PM
361	lake	10/3/2018 5:16 PM
362	Overbuilt	10/3/2018 5:11 PM



## Imagine Sharon: Fall Survey

363	Overbuilt	10/3/2018 5:08 PM
364	Beaitiful	10/3/2018 5:06 PM
365	Expensive	10/3/2018 5:04 PM
366	Lake	10/3/2018 5:01 PM
367	Community	10/3/2018 5:01 PM
368	diverse	10/3/2018 4:54 PM
369	tranquil	10/3/2018 4:51 PM
370	Liberal	10/3/2018 4:48 PM
371	Suburban	10/3/2018 4:47 PM
372	Affluent	10/3/2018 4:44 PM
373	Safe	10/3/2018 4:40 PM
374	diverse	10/3/2018 4:36 PM
375	Schools	10/3/2018 4:32 PM
376	sense of community	10/3/2018 4:25 PM
377	Diverse	10/3/2018 3:58 PM
378	x	10/3/2018 3:51 PM
379	Safe	10/3/2018 3:46 PM
380	Community	10/3/2018 3:45 PM
381	Diverse	10/3/2018 3:26 PM
382	welcoming	10/3/2018 3:21 PM
383	Peaceful	10/3/2018 3:20 PM
384	Dull	10/3/2018 3:16 PM
385	Beautiful	10/3/2018 3:10 PM
386	Cultural	10/3/2018 3:06 PM
387	Expensive	10/3/2018 3:05 PM
388	Green	10/3/2018 3:04 PM
389	quiet	10/3/2018 2:48 PM
390	Great	10/3/2018 2:46 PM
391	Nature	10/3/2018 2:42 PM
392	sleepy	10/3/2018 2:42 PM
393	inclusive	10/3/2018 2:38 PM
394	very suburban	10/3/2018 2:37 PM
395	inefficient	10/3/2018 2:36 PM
396	welcoming	10/3/2018 2:35 PM
397	Quiet	10/3/2018 2:34 PM
398	Safe	10/3/2018 2:34 PM
399	suburbun	10/3/2018 2:33 PM
400	Diverse	10/3/2018 2:32 PM
401	friendly	10/3/2018 12:43 PM
402	tight-knit	10/3/2018 11:24 AM
403	Quiet	10/3/2018 9:07 AM
404	Family Oriented	10/3/2018 9:06 AM
405	safe	10/3/2018 8:56 AM
406	Open space	10/3/2018 8:01 AM
407	Diversity	10/3/2018 7:44 AM

## Imagine Sharon: Fall Survey

408	Diverse	10/3/2018 6:34 AM
409	diverse	10/3/2018 5:56 AM
410	Great schools	10/2/2018 8:46 PM
411	Smart	10/2/2018 7:48 PM
412	pressured	10/2/2018 4:52 PM
413	Regulatory	10/2/2018 3:50 PM
414	Family Friendly	10/2/2018 3:41 PM
415	Small	10/2/2018 3:15 PM
416	natural	10/2/2018 12:57 PM
417	Quiet	10/1/2018 9:10 PM
418	tolerant	10/1/2018 9:05 PM
419	Achievement	10/1/2018 7:04 PM
420	Inclusive	10/1/2018 5:32 PM
421	Scenic	10/1/2018 5:17 PM
422	remote	10/1/2018 3:02 PM
423	Schools	10/1/2018 2:31 PM
424	academic	10/1/2018 2:31 PM
425	natural	10/1/2018 2:08 PM
426	natural	10/1/2018 1:54 PM
427	Diverse	10/1/2018 1:14 PM
428	inclusive	10/1/2018 12:49 PM
429	diversity	10/1/2018 11:26 AM
430	quiet	10/1/2018 11:12 AM
431	Diverse	10/1/2018 10:42 AM
432	Trees	10/1/2018 10:14 AM
433	inclusive	10/1/2018 9:45 AM
434	mister	10/1/2018 9:28 AM
435	affluent	10/1/2018 9:04 AM
436	Scenic	10/1/2018 8:39 AM
437	Upper-class	10/1/2018 8:13 AM
438	Beautiful	10/1/2018 7:56 AM
439	suburb	10/1/2018 7:55 AM
440	expensive	10/1/2018 7:51 AM
441	Fun	10/1/2018 6:54 AM
442	lake	10/1/2018 6:53 AM
443	devoid	10/1/2018 6:05 AM
444	safe	9/30/2018 11:40 PM
445	quiet	9/30/2018 11:30 PM
446	Education	9/30/2018 11:22 PM
447	Undeveloped	9/30/2018 11:07 PM
448	Expensive	9/30/2018 11:01 PM
449	Competitive	9/30/2018 10:35 PM
450	Isolated	9/30/2018 10:27 PM
451	Calm	9/30/2018 10:19 PM
452	Accommodating	9/30/2018 10:18 PM

## Imagine Sharon: Fall Survey

453	diverse	9/30/2018 10:17 PM
454	Small	9/30/2018 10:07 PM
455	Nice	9/30/2018 9:57 PM
456	Small	9/30/2018 9:56 PM
457	close knit	9/30/2018 9:55 PM
458	Quiet	9/30/2018 9:46 PM
459	Safe	9/30/2018 9:45 PM
460	Wonderful	9/30/2018 9:40 PM
461	Diversity	9/30/2018 9:28 PM
462	diverse	9/30/2018 9:28 PM
463	Friendly	9/30/2018 9:26 PM
464	diverse	9/30/2018 9:26 PM
465	Diverse	9/30/2018 9:26 PM
466	Accepting	9/30/2018 9:22 PM
467	Beautiful	9/30/2018 9:20 PM
468	Green	9/30/2018 9:13 PM
469	Spirited	9/30/2018 9:12 PM
470	welcoming	9/30/2018 9:12 PM
471	Beautiful	9/30/2018 9:11 PM
472	Good School	9/30/2018 8:59 PM
473	Nice	9/30/2018 8:59 PM
474	Inclusive	9/30/2018 8:58 PM
475	Safe	9/30/2018 8:51 PM
476	Liberal	9/30/2018 8:45 PM
477	Old	9/30/2018 8:40 PM
478	Smart	9/30/2018 8:33 PM
479	Peaceful	9/30/2018 8:32 PM
480	pretty	9/30/2018 8:31 PM
481	Diverse	9/30/2018 8:29 PM
482	Beautiful	9/30/2018 8:26 PM
483	Beautiful	9/30/2018 8:25 PM
484	Fireflies	9/30/2018 8:23 PM
485	Small	9/30/2018 8:23 PM
486	Respectful	9/30/2018 8:20 PM
487	Big	9/30/2018 8:20 PM
488	Homey	9/30/2018 8:18 PM
489	Small	9/30/2018 8:15 PM
490	Community	9/30/2018 8:14 PM
491	Educated	9/30/2018 8:13 PM
492	Diverse	9/30/2018 8:12 PM
493	Diverse	9/30/2018 8:12 PM
494	accepting	9/30/2018 8:12 PM
495	Progressive	9/30/2018 8:11 PM
496	friendly	9/30/2018 8:10 PM
497	small	9/30/2018 8:09 PM

## Imagine Sharon: Fall Survey

498	Serene	9/30/2018 12:15 PM
499	quiet	9/30/2018 11:45 AM
500	Natural	9/30/2018 11:04 AM
501	yuppy	9/30/2018 10:02 AM
502	Supportive	9/30/2018 9:08 AM
503	Peaceful	9/30/2018 7:13 AM
504	Jewish	9/30/2018 12:04 AM
505	Multicultural	9/29/2018 8:35 PM
506	education	9/29/2018 8:16 PM
507	Quaint	9/29/2018 8:10 PM
508	Good schools	9/29/2018 3:38 PM
509	historical	9/29/2018 1:58 PM
510	School	9/29/2018 1:41 PM
511	Diversity	9/29/2018 1:01 PM
512	Lake	9/29/2018 12:59 PM
513	community	9/29/2018 11:47 AM
514	Diverse	9/29/2018 10:12 AM
515	Safe	9/29/2018 10:00 AM
516	Diverse	9/29/2018 10:00 AM
517	Diversity	9/29/2018 9:50 AM
518	Safety	9/28/2018 9:59 AM
519	Safe	9/27/2018 10:03 PM
520	Community	9/27/2018 9:53 PM
521	friendly	9/27/2018 9:39 PM
522	s	9/27/2018 8:35 PM
523	inclusive	9/27/2018 8:15 PM
524	Diverse	9/27/2018 8:06 PM
525	safe	9/27/2018 3:50 PM
526	Diverse	9/27/2018 12:31 PM
527	Quiet	9/27/2018 10:07 AM
528	Semirural	9/27/2018 8:08 AM
529	Peaceful	9/27/2018 6:37 AM
530	Jewish	9/26/2018 11:09 PM
531	Drugs	9/26/2018 10:54 PM
532	outdoorsy	9/26/2018 10:22 PM
533	Scenic	9/26/2018 9:39 PM
534	Spenders	9/26/2018 9:37 PM
535	green space	9/26/2018 6:01 PM
536	country	9/26/2018 5:12 PM
537	Pretty	9/26/2018 3:32 PM
538	liberal	9/26/2018 2:46 PM
539	Peaceful	9/26/2018 1:29 PM
540	pretty	9/26/2018 1:04 PM
541	small	9/26/2018 12:38 PM
542	Disorganized	9/26/2018 12:35 PM

## Imagine Sharon: Fall Survey

543	Religious	9/26/2018 12:28 PM
544	trees	9/26/2018 12:19 PM
545	Clean	9/26/2018 12:13 PM
546	educated	9/26/2018 11:45 AM
547	educated	9/26/2018 11:35 AM
548	educated	9/26/2018 11:29 AM
549	Diverse community	9/26/2018 9:09 AM
550	quiet	9/26/2018 9:08 AM
551	Diverse	9/26/2018 8:09 AM
552	quiet	9/26/2018 7:22 AM
553	beautiful	9/25/2018 11:28 PM
554	Community	9/25/2018 9:50 PM
555	Safe	9/25/2018 9:39 PM
556	Diverse	9/25/2018 9:26 PM
557	Educated	9/25/2018 8:45 PM
558	Beautiful	9/25/2018 8:35 PM
559	welcoming	9/25/2018 8:23 PM
560	quiet	9/25/2018 8:19 PM
561	Welcoming	9/25/2018 7:19 PM
562	friendly	9/25/2018 6:03 PM
563	Tolerant	9/25/2018 4:18 PM
564	Safe	9/25/2018 4:16 PM
565	nature	9/25/2018 3:01 PM
566	Familial	9/25/2018 2:52 PM
567	Friendly	9/25/2018 2:23 PM
568	safe	9/25/2018 1:44 PM
569	Suburban	9/25/2018 1:05 PM
570	beautiful	9/25/2018 12:37 PM
571	progressive	9/25/2018 11:42 AM
572	Historic	9/25/2018 11:17 AM
573	Pretty	9/25/2018 10:56 AM
574	Residential	9/25/2018 10:50 AM
575	scenic	9/25/2018 10:48 AM
576	educated	9/25/2018 10:34 AM
577	proud	9/25/2018 9:36 AM
578	Beautiful	9/25/2018 9:35 AM
579	peaceful	9/25/2018 9:28 AM
580	Beautiful	9/25/2018 9:23 AM
581	Diverse	9/25/2018 9:00 AM
582	Active	9/25/2018 8:54 AM
583	Neighborly	9/25/2018 7:32 AM
584	Quiet	9/24/2018 11:15 PM
585	beauty	9/24/2018 9:17 PM
586	safe	9/24/2018 9:14 PM
587	Scenic	9/24/2018 6:46 PM

## Imagine Sharon: Fall Survey

588	Safe	9/24/2018 4:33 PM
589	Small	9/24/2018 4:16 PM
590	Old	9/24/2018 3:56 PM
591	beautiful	9/24/2018 11:55 AM
592	wooded	9/24/2018 11:48 AM
593	friendly	9/24/2018 11:25 AM
594	Comfortable	9/24/2018 11:08 AM
595	Close-knit	9/24/2018 10:24 AM
596	Friendly	9/24/2018 10:17 AM
597	Diverse	9/24/2018 10:02 AM
598	Homely	9/24/2018 9:50 AM
599	schools	9/24/2018 9:42 AM
600	Community	9/24/2018 8:34 AM
601	Academic	9/24/2018 8:18 AM
602	natural beauty	9/24/2018 8:01 AM
603	Diverse	9/24/2018 7:56 AM
604	Diverse	9/24/2018 7:49 AM
605	Railroad	9/23/2018 10:53 PM
606	Small	9/23/2018 10:40 PM
607	Educated	9/23/2018 10:21 PM
608	Humble	9/23/2018 9:44 PM
609	Diverse	9/23/2018 9:19 PM
610	Diverse	9/23/2018 8:34 PM
611	Educated	9/23/2018 8:02 PM
612	Beautiful	9/23/2018 7:50 PM
613	Housing	9/23/2018 6:39 PM
614	welcoming	9/23/2018 5:58 PM
615	Liberal	9/23/2018 5:25 PM
616	culture	9/23/2018 3:50 PM
617	diverse (for MA)	9/23/2018 3:25 PM
618	Commuter	9/23/2018 3:02 PM
619	intellectual	9/23/2018 2:59 PM
620	lake	9/23/2018 1:57 PM
621	diverse	9/23/2018 1:49 PM
622	Nature	9/23/2018 1:12 PM
623	accepting	9/23/2018 12:49 PM
624	Down-to-earth	9/23/2018 12:48 PM
625	Schools	9/23/2018 12:30 PM
626	Community	9/23/2018 12:26 PM
627	Diverse	9/23/2018 12:04 PM
628	Safe	9/23/2018 12:00 PM
629	Excellent schools	9/23/2018 11:45 AM
630	Affluence	9/23/2018 11:33 AM
631	B	9/23/2018 11:29 AM
632	Diverse	9/23/2018 11:21 AM

## Imagine Sharon: Fall Survey

633	open	9/23/2018 11:16 AM
634	quiet	9/23/2018 10:44 AM
635	physically beautiful	9/23/2018 10:32 AM
636	Accepting	9/23/2018 10:24 AM
637	Green	9/23/2018 10:11 AM
638	Wealthy	9/23/2018 10:08 AM
639	Small	9/23/2018 10:03 AM
640	residential	9/23/2018 9:39 AM
641	Schools	9/23/2018 9:35 AM
642	Education	9/23/2018 9:27 AM
643	Quiet	9/23/2018 9:25 AM
644	Education	9/23/2018 9:20 AM
645	Community	9/23/2018 9:18 AM
646	Green	9/23/2018 9:14 AM
647	xxx	9/23/2018 8:54 AM
648	Small	9/23/2018 8:49 AM
649	Educated	9/23/2018 8:48 AM
650	Schools	9/23/2018 8:43 AM
651	educated	9/23/2018 8:39 AM
652	Ecumenical	9/23/2018 8:37 AM
653	Political	9/23/2018 8:31 AM
654	Racially diverse	9/23/2018 8:28 AM
655	Diverse	9/23/2018 8:14 AM
656	Assessable	9/23/2018 7:57 AM
657	Nature-haven	9/23/2018 7:51 AM
658	Education	9/23/2018 7:37 AM
659	Engaged	9/23/2018 7:35 AM
660	Quaint	9/23/2018 7:15 AM
661	Diverse	9/23/2018 7:09 AM
662	diverse	9/23/2018 7:00 AM
663	Natural	9/23/2018 7:00 AM
664	Clean	9/23/2018 6:35 AM
665	quiet	9/23/2018 6:22 AM
666	Quiet	9/23/2018 6:18 AM
667	Scenic	9/23/2018 4:51 AM
668	Beautiful	9/23/2018 2:00 AM
669	Pretty	9/23/2018 12:59 AM
670	Location	9/23/2018 12:58 AM
671	Nature	9/22/2018 8:15 PM
672	Quiet	9/22/2018 2:01 PM
673	Peaceful	9/21/2018 8:59 PM
674	Beautiful	9/21/2018 7:31 PM
675	beautiful	9/21/2018 4:54 PM
676	expensive	9/20/2018 9:23 PM
677	natural	9/20/2018 6:59 PM

## Imagine Sharon: Fall Survey

678	Beautiful	9/20/2018 3:26 PM
679	Diverse	9/20/2018 12:59 PM
680	Quiet	9/19/2018 7:26 PM
681	Diverse	9/19/2018 7:25 PM
682	Clean	9/19/2018 4:31 PM
683	Picturesque	9/19/2018 4:26 PM
684	friendly	9/19/2018 3:47 PM
685	Safe	9/19/2018 11:55 AM
686	Educated	9/18/2018 9:34 PM
687	Community	9/18/2018 8:34 PM
688	Diverse	9/18/2018 7:44 PM
689	Nature	9/18/2018 7:33 PM
690	Welcoming	9/18/2018 7:29 PM
691	Clean	9/18/2018 7:01 PM
692	rural	9/18/2018 6:35 PM
693	Transportation	9/18/2018 6:31 PM
694	Open Space	9/18/2018 5:19 PM
695	Diverse	9/18/2018 3:48 PM
696	Great	9/18/2018 3:21 PM
697	Diverse	9/18/2018 1:56 PM
698	Friendly	9/18/2018 1:05 PM
699	Safe	9/18/2018 12:32 PM
700	Charming	9/18/2018 11:26 AM
701	diverse	9/18/2018 11:10 AM
702	Peaceful	9/18/2018 9:19 AM
703	educated	9/18/2018 8:32 AM
704	quiet	9/17/2018 9:35 PM
705	welcoming	9/17/2018 9:02 PM
706	Animals	9/17/2018 9:00 PM
707	Friendly	9/17/2018 4:55 PM
708	diverse	9/17/2018 4:09 PM
709	Beautiful	9/17/2018 12:34 PM
710	Education	9/17/2018 11:49 AM
711	Diversity	9/17/2018 11:44 AM
712	Affluent	9/17/2018 11:19 AM
713	Small	9/17/2018 11:11 AM
714	liberal	9/17/2018 8:51 AM
715	Safe	9/17/2018 7:51 AM
716	beautiful	9/17/2018 7:41 AM
717	Green	9/16/2018 9:34 PM
718	Green	9/16/2018 9:17 PM
719	Safe	9/16/2018 8:00 PM
720	small town	9/16/2018 7:24 PM
721	safe	9/16/2018 3:45 PM
722	Expensive	9/16/2018 3:08 PM



## Imagine Sharon: Fall Survey

723	academic	9/16/2018 2:21 PM
724	Safe	9/16/2018 12:58 PM
725	scenic	9/16/2018 11:17 AM
726	Bedroom Community	9/16/2018 7:19 AM
727	Friendly	9/16/2018 6:59 AM
728	Safe	9/15/2018 10:23 PM
729	Good Schools	9/15/2018 8:18 PM
730	Friendly	9/15/2018 8:10 PM
731	Bad Infrastructure	9/15/2018 7:51 PM
732	Bedroom Community	9/15/2018 7:45 PM
733	Nature	9/15/2018 6:39 PM
734	Rural	9/15/2018 4:06 PM
735	Nature	9/15/2018 3:30 PM
736	Natural	9/15/2018 3:15 PM
737	High Taxes	9/15/2018 10:36 AM
738	Religious	9/15/2018 10:20 AM
739	Educated	9/15/2018 9:46 AM
740	Social-justice	9/15/2018 9:21 AM
741	woody	9/15/2018 8:50 AM
742	Open Space	9/15/2018 7:27 AM
743	Timeless	9/15/2018 7:18 AM
744	Accepting	9/14/2018 10:50 PM
745	Greenary	9/14/2018 10:42 PM
746	nature	9/14/2018 10:24 PM
747	safe	9/14/2018 10:13 PM
748	Beautiful	9/14/2018 9:47 PM
749	Small	9/14/2018 8:48 PM
750	beautiful	9/14/2018 8:16 PM
751	Beautiful	9/14/2018 7:49 PM
752	Small town	9/14/2018 6:54 PM
753	Green	9/14/2018 5:49 PM
754	Quiet	9/14/2018 5:34 PM
755	secretive	9/14/2018 5:33 PM
756	Nature	9/14/2018 5:14 PM
757	Safe	9/14/2018 3:47 PM
758	Welcoming	9/14/2018 3:43 PM
759	Friendly	9/14/2018 3:24 PM
760	Family town	9/14/2018 2:17 PM
761	Quiet	9/14/2018 2:07 PM
762	Schools	9/14/2018 2:05 PM
763	Clean	9/14/2018 1:49 PM
764	Schools	9/14/2018 1:27 PM
765	Community	9/14/2018 1:07 PM
766	safety	9/14/2018 1:04 PM
767	Educated	9/14/2018 12:53 PM

## Imagine Sharon: Fall Survey

768	Safe	9/14/2018 12:45 PM
769	Good school system	9/14/2018 12:40 PM
770	nice	9/14/2018 12:40 PM
771	too expensive taxes	9/14/2018 12:36 PM
772	Diverse	9/14/2018 12:34 PM
773	DIVERSE	9/14/2018 12:32 PM
774	Natural	9/14/2018 12:32 PM
775	Nature	9/14/2018 12:28 PM
776	Trees	9/14/2018 12:26 PM
777	Inviting	9/14/2018 12:26 PM
778	natural resources	9/14/2018 12:19 PM
779	culturally diverse	9/14/2018 12:17 PM
780	Safe	9/14/2018 12:17 PM
781	Well-situated	9/14/2018 12:15 PM
782	Opinionated	9/14/2018 12:14 PM
783	Educated	9/14/2018 12:14 PM
784	Peaceful	9/14/2018 12:08 PM
785	Diverse	9/14/2018 12:08 PM
786	Safe	9/14/2018 12:07 PM
787	Convenient	9/14/2018 12:04 PM
788	Safe	9/14/2018 12:02 PM
789	Small	9/14/2018 11:51 AM
790	Convient	9/14/2018 11:46 AM
791	Potential	9/14/2018 11:43 AM
792	Quiet	9/14/2018 11:43 AM
793	Friendly	9/14/2018 11:40 AM
794	Education	9/14/2018 11:40 AM
795	Anti-business	9/14/2018 11:39 AM
796	Natural	9/14/2018 11:33 AM
797	Diverse	9/14/2018 11:33 AM
798	Old Fashion	9/14/2018 11:32 AM
799	Home	9/14/2018 11:30 AM
800	Good raise family	9/14/2018 11:27 AM
801	boring	9/14/2018 11:24 AM
802	Safe	9/14/2018 11:21 AM
803	location	9/14/2018 11:17 AM
804	Low commercial	9/14/2018 8:30 AM
805	expensive	9/14/2018 8:13 AM
806	Diverse	9/14/2018 7:15 AM
807	Safe	9/13/2018 11:18 PM
808	Quiet	9/13/2018 10:47 PM
809	Educated	9/13/2018 10:25 PM
810	Home	9/13/2018 9:58 PM
811	Diverse	9/13/2018 9:50 PM
812	Inclusive	9/13/2018 9:40 PM

## Imagine Sharon: Fall Survey

813	diverse	9/13/2018 9:29 PM
814	Diverse	9/13/2018 8:48 PM
815	Changing	9/13/2018 7:13 PM
816	Friendly	9/13/2018 5:45 PM
817	small	9/13/2018 5:38 PM
818	Calm	9/13/2018 5:27 PM
819	Natural	9/13/2018 4:52 PM
820	clean	9/13/2018 4:46 PM
821	suburban	9/13/2018 4:19 PM
822	Natural	9/13/2018 4:00 PM
823	Small town feeling	9/13/2018 3:49 PM
824	Educated	9/13/2018 2:52 PM
825	taxes	9/13/2018 2:36 PM
826	Diverse	9/13/2018 2:10 PM
827	Recreation	9/13/2018 1:30 PM
828	Recreation	9/13/2018 1:22 PM
829	Interesting	9/13/2018 1:20 PM
830	beautiful	9/13/2018 1:13 PM
831	Peaceful	9/13/2018 1:06 PM
832	peaceful	9/13/2018 1:03 PM
833	outdated	9/13/2018 12:59 PM
834	Great schools	9/13/2018 12:49 PM
835	Quiet	9/13/2018 12:38 PM
836	Lake	9/13/2018 12:17 PM
837	scenic	9/13/2018 11:17 AM
838	Quiet	9/13/2018 11:15 AM
839	Suburban	9/13/2018 11:02 AM
840	Diverse	9/13/2018 11:00 AM
#	WORD 3	DATE
1	Diverse	10/27/2018 12:08 PM
2	Safe	10/22/2018 4:08 PM
3	welcoming	10/22/2018 2:41 PM
4	Nature	10/22/2018 1:07 PM
5	tolerant	10/22/2018 11:51 AM
6	too much development	10/22/2018 11:35 AM
7	nature	10/22/2018 11:14 AM
8	Fun	10/22/2018 11:11 AM
9	Poor service	10/22/2018 9:32 AM
10	Well-Educated	10/22/2018 8:41 AM
11	Low crime	10/22/2018 6:21 AM
12	quiet	10/21/2018 10:42 PM
13	Diverse	10/20/2018 10:49 PM
14	educated	10/20/2018 7:45 PM
15	Striving	10/20/2018 6:16 PM
16	democratic	10/20/2018 2:01 PM

## Imagine Sharon: Fall Survey

17	Convenient	10/19/2018 10:40 PM
18	proximity to Boston	10/19/2018 3:50 PM
19	advantaged	10/19/2018 11:10 AM
20	residential	10/19/2018 10:51 AM
21	liberal	10/19/2018 9:53 AM
22	Inclusive	10/19/2018 7:46 AM
23	Education	10/18/2018 8:35 PM
24	diverse	10/18/2018 2:33 PM
25	gunshots	10/18/2018 10:44 AM
26	Quaint	10/18/2018 9:54 AM
27	Sophisticated	10/18/2018 7:57 AM
28	Location	10/17/2018 11:11 PM
29	Family	10/17/2018 10:20 PM
30	diverse	10/17/2018 7:55 PM
31	Quiet	10/17/2018 6:51 PM
32	small	10/17/2018 4:43 PM
33	Quiet	10/17/2018 4:28 PM
34	green	10/17/2018 3:44 PM
35	lacking	10/17/2018 3:33 PM
36	Successful	10/17/2018 3:11 PM
37	Boring	10/17/2018 2:56 PM
38	nature-loving	10/17/2018 2:55 PM
39	abundant resources	10/17/2018 2:31 PM
40	Safe	10/17/2018 2:29 PM
41	Growing	10/17/2018 2:08 PM
42	nostalgic	10/17/2018 1:57 PM
43	Family	10/17/2018 1:51 PM
44	Safe	10/17/2018 1:46 PM
45	Welcoming	10/17/2018 1:41 PM
46	Jewish	10/16/2018 1:45 PM
47	small town	10/16/2018 1:05 PM
48	friendly	10/16/2018 11:20 AM
49	Expensive	10/16/2018 6:59 AM
50	expensive	10/15/2018 9:18 PM
51	Station	10/15/2018 5:59 PM
52	Lovely	10/15/2018 5:22 PM
53	Diverse	10/15/2018 3:29 PM
54	Diverse	10/15/2018 1:10 PM
55	Education	10/15/2018 11:47 AM
56	quaint	10/15/2018 10:53 AM
57	taxes	10/15/2018 9:34 AM
58	safe	10/14/2018 8:55 PM
59	Quiet	10/14/2018 12:27 PM
60	Safe	10/14/2018 11:33 AM
61	open space	10/14/2018 10:36 AM

## Imagine Sharon: Fall Survey

62	Tree- lined	10/14/2018 8:45 AM
63	Peaceful	10/13/2018 10:00 PM
64	Beautiful	10/13/2018 8:52 PM
65	warm	10/13/2018 8:37 PM
66	Striving	10/13/2018 5:19 PM
67	Entitled	10/13/2018 5:01 PM
68	friendly	10/13/2018 3:48 PM
69	Liveable	10/13/2018 2:32 PM
70	Beautiful	10/13/2018 2:26 PM
71	Dysfunctional	10/13/2018 12:57 PM
72	Accepting	10/13/2018 12:27 PM
73	Preserve space	10/13/2018 11:18 AM
74	Kind	10/13/2018 11:14 AM
75	Outdoor activities	10/13/2018 9:38 AM
76	Comfortable	10/13/2018 9:36 AM
77	Education priority	10/13/2018 9:34 AM
78	Sleepy	10/13/2018 9:13 AM
79	Anti business	10/13/2018 9:03 AM
80	Nature	10/13/2018 7:37 AM
81	Calming	10/13/2018 6:23 AM
82	Rich	10/13/2018 5:32 AM
83	Suburb	10/12/2018 9:26 PM
84	Friendly is	10/12/2018 8:11 PM
85	Open-space	10/12/2018 5:32 PM
86	heterogeneous	10/12/2018 4:42 PM
87	Convenient	10/12/2018 4:37 PM
88	Friendly	10/12/2018 3:50 PM
89	Green	10/12/2018 3:47 PM
90	Quiet	10/12/2018 3:12 PM
91	Education	10/12/2018 3:05 PM
92	Location	10/12/2018 1:54 PM
93	Interconnected	10/12/2018 1:34 PM
94	Quiet	10/12/2018 12:59 PM
95	Loaded	10/12/2018 12:42 PM
96	Safe	10/12/2018 12:39 PM
97	Diverse	10/12/2018 12:36 PM
98	woods	10/12/2018 12:10 PM
99	Family	10/12/2018 11:04 AM
100	Friendly	10/12/2018 10:45 AM
101	Undeveloped	10/12/2018 10:37 AM
102	Pleasant	10/12/2018 9:04 AM
103	Changing	10/12/2018 9:04 AM
104	cloistered	10/12/2018 9:03 AM
105	Schools	10/12/2018 8:45 AM
106	Good schools	10/12/2018 8:41 AM

## Imagine Sharon: Fall Survey

107	Safe	10/12/2018 8:30 AM
108	The lake	10/12/2018 8:10 AM
109	Diverse	10/12/2018 7:59 AM
110	disorganized	10/12/2018 7:29 AM
111	Supportive	10/11/2018 11:55 PM
112	Smart	10/11/2018 11:54 PM
113	Sleepy	10/11/2018 10:11 PM
114	diverse	10/11/2018 7:35 PM
115	FaithFULL	10/11/2018 6:04 PM
116	taxed	10/11/2018 2:52 PM
117	nature	10/11/2018 2:32 PM
118	Boring	10/11/2018 1:16 PM
119	Wildlife	10/10/2018 9:56 PM
120	Small	10/10/2018 2:18 PM
121	low key	10/9/2018 3:26 PM
122	laid back	10/9/2018 3:21 PM
123	Nature	10/9/2018 2:33 PM
124	Love	10/9/2018 11:07 AM
125	Established	10/9/2018 9:20 AM
126	Progressive	10/8/2018 10:59 PM
127	Friendly	10/8/2018 10:03 PM
128	Safe	10/8/2018 9:41 PM
129	Frustrating	10/8/2018 7:56 PM
130	beautiful	10/8/2018 7:39 PM
131	beautiful	10/8/2018 7:35 PM
132	Inviting	10/8/2018 6:00 PM
133	diverse	10/8/2018 5:51 PM
134	residential only	10/8/2018 5:49 PM
135	Educated	10/8/2018 5:36 PM
136	quiet	10/8/2018 10:14 AM
137	Diverse	10/8/2018 7:55 AM
138	natural	10/7/2018 5:55 PM
139	pond	10/7/2018 5:33 PM
140	not enough seniors	10/7/2018 1:59 PM
141	Disappoint	10/7/2018 11:14 AM
142	quiet	10/7/2018 12:16 AM
143	conservation land	10/6/2018 11:35 PM
144	welcoming	10/6/2018 8:43 PM
145	diverse	10/6/2018 7:59 PM
146	progressive	10/6/2018 7:01 PM
147	shortsighted	10/6/2018 4:12 PM
148	Quiet	10/6/2018 2:14 PM
149	country-like	10/6/2018 12:02 PM
150	Diversity	10/6/2018 11:13 AM
151	Peaceful	10/6/2018 10:46 AM

## Imagine Sharon: Fall Survey

152	Green	10/6/2018 10:42 AM
153	Taxes	10/6/2018 10:09 AM
154	Safe	10/6/2018 8:01 AM
155	Safe	10/6/2018 6:21 AM
156	Jewish	10/6/2018 5:31 AM
157	Community	10/5/2018 11:32 PM
158	Safe	10/5/2018 7:30 PM
159	Diverse	10/5/2018 6:31 PM
160	religious groups	10/5/2018 4:18 PM
161	schools	10/5/2018 2:46 PM
162	Active	10/5/2018 1:50 PM
163	Diverse	10/5/2018 1:34 PM
164	Quiet	10/5/2018 11:12 AM
165	eclectic	10/5/2018 11:10 AM
166	Civically-minded	10/5/2018 10:57 AM
167	high taxes	10/5/2018 9:58 AM
168	Bedroom community	10/5/2018 9:40 AM
169	Lakes	10/5/2018 8:11 AM
170	Friendly	10/5/2018 8:02 AM
171	Peaceful	10/5/2018 7:44 AM
172	Diverse	10/5/2018 7:01 AM
173	Transiant	10/5/2018 6:29 AM
174	diverse	10/5/2018 5:27 AM
175	efficent	10/5/2018 12:01 AM
176	Residential	10/4/2018 11:54 PM
177	Nice houses and lots	10/4/2018 11:16 PM
178	High taxes	10/4/2018 11:11 PM
179	Natural	10/4/2018 10:38 PM
180	Excellent schools	10/4/2018 9:49 PM
181	friendly	10/4/2018 9:48 PM
182	woodlands trails	10/4/2018 9:20 PM
183	none	10/4/2018 8:54 PM
184	Aged Infrastructure	10/4/2018 8:46 PM
185	liberal	10/4/2018 8:19 PM
186	Beautiful land/lake	10/4/2018 8:12 PM
187	Idyllic	10/4/2018 8:03 PM
188	Driven	10/4/2018 7:37 PM
189	Family friendly	10/4/2018 7:14 PM
190	Safe	10/4/2018 6:47 PM
191	Tolerant	10/4/2018 6:44 PM
192	great community	10/4/2018 6:18 PM
193	Educated	10/4/2018 5:34 PM
194	unhurried	10/4/2018 5:13 PM
195	Accessible	10/4/2018 5:04 PM
196	needs sidewalks	10/4/2018 5:03 PM

## Imagine Sharon: Fall Survey

197	diverse	10/4/2018 4:24 PM
198	Expensive	10/4/2018 4:13 PM
199	Excellent schools	10/4/2018 3:49 PM
200	Pleasant	10/4/2018 3:41 PM
201	Community	10/4/2018 3:34 PM
202	Quiet	10/4/2018 2:45 PM
203	Small	10/4/2018 2:14 PM
204	diverse	10/4/2018 2:00 PM
205	Quiet	10/4/2018 1:45 PM
206	Undeveloped	10/4/2018 1:13 PM
207	Community	10/4/2018 12:59 PM
208	quiet	10/4/2018 12:59 PM
209	beautiful	10/4/2018 12:49 PM
210	high property tax	10/4/2018 12:45 PM
211	Safe	10/4/2018 12:34 PM
212	Quaint	10/4/2018 12:33 PM
213	Proximity to work	10/4/2018 12:28 PM
214	Diverse	10/4/2018 12:13 PM
215	Small	10/4/2018 11:52 AM
216	open space	10/4/2018 11:50 AM
217	Family Friendly	10/4/2018 11:35 AM
218	poorly managede	10/4/2018 11:00 AM
219	Quaint	10/4/2018 10:50 AM
220	Small Town USA	10/4/2018 10:47 AM
221	quiet	10/4/2018 10:44 AM
222	fulfilling	10/4/2018 10:43 AM
223	Wasteful spending	10/4/2018 10:43 AM
224	local	10/4/2018 10:39 AM
225	good school system	10/4/2018 10:37 AM
226	Friendly	10/4/2018 10:34 AM
227	Great Schools	10/4/2018 10:31 AM
228	Family-oriented	10/4/2018 9:50 AM
229	kind	10/4/2018 9:49 AM
230	Old	10/4/2018 9:46 AM
231	beautiful	10/4/2018 9:35 AM
232	accepting	10/4/2018 9:29 AM
233	Quiet but active	10/4/2018 9:27 AM
234	Neat	10/4/2018 9:13 AM
235	Popular	10/4/2018 9:13 AM
236	fun	10/4/2018 9:09 AM
237	Safe	10/4/2018 8:38 AM
238	Diverse	10/4/2018 8:22 AM
239	Intelligent	10/4/2018 8:18 AM
240	Neighborly	10/4/2018 8:10 AM
241	Service	10/4/2018 8:05 AM



## Imagine Sharon: Fall Survey

242	Beautfiul	10/4/2018 8:03 AM
243	Diverse	10/4/2018 7:53 AM
244	natural	10/4/2018 7:51 AM
245	Tranquil	10/4/2018 7:44 AM
246	Diversity	10/4/2018 7:44 AM
247	old	10/4/2018 7:24 AM
248	expensive	10/4/2018 7:23 AM
249	Boring	10/4/2018 7:21 AM
250	Safe	10/4/2018 7:13 AM
251	Lake	10/4/2018 7:05 AM
252	Quiet	10/4/2018 7:00 AM
253	eclectic	10/4/2018 6:59 AM
254	People	10/4/2018 6:20 AM
255	expensive	10/4/2018 5:44 AM
256	self-focused	10/4/2018 5:36 AM
257	Welcoming	10/4/2018 4:18 AM
258	Community	10/4/2018 3:46 AM
259	Quiet	10/4/2018 1:17 AM
260	Educated	10/4/2018 12:27 AM
261	good school	10/3/2018 11:49 PM
262	quiet	10/3/2018 11:37 PM
263	Community	10/3/2018 11:34 PM
264	Schools	10/3/2018 11:20 PM
265	Safe	10/3/2018 11:11 PM
266	Safe	10/3/2018 11:02 PM
267	Safe	10/3/2018 10:56 PM
268	Convenient	10/3/2018 10:48 PM
269	Boring	10/3/2018 10:42 PM
270	Narcissistic	10/3/2018 10:41 PM
271	Antiquated	10/3/2018 10:30 PM
272	Natural	10/3/2018 10:28 PM
273	Natural	10/3/2018 10:26 PM
274	Recreational	10/3/2018 10:15 PM
275	nature	10/3/2018 9:54 PM
276	quiet	10/3/2018 9:52 PM
277	Warming	10/3/2018 9:51 PM
278	Friendly	10/3/2018 9:51 PM
279	Location	10/3/2018 9:51 PM
280	high property taxes	10/3/2018 9:44 PM
281	safe	10/3/2018 9:43 PM
282	friendly	10/3/2018 9:38 PM
283	Educated	10/3/2018 9:37 PM
284	Good schools	10/3/2018 9:26 PM
285	Environmental	10/3/2018 9:22 PM
286	Neighbours	10/3/2018 9:19 PM

## Imagine Sharon: Fall Survey

287	Expensive	10/3/2018 9:19 PM
288	Good school system	10/3/2018 9:15 PM
289	Access	10/3/2018 9:15 PM
290	civic-minded	10/3/2018 9:12 PM
291	Smart	10/3/2018 9:12 PM
292	Serene	10/3/2018 9:11 PM
293	Friendly	10/3/2018 9:07 PM
294	nature-filled	10/3/2018 9:01 PM
295	Community	10/3/2018 8:58 PM
296	traffic	10/3/2018 8:55 PM
297	quiet	10/3/2018 8:54 PM
298	liberal	10/3/2018 8:53 PM
299	family	10/3/2018 8:51 PM
300	beautiful	10/3/2018 8:44 PM
301	Low crime	10/3/2018 8:43 PM
302	Small	10/3/2018 8:43 PM
303	focused on education	10/3/2018 8:40 PM
304	Nature	10/3/2018 8:40 PM
305	Residential	10/3/2018 8:38 PM
306	Convenient	10/3/2018 8:38 PM
307	schools	10/3/2018 8:38 PM
308	Residential	10/3/2018 8:33 PM
309	Boring	10/3/2018 8:29 PM
310	Nature	10/3/2018 8:29 PM
311	Diverse	10/3/2018 8:28 PM
312	Safe	10/3/2018 8:26 PM
313	Diverse	10/3/2018 8:24 PM
314	Educated	10/3/2018 8:13 PM
315	safe	10/3/2018 8:11 PM
316	Quite	10/3/2018 8:00 PM
317	Awesome	10/3/2018 8:00 PM
318	Considerate	10/3/2018 7:58 PM
319	Convenient	10/3/2018 7:57 PM
320	home	10/3/2018 7:55 PM
321	Safe	10/3/2018 7:55 PM
322	Outdoorsy	10/3/2018 7:41 PM
323	Safe	10/3/2018 7:38 PM
324	Under developed	10/3/2018 7:27 PM
325	Diversity	10/3/2018 7:23 PM
326	Affluent	10/3/2018 7:19 PM
327	Educated	10/3/2018 7:16 PM
328	Pretty	10/3/2018 7:12 PM
329	conservative	10/3/2018 7:09 PM
330	Diverse	10/3/2018 7:08 PM
331	Safe	10/3/2018 7:06 PM

## Imagine Sharon: Fall Survey

332	Safe	10/3/2018 7:06 PM
333	Welcoming	10/3/2018 7:03 PM
334	Diverse	10/3/2018 7:01 PM
335	Quiet	10/3/2018 6:55 PM
336	Needs business	10/3/2018 6:51 PM
337	Nothing	10/3/2018 6:46 PM
338	rural	10/3/2018 6:45 PM
339	Expensive	10/3/2018 6:43 PM
340	Home	10/3/2018 6:42 PM
341	trees	10/3/2018 6:41 PM
342	willing	10/3/2018 6:40 PM
343	Expensive	10/3/2018 6:39 PM
344	Removed	10/3/2018 6:35 PM
345	Wonderful	10/3/2018 6:35 PM
346	Conservation	10/3/2018 6:35 PM
347	Sheltered	10/3/2018 6:28 PM
348	Singleminded	10/3/2018 6:26 PM
349	quaint	10/3/2018 6:25 PM
350	Convenient	10/3/2018 6:24 PM
351	Diverse	10/3/2018 5:56 PM
352	Beautiful	10/3/2018 5:53 PM
353	Educated	10/3/2018 5:42 PM
354	Peaceful	10/3/2018 5:42 PM
355	Thanks	10/3/2018 5:31 PM
356	Isolated	10/3/2018 5:29 PM
357	Quiet	10/3/2018 5:28 PM
358	Diverse	10/3/2018 5:26 PM
359	schools	10/3/2018 5:21 PM
360	Friendly	10/3/2018 5:18 PM
361	schools	10/3/2018 5:16 PM
362	Non commercial	10/3/2018 5:11 PM
363	Safe	10/3/2018 5:08 PM
364	Expensive	10/3/2018 5:06 PM
365	Competitive	10/3/2018 5:04 PM
366	Quiet	10/3/2018 5:01 PM
367	Schools	10/3/2018 5:01 PM
368	fiscally reckless	10/3/2018 4:54 PM
369	friendly	10/3/2018 4:51 PM
370	Rural	10/3/2018 4:48 PM
371	Growing	10/3/2018 4:47 PM
372	Educated	10/3/2018 4:44 PM
373	Clean	10/3/2018 4:40 PM
374	expensive	10/3/2018 4:36 PM
375	Expensive	10/3/2018 4:32 PM
376	quiet	10/3/2018 4:25 PM

## Imagine Sharon: Fall Survey

377	Safe	10/3/2018 3:58 PM
378	x	10/3/2018 3:51 PM
379	Beautiful	10/3/2018 3:46 PM
380	Diverse	10/3/2018 3:45 PM
381	Active	10/3/2018 3:26 PM
382	expensive	10/3/2018 3:21 PM
383	Expensive	10/3/2018 3:20 PM
384	Housey	10/3/2018 3:16 PM
385	Undeveloped	10/3/2018 3:10 PM
386	Unaffordable	10/3/2018 3:06 PM
387	Boring	10/3/2018 3:05 PM
388	Intelligent	10/3/2018 3:04 PM
389	nature	10/3/2018 2:48 PM
390	Backwards	10/3/2018 2:46 PM
391	Safe	10/3/2018 2:42 PM
392	natural	10/3/2018 2:42 PM
393	diverse	10/3/2018 2:38 PM
394	nice community	10/3/2018 2:37 PM
395	incompetent	10/3/2018 2:36 PM
396	unique	10/3/2018 2:35 PM
397	Small	10/3/2018 2:34 PM
398	Expensive	10/3/2018 2:34 PM
399	welcoming	10/3/2018 2:33 PM
400	Accepting	10/3/2018 2:32 PM
401	nature-filled	10/3/2018 12:43 PM
402	diverse	10/3/2018 11:24 AM
403	Wealthy	10/3/2018 9:07 AM
404	Diverse	10/3/2018 9:06 AM
405	quiet	10/3/2018 8:56 AM
406	Diverse	10/3/2018 8:01 AM
407	Community	10/3/2018 7:44 AM
408	Friendly	10/3/2018 6:34 AM
409	high taxes	10/3/2018 5:56 AM
410	Best ice cream	10/2/2018 8:46 PM
411	Community	10/2/2018 7:48 PM
412	smart	10/2/2018 4:52 PM
413	Vegetated	10/2/2018 3:50 PM
414	Schools	10/2/2018 3:41 PM
415	Green	10/2/2018 3:15 PM
416	peacefull	10/2/2018 12:57 PM
417	Sophisticated	10/1/2018 9:10 PM
418	quiet	10/1/2018 9:05 PM
419	Accepting	10/1/2018 7:04 PM
420	Reputable	10/1/2018 5:32 PM
421	Expensive	10/1/2018 5:17 PM

## Imagine Sharon: Fall Survey

422	small	10/1/2018 3:02 PM
423	Quiet	10/1/2018 2:31 PM
424	strict	10/1/2018 2:31 PM
425	healthy	10/1/2018 2:08 PM
426	diverse	10/1/2018 1:54 PM
427	Quaint	10/1/2018 1:14 PM
428	diverse	10/1/2018 12:49 PM
429	pretty	10/1/2018 11:26 AM
430	convenient	10/1/2018 11:12 AM
431	Safe	10/1/2018 10:42 AM
432	Lake	10/1/2018 10:14 AM
433	diverse	10/1/2018 9:45 AM
434	krabs	10/1/2018 9:28 AM
435	suburban	10/1/2018 9:04 AM
436	Small town feel	10/1/2018 8:39 AM
437	Segregated	10/1/2018 8:13 AM
438	Diverse	10/1/2018 7:56 AM
439	accessible	10/1/2018 7:55 AM
440	diverse	10/1/2018 7:51 AM
441	Beautiful	10/1/2018 6:54 AM
442	diverse	10/1/2018 6:53 AM
443	rural	10/1/2018 6:05 AM
444	diverse	9/30/2018 11:40 PM
445	small	9/30/2018 11:30 PM
446	Beautiful	9/30/2018 11:22 PM
447	Ice cream	9/30/2018 11:07 PM
448	Small	9/30/2018 11:01 PM
449	Hardworking	9/30/2018 10:35 PM
450	Quiet	9/30/2018 10:27 PM
451	Scenic	9/30/2018 10:19 PM
452	High-performing	9/30/2018 10:18 PM
453	successful	9/30/2018 10:17 PM
454	Education-oriented	9/30/2018 10:07 PM
455	Pretty	9/30/2018 9:57 PM
456	Nice	9/30/2018 9:56 PM
457	caring	9/30/2018 9:55 PM
458	Idk	9/30/2018 9:46 PM
459	Diverse	9/30/2018 9:45 PM
460	Quiet	9/30/2018 9:40 PM
461	Education	9/30/2018 9:28 PM
462	community	9/30/2018 9:28 PM
463	Boring	9/30/2018 9:26 PM
464	affluent	9/30/2018 9:26 PM
465	Boring game	9/30/2018 9:26 PM
466	Family	9/30/2018 9:22 PM

## Imagine Sharon: Fall Survey

467	Academically-Gifted	9/30/2018 9:20 PM
468	Nice	9/30/2018 9:13 PM
469	Peaceful	9/30/2018 9:12 PM
470	community	9/30/2018 9:12 PM
471	Home	9/30/2018 9:11 PM
472	Bedroom Community	9/30/2018 8:59 PM
473	Connected	9/30/2018 8:59 PM
474	Special	9/30/2018 8:58 PM
475	Nice	9/30/2018 8:51 PM
476	Competitive	9/30/2018 8:45 PM
477	Uneventful	9/30/2018 8:40 PM
478	Rich	9/30/2018 8:33 PM
479	Community	9/30/2018 8:32 PM
480	small	9/30/2018 8:31 PM
481	Curious	9/30/2018 8:29 PM
482	Nice	9/30/2018 8:26 PM
483	Community	9/30/2018 8:25 PM
484	Photosynthesis	9/30/2018 8:23 PM
485	Academically driven	9/30/2018 8:23 PM
486	Welcoming	9/30/2018 8:20 PM
487	Charming	9/30/2018 8:20 PM
488	Diverse	9/30/2018 8:18 PM
489	Academic	9/30/2018 8:15 PM
490	Small town	9/30/2018 8:14 PM
491	Expensive	9/30/2018 8:13 PM
492	Safe	9/30/2018 8:12 PM
493	Healthy	9/30/2018 8:12 PM
494	historic	9/30/2018 8:12 PM
495	Accepting	9/30/2018 8:11 PM
496	Intelligent	9/30/2018 8:10 PM
497	nature	9/30/2018 8:09 PM
498	Comfortable	9/30/2018 12:15 PM
499	posh	9/30/2018 11:45 AM
500	Diverse	9/30/2018 11:04 AM
501	spenders	9/30/2018 10:02 AM
502	Smart	9/30/2018 9:08 AM
503	Diverse	9/30/2018 7:13 AM
504	Diverse	9/30/2018 12:04 AM
505	Convenient	9/29/2018 8:35 PM
506	safe	9/29/2018 8:16 PM
507	Picturesque	9/29/2018 8:10 PM
508	Good community	9/29/2018 3:38 PM
509	natural	9/29/2018 1:58 PM
510	Safety	9/29/2018 1:41 PM
511	Education	9/29/2018 1:01 PM

## Imagine Sharon: Fall Survey

512	Wooded	9/29/2018 12:59 PM
513	progressive	9/29/2018 11:47 AM
514	Family	9/29/2018 10:12 AM
515	Conscious	9/29/2018 10:00 AM
516	Education-oriented	9/29/2018 10:00 AM
517	Good value	9/29/2018 9:50 AM
518	Religion	9/28/2018 9:59 AM
519	High property taxes	9/27/2018 10:03 PM
520	Nature	9/27/2018 9:53 PM
521	unpretentious	9/27/2018 9:39 PM
522	s	9/27/2018 8:35 PM
523	green	9/27/2018 8:15 PM
524	Excellence	9/27/2018 8:06 PM
525	comfortable	9/27/2018 3:50 PM
526	Picturesque	9/27/2018 12:31 PM
527	Friendly	9/27/2018 10:07 AM
528	Small town	9/27/2018 8:08 AM
529	Community	9/27/2018 6:37 AM
530	Nature	9/26/2018 11:09 PM
531	Residential	9/26/2018 10:54 PM
532	friendly	9/26/2018 10:22 PM
533	Convenient	9/26/2018 9:39 PM
534	Bumpkins	9/26/2018 9:37 PM
535	communtiy	9/26/2018 6:01 PM
536	pleasant	9/26/2018 5:12 PM
537	Safe	9/26/2018 3:32 PM
538	accepting	9/26/2018 2:46 PM
539	Boring	9/26/2018 1:29 PM
540	safe	9/26/2018 1:04 PM
541	boring	9/26/2018 12:38 PM
542	Impractical	9/26/2018 12:35 PM
543	Friendly	9/26/2018 12:28 PM
544	jewish	9/26/2018 12:19 PM
545	Safe	9/26/2018 12:13 PM
546	beautiful land	9/26/2018 11:45 AM
547	beautiful land	9/26/2018 11:35 AM
548	beautiful land	9/26/2018 11:29 AM
549	Great school system	9/26/2018 9:09 AM
550	green	9/26/2018 9:08 AM
551	Beautiful	9/26/2018 8:09 AM
552	inclusive	9/26/2018 7:22 AM
553	organic	9/25/2018 11:28 PM
554	Diversity	9/25/2018 9:50 PM
555	Active	9/25/2018 9:39 PM
556	Welcoming	9/25/2018 9:26 PM

## Imagine Sharon: Fall Survey

557	Progressive	9/25/2018 8:45 PM
558	Outdoors	9/25/2018 8:35 PM
559	diverse	9/25/2018 8:23 PM
560	beautiful	9/25/2018 8:19 PM
561	Good schools	9/25/2018 7:19 PM
562	lack of industry	9/25/2018 6:03 PM
563	Educated	9/25/2018 4:18 PM
564	Culturally diverse	9/25/2018 4:16 PM
565	smart	9/25/2018 3:01 PM
566	Welcoming	9/25/2018 2:52 PM
567	Open spaces	9/25/2018 2:23 PM
568	caring	9/25/2018 1:44 PM
569	Affluent	9/25/2018 1:05 PM
570	peaceful	9/25/2018 12:37 PM
571	safe	9/25/2018 11:42 AM
572	Educated	9/25/2018 11:17 AM
573	Diversity	9/25/2018 10:56 AM
574	Religiously Diverse	9/25/2018 10:50 AM
575	quiet	9/25/2018 10:48 AM
576	welcoming	9/25/2018 10:34 AM
577	caring	9/25/2018 9:36 AM
578	Diverse	9/25/2018 9:35 AM
579	stuck in time	9/25/2018 9:28 AM
580	Diverse	9/25/2018 9:23 AM
581	Active	9/25/2018 9:00 AM
582	Educational	9/25/2018 8:54 AM
583	Quiet	9/25/2018 7:32 AM
584	Family friendly	9/24/2018 11:15 PM
585	taxes	9/24/2018 9:17 PM
586	tolerant	9/24/2018 9:14 PM
587	Quiet	9/24/2018 6:46 PM
588	Naturally beautiful	9/24/2018 4:33 PM
589	Suburban	9/24/2018 4:16 PM
590	Falling apart	9/24/2018 3:56 PM
591	education	9/24/2018 11:55 AM
592	affluent	9/24/2018 11:48 AM
593	beautiful	9/24/2018 11:25 AM
594	Private	9/24/2018 11:08 AM
595	Well-educated	9/24/2018 10:24 AM
596	Boring :)	9/24/2018 10:17 AM
597	expensive	9/24/2018 10:02 AM
598	Natural	9/24/2018 9:50 AM
599	schools	9/24/2018 9:42 AM
600	Arts	9/24/2018 8:34 AM
601	Safe	9/24/2018 8:18 AM



## Imagine Sharon: Fall Survey

602	quiet	9/24/2018 8:01 AM
603	Educated	9/24/2018 7:56 AM
604	Regulated	9/24/2018 7:49 AM
605	Space	9/23/2018 10:53 PM
606	Diverse	9/23/2018 10:40 PM
607	community	9/23/2018 10:21 PM
608	Family	9/23/2018 9:44 PM
609	Suburbs	9/23/2018 9:19 PM
610	Peaceful	9/23/2018 8:34 PM
611	Diverse	9/23/2018 8:02 PM
612	Growing	9/23/2018 7:50 PM
613	Commercial dev	9/23/2018 6:39 PM
614	quiet	9/23/2018 5:58 PM
615	Diverse	9/23/2018 5:25 PM
616	community	9/23/2018 3:50 PM
617	Busy	9/23/2018 3:25 PM
618	Changing	9/23/2018 3:02 PM
619	accepting	9/23/2018 2:59 PM
620	open space	9/23/2018 1:57 PM
621	welcoming	9/23/2018 1:49 PM
622	Diverse	9/23/2018 1:12 PM
623	unique	9/23/2018 12:49 PM
624	Natural	9/23/2018 12:48 PM
625	Location	9/23/2018 12:30 PM
626	Small	9/23/2018 12:26 PM
627	Boring	9/23/2018 12:04 PM
628	Expensive	9/23/2018 12:00 PM
629	High tax rate	9/23/2018 11:45 AM
630	Diversity	9/23/2018 11:33 AM
631	C	9/23/2018 11:29 AM
632	Peaceful	9/23/2018 11:21 AM
633	small	9/23/2018 11:16 AM
634	not a lot going on	9/23/2018 10:44 AM
635	expensive	9/23/2018 10:32 AM
636	Community	9/23/2018 10:24 AM
637	Respect	9/23/2018 10:11 AM
638	Smart	9/23/2018 10:08 AM
639	Boring	9/23/2018 10:03 AM
640	beautiful	9/23/2018 9:39 AM
641	Septic	9/23/2018 9:35 AM
642	Jewish	9/23/2018 9:27 AM
643	Lake	9/23/2018 9:25 AM
644	Jewish	9/23/2018 9:20 AM
645	Inclusive	9/23/2018 9:18 AM
646	Community	9/23/2018 9:14 AM

## Imagine Sharon: Fall Survey

647	xxx	9/23/2018 8:54 AM
648	Wooded	9/23/2018 8:49 AM
649	Scenic	9/23/2018 8:48 AM
650	Religion	9/23/2018 8:43 AM
651	diverse	9/23/2018 8:39 AM
652	Pretty	9/23/2018 8:37 AM
653	Liberal	9/23/2018 8:31 AM
654	Good school district	9/23/2018 8:28 AM
655	Minuscule	9/23/2018 8:14 AM
656	Education	9/23/2018 7:57 AM
657	Friendly	9/23/2018 7:51 AM
658	Diverse	9/23/2018 7:37 AM
659	Neighborly	9/23/2018 7:35 AM
660	Natural	9/23/2018 7:15 AM
661	Small	9/23/2018 7:09 AM
662	safe	9/23/2018 7:00 AM
663	Trying	9/23/2018 7:00 AM
664	Quiet	9/23/2018 6:35 AM
665	expensive	9/23/2018 6:22 AM
666	Taxes	9/23/2018 6:18 AM
667	Beautiful	9/23/2018 4:51 AM
668	Peaceful	9/23/2018 2:00 AM
669	Taxes	9/23/2018 12:59 AM
670	Schools	9/23/2018 12:58 AM
671	Safe	9/22/2018 8:15 PM
672	Safe	9/22/2018 2:01 PM
673	Cozy	9/21/2018 8:59 PM
674	Great Schools	9/21/2018 7:31 PM
675	educated	9/21/2018 4:54 PM
676	boring	9/20/2018 9:23 PM
677	behind	9/20/2018 6:59 PM
678	inclusive	9/20/2018 3:26 PM
679	Community	9/20/2018 12:59 PM
680	Diverse	9/19/2018 7:26 PM
681	Quiet	9/19/2018 7:25 PM
682	Picturesque	9/19/2018 4:31 PM
683	Clean	9/19/2018 4:26 PM
684	warm	9/19/2018 3:47 PM
685	Diverse	9/19/2018 11:55 AM
686	Short sighted	9/18/2018 9:34 PM
687	Safe	9/18/2018 8:34 PM
688	Caring	9/18/2018 7:44 PM
689	Community	9/18/2018 7:33 PM
690	Beautiful	9/18/2018 7:29 PM
691	Scenic	9/18/2018 7:01 PM

## Imagine Sharon: Fall Survey

692	peaceful	9/18/2018 6:35 PM
693	Education	9/18/2018 6:31 PM
694	Diversity	9/18/2018 5:19 PM
695	Sustainable	9/18/2018 3:48 PM
696	Friendly	9/18/2018 3:21 PM
697	Beautiful	9/18/2018 1:56 PM
698	Intelligent	9/18/2018 1:05 PM
699	Location	9/18/2018 12:32 PM
700	Diverse	9/18/2018 11:26 AM
701	demanding	9/18/2018 11:10 AM
702	Forest	9/18/2018 9:19 AM
703	diverse	9/18/2018 8:32 AM
704	trains	9/17/2018 9:35 PM
705	educated	9/17/2018 9:02 PM
706	Trees	9/17/2018 9:00 PM
707	Adventurous	9/17/2018 4:55 PM
708	entitled	9/17/2018 4:09 PM
709	Quiet	9/17/2018 12:34 PM
710	Farms	9/17/2018 11:49 AM
711	Great Location	9/17/2018 11:44 AM
712	Quiet	9/17/2018 11:19 AM
713	Farm	9/17/2018 11:11 AM
714	Jewish	9/17/2018 8:51 AM
715	Education	9/17/2018 7:51 AM
716	diverse	9/17/2018 7:41 AM
717	Well-located	9/16/2018 9:34 PM
718	Uptight	9/16/2018 9:17 PM
719	Beautiful	9/16/2018 8:00 PM
720	pretty	9/16/2018 7:24 PM
721	educated	9/16/2018 3:45 PM
722	Friendly	9/16/2018 3:08 PM
723	natural	9/16/2018 2:21 PM
724	Community focused	9/16/2018 12:58 PM
725	convnient	9/16/2018 11:17 AM
726	Good location	9/16/2018 7:19 AM
727	Train friendly	9/16/2018 6:59 AM
728	Educated	9/15/2018 10:23 PM
729	Open Space	9/15/2018 8:18 PM
730	Traffic	9/15/2018 8:10 PM
731	Rundown trainstation	9/15/2018 7:51 PM
732	Low facilites	9/15/2018 7:45 PM
733	Education	9/15/2018 6:39 PM
734	Educated	9/15/2018 4:06 PM
735	Diverse	9/15/2018 3:30 PM
736	Education	9/15/2018 3:15 PM

## Imagine Sharon: Fall Survey

737	Happy	9/15/2018 10:36 AM
738	Non athletic	9/15/2018 10:20 AM
739	Political	9/15/2018 9:46 AM
740	Active	9/15/2018 9:21 AM
741	families	9/15/2018 8:50 AM
742	Train Connection	9/15/2018 7:27 AM
743	Nature	9/15/2018 7:18 AM
744	Open	9/14/2018 10:50 PM
745	Good Schools	9/14/2018 10:42 PM
746	home	9/14/2018 10:24 PM
747	diverse	9/14/2018 10:13 PM
748	Engaged	9/14/2018 9:47 PM
749	Family-Friendly	9/14/2018 8:48 PM
750	natural	9/14/2018 8:16 PM
751	Engaged	9/14/2018 7:49 PM
752	Multicultural	9/14/2018 6:54 PM
753	Peaceful	9/14/2018 5:49 PM
754	Retail-desert	9/14/2018 5:34 PM
755	diverse	9/14/2018 5:33 PM
756	Education	9/14/2018 5:14 PM
757	Diverse	9/14/2018 3:47 PM
758	Peaceful	9/14/2018 3:43 PM
759	Mellow	9/14/2018 3:24 PM
760	Clean	9/14/2018 2:17 PM
761	Friendly	9/14/2018 2:07 PM
762	Taxes	9/14/2018 2:05 PM
763	Safe	9/14/2018 1:49 PM
764	Location	9/14/2018 1:27 PM
765	Accepting	9/14/2018 1:07 PM
766	boston	9/14/2018 1:04 PM
767	Opinionated	9/14/2018 12:53 PM
768	Welcoming	9/14/2018 12:45 PM
769	Pretty	9/14/2018 12:40 PM
770	expensive	9/14/2018 12:40 PM
771	good location	9/14/2018 12:36 PM
772	Caring about schools	9/14/2018 12:34 PM
773	FRIENDLY	9/14/2018 12:32 PM
774	Community	9/14/2018 12:32 PM
775	Community	9/14/2018 12:28 PM
776	Diversity	9/14/2018 12:26 PM
777	Community	9/14/2018 12:26 PM
778	too expensive taxes	9/14/2018 12:19 PM
779	proud	9/14/2018 12:17 PM
780	Supportive	9/14/2018 12:17 PM
781	Backward	9/14/2018 12:15 PM

## Imagine Sharon: Fall Survey

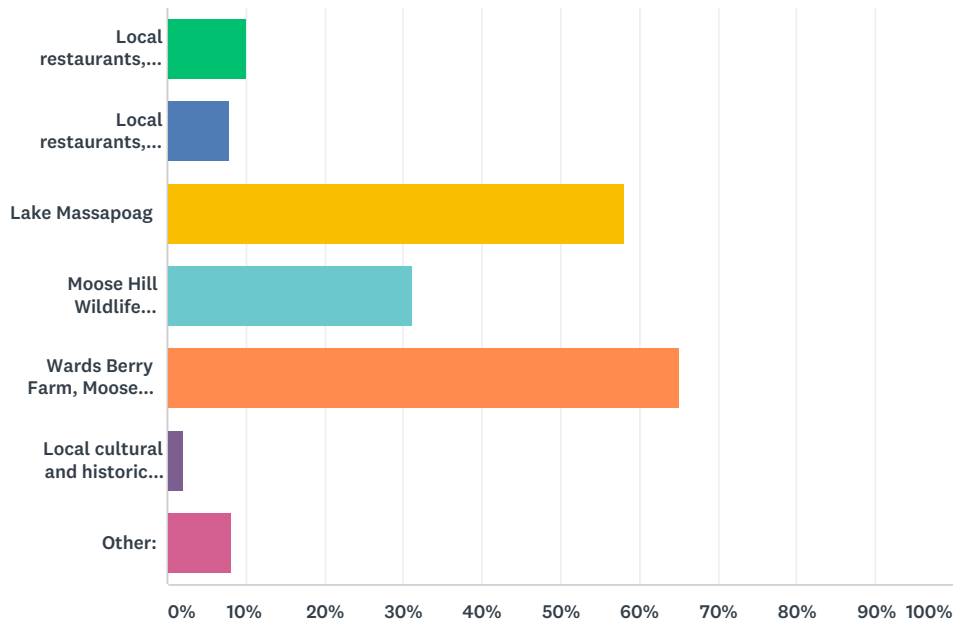
782	Educated	9/14/2018 12:14 PM
783	Diverse	9/14/2018 12:14 PM
784	Inclusive	9/14/2018 12:08 PM
785	Nature	9/14/2018 12:08 PM
786	Supportive	9/14/2018 12:07 PM
787	Undeveloped	9/14/2018 12:04 PM
788	Expensive	9/14/2018 12:02 PM
789	Friendly	9/14/2018 11:51 AM
790	Safe	9/14/2018 11:46 AM
791	Room for improvement	9/14/2018 11:43 AM
792	Natural	9/14/2018 11:43 AM
793	Natural	9/14/2018 11:40 AM
794	Beautiful	9/14/2018 11:40 AM
795	Suburban	9/14/2018 11:39 AM
796	Lake	9/14/2018 11:33 AM
797	Picturesque	9/14/2018 11:33 AM
798	Small	9/14/2018 11:32 AM
799	Passionate	9/14/2018 11:30 AM
800	Clean	9/14/2018 11:27 AM
801	schools	9/14/2018 11:24 AM
802	Pretty	9/14/2018 11:21 AM
803	hiking trails	9/14/2018 11:17 AM
804	Excellent education	9/14/2018 8:30 AM
805	accessible	9/14/2018 8:13 AM
806	Inclusive	9/14/2018 7:15 AM
807	Expensive	9/13/2018 11:18 PM
808	Respectful	9/13/2018 10:47 PM
809	Generous	9/13/2018 10:25 PM
810	Nuts	9/13/2018 9:58 PM
811	Nature	9/13/2018 9:50 PM
812	Cultured	9/13/2018 9:40 PM
813	natural beauty	9/13/2018 9:29 PM
814	?	9/13/2018 8:48 PM
815	Educated	9/13/2018 7:13 PM
816	Beautiful	9/13/2018 5:45 PM
817	green	9/13/2018 5:38 PM
818	Diverse	9/13/2018 5:27 PM
819	Friendly	9/13/2018 4:52 PM
820	quiet	9/13/2018 4:46 PM
821	diverse	9/13/2018 4:19 PM
822	Diverse	9/13/2018 4:00 PM
823	Bedroom community	9/13/2018 3:49 PM
824	Diverse	9/13/2018 2:52 PM
825	trees	9/13/2018 2:36 PM
826	Accessible	9/13/2018 2:10 PM

## Imagine Sharon: Fall Survey

827	Education	9/13/2018 1:30 PM
828	Education	9/13/2018 1:22 PM
829	Educated	9/13/2018 1:20 PM
830	friendly	9/13/2018 1:13 PM
831	Expensive	9/13/2018 1:06 PM
832	safe	9/13/2018 1:03 PM
833	potential	9/13/2018 12:59 PM
834	Taxes!	9/13/2018 12:49 PM
835	Isolated	9/13/2018 12:38 PM
836	Midpoint	9/13/2018 12:17 PM
837	expensive	9/13/2018 11:17 AM
838	Good schools	9/13/2018 11:15 AM
839	Scenic	9/13/2018 11:02 AM
840	Peaceful	9/13/2018 11:00 AM

## Q2 Where do you take visitors when they come to Sharon? (Select up to 2)

Answered: 840 Skipped: 0



ANSWER CHOICES		RESPONSES	
Local restaurants, shops, and services in the center of town (also known as Post Office Square)		10.00%	84
Local restaurants, shops, and services outside of Post Office Square		7.98%	67
Lake Massapoag		58.21%	489
Moose Hill Wildlife Sanctuary, Borderland State Park, or other parks and trails		31.19%	262
Wards Berry Farm, Moose Hill Farm, or Crescent Ridge Dairy		65.12%	547
Local cultural and historic sites		2.14%	18
Other:		8.10%	68
Total Respondents: 840			

#	OTHER:	DATE
1	Sharon Adult Center/Community Center	10/22/2018 2:41 PM
2	our farm	10/22/2018 11:51 AM
3	Close to everything	10/22/2018 6:21 AM
4	Usually places outside of Sharon	10/17/2018 11:11 PM
5	boston	10/17/2018 2:31 PM
6	Boston	10/17/2018 2:08 PM
7	Out of tow	10/13/2018 5:01 PM
8	none-town lacks enough business enterprises to utilize	10/8/2018 10:14 AM
9	Playground & Community Center	10/5/2018 7:30 PM
10	First Baptist Church	10/5/2018 6:31 PM
11	to our out landscaped play area	10/5/2018 2:46 PM
12	around MA	10/4/2018 8:54 PM

## Imagine Sharon: Fall Survey

13	Gillette Stadium	10/4/2018 5:03 PM
14	Haven't	10/4/2018 12:28 PM
15	Border Land State Park, Crescent ridge and out of town	10/4/2018 10:47 AM
16	Outside of town	10/4/2018 10:43 AM
17	Crescent Ridge	10/4/2018 9:50 AM
18	Out of town	10/3/2018 11:11 PM
19	We need more places to go.	10/3/2018 9:51 PM
20	synagogue	10/3/2018 9:43 PM
21	No where it's not much to see and do here and everything closes early	10/3/2018 9:15 PM
22	C ridge	10/3/2018 7:57 PM
23	Easton town center	10/3/2018 7:27 PM
24	Alice's	10/3/2018 7:12 PM
25	Gillette stadium	10/3/2018 6:51 PM
26	My Home	10/3/2018 5:42 PM
27	Other	10/3/2018 5:31 PM
28	Our yard	10/3/2018 5:21 PM
29	Restaurants and attractions outside of town where there is more variety	10/3/2018 5:04 PM
30	Sharon Country Club	10/3/2018 3:06 PM
31	Borderland	10/3/2018 2:33 PM
32	cobbs corner	10/2/2018 4:52 PM
33	A drive through tour of Sharon	10/1/2018 8:13 AM
34	into nearby towns for dinner and cultural and historical sites	10/1/2018 6:05 AM
35	to gillete stadium or Boston	9/30/2018 9:26 PM
36	Zadie's Market	9/26/2018 10:54 PM
37	Boston and its surroundings	9/26/2018 5:12 PM
38	Lake, Massapoag, ocean beaches, Boston highlights	9/26/2018 12:35 PM
39	Boston	9/25/2018 7:19 PM
40	The library	9/25/2018 2:23 PM
41	the library	9/25/2018 10:34 AM
42	the Town Hall	9/25/2018 9:36 AM
43	none.	9/25/2018 9:28 AM
44	restaurants in surrounding town for more of a variety	9/24/2018 11:55 AM
45	places outside of here	9/23/2018 2:59 PM
46	nowhere	9/23/2018 8:54 AM
47	There is nothing here	9/23/2018 8:31 AM
48	Outside Sharon	9/23/2018 8:28 AM
49	Ames State Park	9/20/2018 6:59 PM
50	borderland park, not a lot of attractions	9/17/2018 9:35 PM
51	Borderland Park	9/17/2018 9:02 PM
52	hiking in the woods near my home	9/17/2018 9:00 PM
53	Synagogue	9/16/2018 3:08 PM
54	Boston	9/16/2018 7:19 AM
55	Fuller Museum	9/15/2018 3:30 PM
56	high school theater productions	9/15/2018 8:50 AM
57	tour of town	9/14/2018 10:24 PM

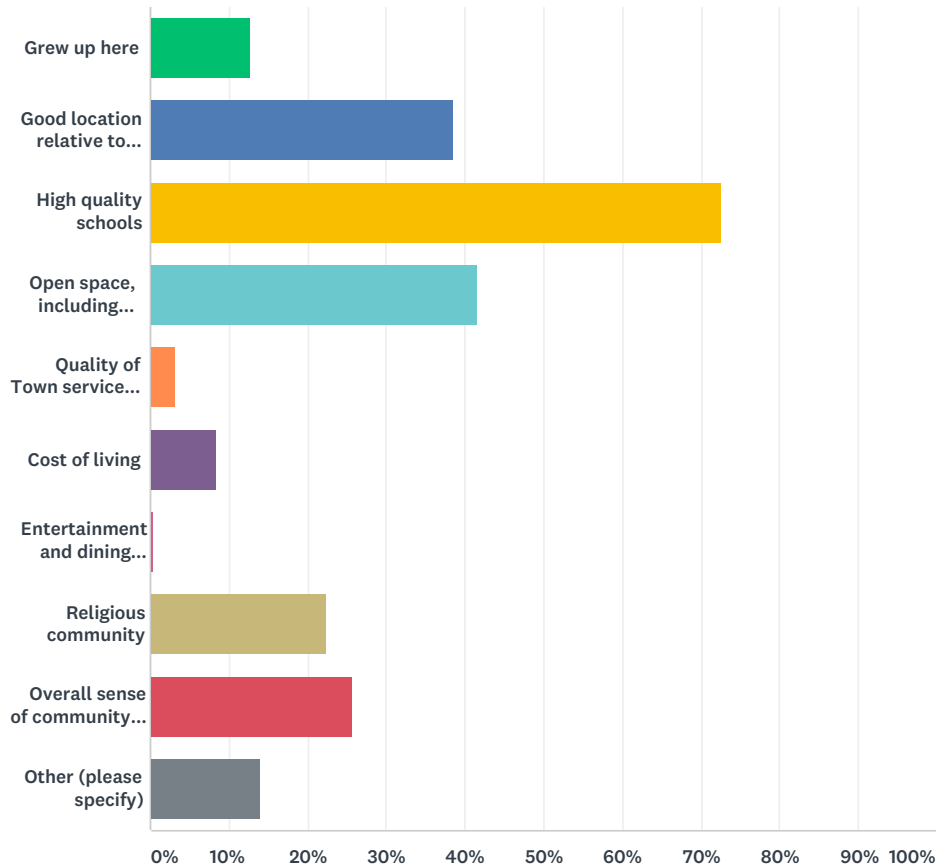


## Imagine Sharon: Fall Survey

58	Destinations outside Sharon (Boston, Providence, south coast...)	9/14/2018 10:13 PM
59	Education	9/14/2018 5:14 PM
60	boston	9/14/2018 1:04 PM
61	Local restaurants outside of Sharon	9/14/2018 11:39 AM
62	Gillette Stadium area	9/14/2018 8:30 AM
63	Sharon High School	9/13/2018 9:40 PM
64	boston	9/13/2018 9:29 PM
65	Other towns	9/13/2018 8:48 PM
66	Private property	9/13/2018 7:13 PM
67	My house	9/13/2018 5:27 PM
68	Boston	9/13/2018 12:17 PM

### Q3 Why did you choose Sharon to live or work? (Select up to 3)

Answered: 840 Skipped: 0



ANSWER CHOICES		RESPONSES	
Grew up here		12.86%	108
Good location relative to work, shopping, dining, and recreation		38.45%	323
High quality schools		72.50%	609
Open space, including lakes, ponds, trails, and parks		41.67%	350
Quality of Town services (such as public facilities, social and senior services, and health programs)		3.10%	26
Cost of living		8.33%	70
Entertainment and dining options available in Sharon		0.36%	3
Religious community		22.38%	188
Overall sense of community and character of the town		25.71%	216
Other (please specify)		14.05%	118
Total Respondents: 840			

#	OTHER (PLEASE SPECIFY)	DATE
1	safety	10/19/2018 11:10 AM
2	Couldn't find better combo of location, open space, quality schools, services	10/19/2018 10:51 AM
3	Amount of moderately priced homes (at the time)	10/19/2018 9:53 AM

## Imagine Sharon: Fall Survey

4	Easy commute to boston	10/19/2018 7:46 AM
5	close to our church in Stoughton, St James Parish	10/18/2018 10:44 AM
6	new homes	10/17/2018 3:33 PM
7	natural resources	10/17/2018 2:31 PM
8	commuting into Boston	10/16/2018 11:20 AM
9	close to Easton (where my Mom is located)	10/15/2018 9:18 PM
10	Train station, with short commute to Back Bay	10/15/2018 5:59 PM
11	Public Transit to Boston on commuter rail	10/15/2018 11:47 AM
12	Easy commute into Boston via commuter rail	10/13/2018 5:19 PM
13	Commute to Boston	10/13/2018 5:01 PM
14	Relatives live in area	10/13/2018 12:27 PM
15	Convenient train commute and diverse community	10/12/2018 5:32 PM
16	we have lived in Sharon 45 years and we moved here for the Orthodox Jewish community which we helped to start and for location, between Providence and Boston and fo	10/12/2018 4:42 PM
17	Close to the train	10/12/2018 10:37 AM
18	Diversified and engaging community.	10/11/2018 6:04 PM
19	High quality schools that put too much pressure on kids	10/11/2018 1:16 PM
20	Halfway between Boston and Providence	10/8/2018 5:36 PM
21	I thought the diversity would be actual, and people would be kind. Very disappointed in the reality!	10/7/2018 1:59 PM
22	Proximity to Boston	10/5/2018 6:31 PM
23	at the time (over 40 years) train to work in Boston	10/5/2018 2:46 PM
24	Family already lived here	10/5/2018 10:57 AM
25	Access to commuter rail	10/5/2018 7:44 AM
26	commuting ease	10/4/2018 8:54 PM
27	train station	10/4/2018 8:19 PM
28	commuter train - distance to Boston	10/4/2018 6:18 PM
29	close to family	10/4/2018 5:03 PM
30	MBTA line	10/4/2018 4:24 PM
31	Close to the train	10/4/2018 1:13 PM
32	On commuter line	10/4/2018 12:59 PM
33	Dog Park	10/4/2018 12:33 PM
34	The school system	10/4/2018 12:28 PM
35	Diversity	10/4/2018 10:31 AM
36	joined partner	10/4/2018 9:35 AM
37	train service into boston	10/4/2018 9:29 AM
38	Family live here	10/4/2018 8:38 AM
39	Commuter Rail	10/4/2018 7:44 AM
40	quiet residential town	10/4/2018 7:23 AM
41	Living on lake	10/4/2018 7:21 AM
42	we had friends in the community	10/4/2018 6:59 AM
43	Near family	10/3/2018 6:51 PM
44	train stattion	10/3/2018 6:45 PM
45	ease of commuting to Boston	10/3/2018 6:43 PM
46	train	10/3/2018 6:40 PM
47	I grew up here and never left. Been here 59 years!	10/3/2018 6:28 PM

## Imagine Sharon: Fall Survey

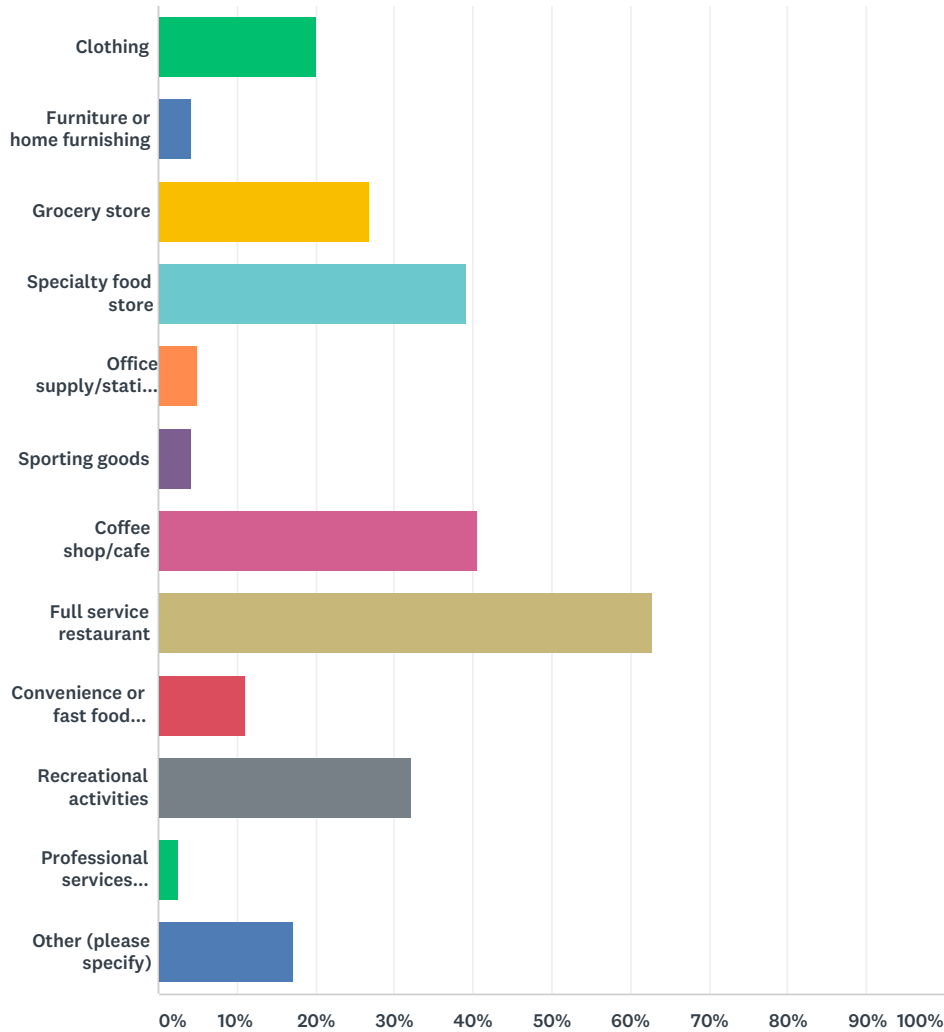
48	Safe community	10/3/2018 5:28 PM
49	My brother moved here, so we did, and then he left	10/3/2018 5:11 PM
50	Commuter rail	10/3/2018 3:16 PM
51	79 years of age and still paying for Schools	10/3/2018 3:06 PM
52	Safe (many people still leave their doors unlocked!)	10/3/2018 2:42 PM
53	Wife grew up here	10/3/2018 2:33 PM
54	Strong UU church community	10/2/2018 8:46 PM
55	Located along MBTA Commuter rail	10/1/2018 1:54 PM
56	Town employee	10/1/2018 10:42 AM
57	proximity to family	10/1/2018 7:51 AM
58	diversity compared to other towns	10/1/2018 6:05 AM
59	Parents moved here, I didn't have much choice in the matter	9/30/2018 9:26 PM
60	friends lived here	9/30/2018 10:02 AM
61	Homes with wooded lots	9/29/2018 8:10 PM
62	1 acre lots	9/29/2018 11:47 AM
63	Parents and employment	9/29/2018 10:12 AM
64	Lower crime rate	9/28/2018 9:59 AM
65	Found house we liked an bought.	9/26/2018 9:39 PM
66	good location for work, not for dining or recreation	9/26/2018 5:12 PM
67	diversity	9/25/2018 3:01 PM
68	The library	9/25/2018 2:23 PM
69	have family here	9/25/2018 12:37 PM
70	Commuter rail	9/25/2018 10:56 AM
71	great opportunity	9/25/2018 9:36 AM
72	easy commute to work	9/25/2018 9:28 AM
73	Safe	9/24/2018 3:56 PM
74	Friends who live here.	9/24/2018 11:55 AM
75	Convenient commuter rail	9/24/2018 7:49 AM
76	Train	9/23/2018 8:02 PM
77	Equidistant to Boston and Providence with train to both.	9/23/2018 3:02 PM
78	My parents made me live here	9/23/2018 12:04 PM
79	racial diversity	9/23/2018 11:16 AM
80	Commuter rail connection to Boston & Providence	9/21/2018 7:31 PM
81	Environmental quality	9/20/2018 6:59 PM
82	Beach	9/18/2018 11:26 AM
83	work here because it is in a good geographic area	9/18/2018 11:10 AM
84	Train Station	9/18/2018 8:32 AM
85	It is a safe community	9/17/2018 9:00 PM
86	Extended family	9/16/2018 9:17 PM
87	Train access to Boston	9/16/2018 8:00 PM
88	We found the right house at a good price.	9/16/2018 11:17 AM
89	Commuter Rail	9/15/2018 7:51 PM
90	Commuter Rail	9/15/2018 7:45 PM
91	Schools	9/15/2018 4:06 PM
92	Near my work and on train line	9/15/2018 3:30 PM

## Imagine Sharon: Fall Survey

93	Proximity to Train Station	9/14/2018 8:48 PM
94	Family	9/14/2018 5:34 PM
95	Importance of the diversity in the population	9/14/2018 1:27 PM
96	sense of community is being lost	9/14/2018 12:36 PM
97	Commuter rail to Boston	9/14/2018 12:32 PM
98	Commute time to Boston via commuter rail	9/14/2018 12:28 PM
99	My grandchildren live in Canton at Cobbs Corner	9/14/2018 12:26 PM
100	Close to the train	9/14/2018 12:26 PM
101	the sense of community has decreased	9/14/2018 12:19 PM
102	Family nearby	9/14/2018 12:15 PM
103	Diversity of people	9/14/2018 12:14 PM
104	Racial Diversity	9/14/2018 12:08 PM
105	Found a house we liked.	9/14/2018 11:39 AM
106	Location adder: Commuter Rail	9/14/2018 11:33 AM
107	My wife made me	9/14/2018 11:24 AM
108	wife grew up here	9/14/2018 11:17 AM
109	Disability accessible public transit	9/14/2018 7:15 AM
110	Commute to Boston	9/13/2018 9:50 PM
111	The award winning Sharon High School Theatre Company	9/13/2018 9:40 PM
112	diversity	9/13/2018 9:29 PM
113	Commuter train	9/13/2018 4:52 PM
114	I saw a story about Sharon on Chronicle and knew I wanted to live here.	9/13/2018 1:30 PM
115	I saw a story about Sharon on Chronicle, and knew I wanted to live here.	9/13/2018 1:22 PM
116	Commuter rail	9/13/2018 12:38 PM
117	relative location relative to family and friends	9/13/2018 11:17 AM
118	Commuter rail	9/13/2018 11:02 AM

## Q5 Which types of new stores or businesses would attract you to visit and shop in Sharon more often? (Select up to 3)

Answered: 731 Skipped: 109



ANSWER CHOICES	RESPONSES	
Clothing	20.11%	147
Furniture or home furnishing	4.10%	30
Grocery store	26.68%	195
Specialty food store	39.12%	286
Office supply/stationary	5.06%	37
Sporting goods	4.24%	31
Coffee shop/cafe	40.63%	297
Full service restaurant	62.79%	459
Convenience or fast food restaurant	11.08%	81
Recreational activities	32.28%	236
Professional services (lawyer, realtor, etc.)	2.46%	18

## Imagine Sharon: Fall Survey

Other (please specify)		17.10%	125
Total Respondents: 731			
#	OTHER (PLEASE SPECIFY)	DATE	
1	Brewery, live music	10/22/2018 8:48 AM	
2	LGBTQ youth center	10/20/2018 2:03 PM	
3	Apple store, bjs, whole foods,	10/19/2018 7:54 AM	
4	A local pizza shop that delivers	10/17/2018 3:01 PM	
5	fix center of town traffic	10/17/2018 2:36 PM	
6	Board game/hobby store	10/17/2018 1:45 PM	
7	Kosher restaurant	10/16/2018 1:47 PM	
8	kosher restaurant	10/16/2018 11:23 AM	
9	brewery	10/15/2018 11:00 AM	
10	Kosher	10/13/2018 8:55 PM	
11	Target or walmart	10/13/2018 2:31 PM	
12	Kosher pizza restaurant	10/12/2018 4:46 PM	
13	Light industry, tech (lots of professionals live here).	10/12/2018 12:45 PM	
14	Medical	10/12/2018 12:42 PM	
15	Gallery and craft store	10/12/2018 10:57 AM	
16	Artisanal gift/craft shop	10/12/2018 9:13 AM	
17	Kosher restaurant	10/12/2018 8:13 AM	
18	We need a comprehensive Main Street that allows for a walking / go out location in middle of town. Now we don't have continuity in our main area of Sharon. A restaurant here or a bank there and a post office close. But i wish there was a real nice downtown for restaurants and shops that is nicer and more upscale.	10/11/2018 10:16 PM	
19	none in particular	10/11/2018 2:55 PM	
20	movie theater, food co-op, gift/art shops	10/10/2018 9:59 PM	
21	Electronics	10/9/2018 9:21 AM	
22	Hardware	10/8/2018 5:56 PM	
23	recreational marijuana	10/7/2018 5:41 PM	
24	None. Once that stupid mall goes in, if ever, there will be more than enough commerce and trash.	10/7/2018 2:02 PM	
25	Boutiques	10/6/2018 6:25 AM	
26	high quality artistic events	10/5/2018 4:20 PM	
27	Sharon needs something to off set these taxes that are making it unaffordable to live here	10/5/2018 6:35 AM	
28	Starbucks (with a drive thru!)	10/4/2018 11:14 PM	
29	small stores in town center such as a Country store	10/4/2018 9:25 PM	
30	kosher restaurant	10/4/2018 5:07 PM	
31	Marijuana dispensary	10/4/2018 2:47 PM	
32	Hardware store	10/4/2018 1:46 PM	
33	Movie theater - miss the old one; nail parlors	10/4/2018 12:37 PM	
34	Trader Joes, Quality Independant Restaurants, Yoga	10/4/2018 10:54 AM	
35	Large box stores	10/4/2018 10:45 AM	
36	a good pub!	10/4/2018 9:50 AM	
37	Hardware	10/4/2018 8:10 AM	
38	movie theatre	10/4/2018 5:48 AM	
39	trader joes	10/4/2018 5:45 AM	

## Imagine Sharon: Fall Survey

40	Speciality gift shops	10/3/2018 10:46 PM
41	Bakery	10/3/2018 9:42 PM
42	Roller skate or skate board park, evening party location nothing wild something for the kids.	10/3/2018 9:22 PM
43	Good neighborhood bar	10/3/2018 9:14 PM
44	Kosher restaurant	10/3/2018 9:00 PM
45	recreational marijuana	10/3/2018 8:58 PM
46	Target	10/3/2018 7:16 PM
47	Movie Theater	10/3/2018 7:07 PM
48	Kosher restaurant	10/3/2018 6:57 PM
49	Night club with music	10/3/2018 6:48 PM
50	Nothing	10/3/2018 5:32 PM
51	Family restaurant	10/3/2018 5:31 PM
52	A newsagent; remember Mackay's? There is nowhere in the center to do anything other than haircuts, nails, dry cleaning, some food.	10/3/2018 5:14 PM
53	Bar	10/3/2018 3:23 PM
54	kosher cafe	10/3/2018 2:50 PM
55	We already have all these things; we need to preserve nature, not open additional businesses!	10/3/2018 2:48 PM
56	kosher food options	10/3/2018 5:59 AM
57	No new stores or biz	10/2/2018 8:50 PM
58	we have plenty	10/1/2018 11:14 AM
59	College or educational facility	10/1/2018 10:45 AM
60	Small group Fitness	10/1/2018 8:16 AM
61	Swimming Pool	9/30/2018 10:22 PM
62	fast food healthy restaurants, like Cava and Be Good	9/30/2018 10:02 PM
63	Something for nerds, a GameStop, comic book store, something like that	9/30/2018 9:29 PM
64	Costco, Trader Joe's	9/30/2018 8:36 PM
65	Dance Store	9/30/2018 8:19 PM
66	Bookstore	9/30/2018 8:13 PM
67	swimming pool	9/30/2018 8:12 PM
68	Also, why not incubators or small office parks? Light footprint, generates taxes.	9/27/2018 9:48 PM
69	None of the above	9/27/2018 8:18 PM
70	Kosher resteraunt, kosher pizza, kosher Chinese, kosher meat shop	9/26/2018 10:56 PM
71	Kosher establishment	9/26/2018 10:27 PM
72	a downtown that is organized	9/26/2018 6:03 PM
73	Department store (ie. Target, Walmart)	9/26/2018 1:34 PM
74	Any. We need industry on Sharon land to help defray taxes!!	9/26/2018 12:40 PM
75	kosher restaurants	9/26/2018 12:22 PM
76	kosher restaurant	9/26/2018 12:19 PM
77	Trader Joe's or something similar	9/26/2018 11:45 AM
78	Trader Joe's or something similar	9/26/2018 11:40 AM
79	Trader Joe's or something similar	9/26/2018 11:34 AM
80	Hospital	9/26/2018 9:14 AM
81	Kosher restaurant	9/25/2018 11:34 PM
82	Target	9/25/2018 9:42 PM
83	Bookstore	9/25/2018 3:05 PM

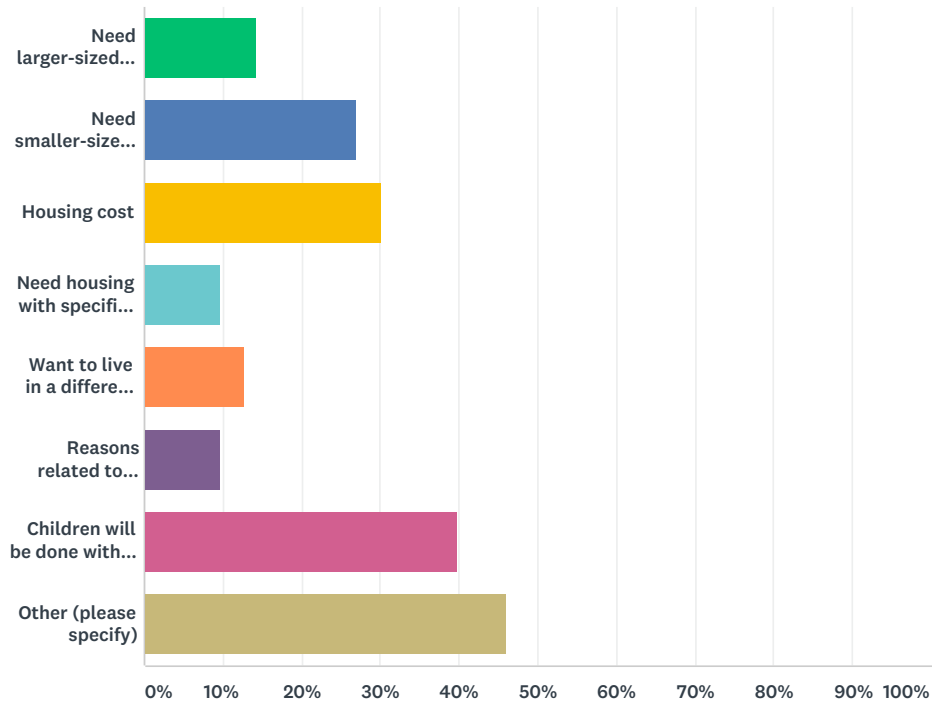


## Imagine Sharon: Fall Survey

84	A gym would be fabulous, as well as a nicer grocery store.	9/25/2018 11:45 AM
85	Full service health care facility	9/25/2018 9:38 AM
86	having a Target store will be awesome along with whole foods	9/25/2018 9:33 AM
87	Gift, card or flower shop	9/24/2018 11:21 PM
88	A "General Store"	9/24/2018 9:19 PM
89	Target	9/24/2018 12:01 PM
90	We don't need more stores	9/24/2018 11:12 AM
91	Kosher restaurant	9/23/2018 3:15 PM
92	research labs	9/23/2018 2:00 PM
93	Aldi	9/23/2018 1:59 PM
94	Kosher restaurant	9/23/2018 10:15 AM
95	Bakery	9/23/2018 8:56 AM
96	We don't need any of these.	9/23/2018 8:42 AM
97	None	9/23/2018 8:19 AM
98	An anchor store type mall or plaza with various shops and restaurants/cafes	9/23/2018 7:03 AM
99	none where will they go?	9/23/2018 6:26 AM
100	General retail	9/22/2018 2:06 PM
101	Tech	9/18/2018 7:46 PM
102	specialty store with arts and crafts in center of town	9/18/2018 5:25 PM
103	Medical Facilities	9/18/2018 9:21 AM
104	Health food store	9/17/2018 9:04 PM
105	gym	9/17/2018 4:11 PM
106	kid play space	9/17/2018 8:53 AM
107	Local bar	9/16/2018 9:36 PM
108	Winery/Brewery w Food	9/15/2018 4:36 PM
109	makerspace or consignment shop	9/15/2018 11:38 AM
110	A convenience store down Bay Road	9/14/2018 10:21 PM
111	Hardware store	9/14/2018 9:49 PM
112	Hardware store	9/14/2018 7:54 PM
113	thrift shop or aldi	9/14/2018 12:38 PM
114	Used book store, shared office space	9/14/2018 12:33 PM
115	Entertainment (Do something with old Cinama, i.e. Trampoline park or a Dave & Busters	9/14/2018 12:19 PM
116	High quality Bar	9/14/2018 12:09 PM
117	Anything that will generate significant tax revenue	9/14/2018 11:27 AM
118	All Commercial development	9/14/2018 8:34 AM
119	none of the above, should attract business that employ residents not store fronts	9/14/2018 8:15 AM
120	None. There are plenty of stores in and around Sharon. We should focus on attracting business that employs people not sell to residents directly through store fronts	9/14/2018 7:18 AM
121	Gift store	9/13/2018 11:24 PM
122	Liquor Store, Wine Shop, Cannibus Shop, experience retail-- such as an escape room	9/13/2018 9:46 PM
123	Sushi, yoga,	9/13/2018 9:32 PM
124	Bakery, pharmacy ESP near Foxboro	9/13/2018 7:18 PM
125	residents need to be reminded to support our own businesses somehow. gift cards to wards or sweethearts chocolates or the pilates studio make great gifts. people forget and shop elsewhere. it's sad.	9/13/2018 2:41 PM

## Q11 Why are you planning to move? (Select all that apply)

Answered: 63 Skipped: 777



ANSWER CHOICES		RESPONSES	
Need larger-sized housing (more rooms or square feet)		14.29%	9
Need smaller-sized housing (fewer rooms or square feet)		26.98%	17
Housing cost		30.16%	19
Need housing with specific amenities (e.g. physical, social, or medical services)		9.52%	6
Want to live in a different neighborhood		12.70%	8
Reasons related to employment or personal obligations		9.52%	6
Children will be done with Sharon public schools		39.68%	25
Other (please specify)		46.03%	29
Total Respondents: 63			

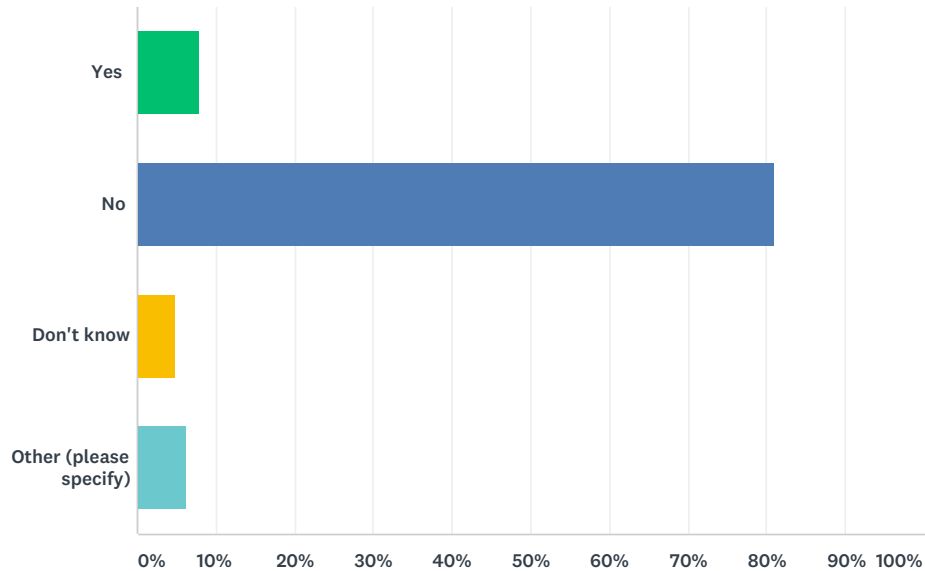
#	OTHER (PLEASE SPECIFY)	DATE
1	Retire in FL	10/19/2018 9:59 AM
2	Move closer to Boston	10/13/2018 5:22 PM
3	Going to college (hopefully)	10/9/2018 9:24 AM
4	It took me all of two years to hate living here - cliquish community, school bullies, useless teachers in their last year before retiring	10/7/2018 2:05 PM
5	Sharon has a one of the highest tax rates in Mass. I don't need schools for next 5-6 years. Can't use the rail road parking lot due to concert ticket style parking permit policy. Whole Foods/Wegmans or a decent restaurant is a drive to Westwood, Dedham or Foxboro. IMO Sharon is a planning/administrative disaster.	10/7/2018 11:35 AM
6	retiring	10/6/2018 8:04 AM
7	why pay Sharon's property taxes if you don't have a kid in school	10/4/2018 8:23 PM

## Imagine Sharon: Fall Survey

8	taxes are too high	10/4/2018 2:03 PM
9	Taxes are too high and we paid our part for the school system what other reason would it be to stay. I wanted to live here until my dying days but taxes keep rising without me getting anymore benefits. I don't use the stores here, I don't grocery shop here, I don't work here. Once my kids are done I think we will just have to move.	10/3/2018 9:27 PM
10	High property tax	10/3/2018 9:16 PM
11	The cost of property taxes	10/3/2018 9:03 PM
12	taxes are too high, services not worth it	10/3/2018 8:59 PM
13	high taxes	10/3/2018 8:58 PM
14	Need high end condos for retirees	10/3/2018 7:34 PM
15	High taxes in Sharon	10/3/2018 7:12 PM
16	Live in Boston	10/3/2018 7:09 PM
17	Lower taxes	10/3/2018 3:49 PM
18	Children done with schools, taxes are high, spending is reckless by town.	10/3/2018 2:49 PM
19	taxes too high for services and lack of center of town	10/3/2018 9:10 AM
20	I'm graduating and going off to college.	9/30/2018 10:30 PM
21	College	9/30/2018 10:22 PM
22	Taxes too high and govt is too controlling	9/24/2018 7:56 AM
23	Cost of living	9/23/2018 8:22 AM
24	tax rate here and in MA	9/16/2018 11:25 AM
25	Town is not flexible to approve additions to house	9/15/2018 6:42 PM
26	Leaving MA to avoid income/sales/inheritance taxes plus more and more stupid laws as well as "sanctuary state" mentality.	9/14/2018 11:44 AM
27	Taxes are too high to stay	9/13/2018 7:19 PM
28	edgsagsg	9/13/2018 5:28 PM
29	Concerned about taxes raising with the services in community needed	9/13/2018 11:20 AM

## Q12 Do you expect your next housing will be in Sharon?

Answered: 63 Skipped: 777

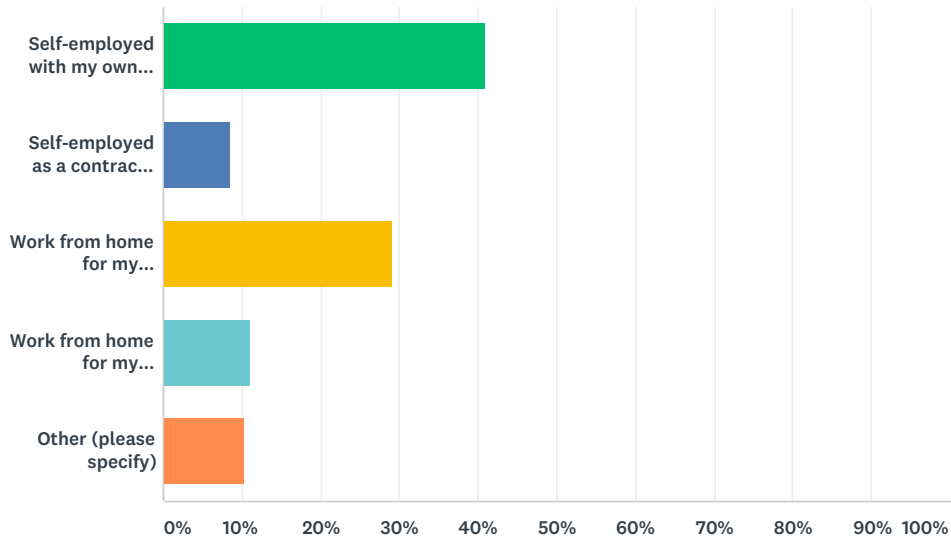


ANSWER CHOICES		RESPONSES	
Yes		7.94%	5
No		80.95%	51
Don't know		4.76%	3
Other (please specify)		6.35%	4
TOTAL			63

#	OTHER (PLEASE SPECIFY)	DATE
1	Depends on whether new housing options become available	10/3/2018 7:34 PM
2	That would be nice.	10/3/2018 6:44 PM
3	I would like to, but right now Shaon doesn't have housing for seniors.	9/26/2018 5:19 PM
4	Depends on inventory	9/13/2018 9:57 PM

## Q18 What best describes your work situation?

Answered: 117 Skipped: 723

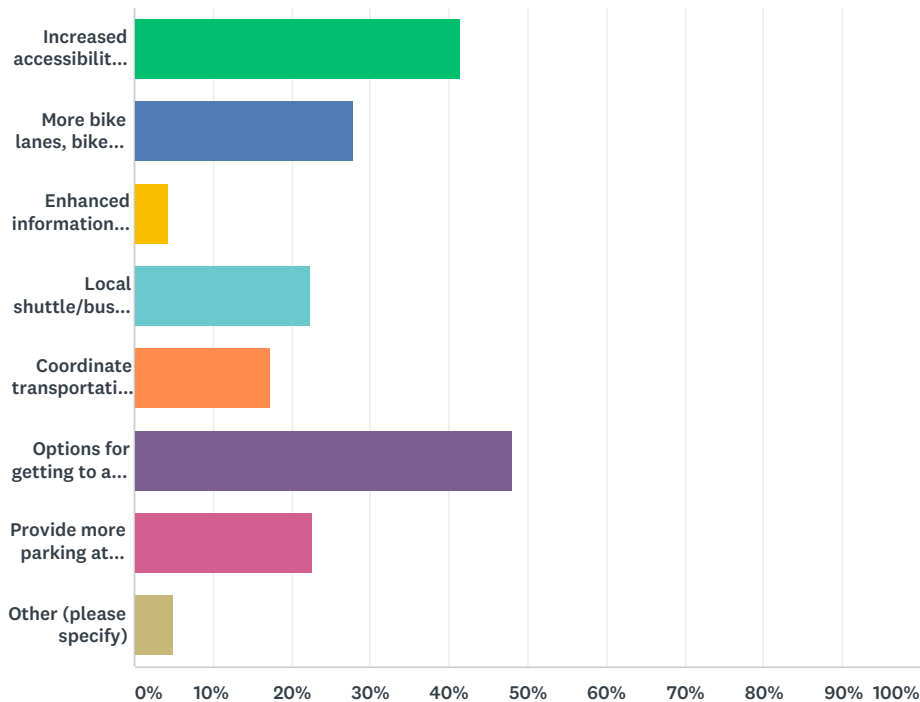


ANSWER CHOICES		RESPONSES	
Self-employed with my own business		41.03%	48
Self-employed as a contractor to another firm		8.55%	10
Work from home for my employer, year-round on a full-time basis		29.06%	34
Work from home for my employer, on a seasonal or year-round part-time basis		11.11%	13
Other (please specify)		10.26%	12
TOTAL			117

#	OTHER (PLEASE SPECIFY)	DATE
1	I work part-time for a small business in Sharon, sometimes in their office and sometimes at home.	10/22/2018 1:16 PM
2	musician-prepare concerts from home	10/5/2018 4:22 PM
3	Both self employed working from home and as contractor to other firms	10/5/2018 9:48 AM
4	Self-employed and work from home for another employer	10/4/2018 9:12 AM
5	other	9/29/2018 1:07 PM
6	Work from home occasionally when not in my company office	9/26/2018 12:42 PM
7	Work for an employer and myself	9/24/2018 4:39 PM
8	Student	9/24/2018 4:22 PM
9	Work from home sometimes; Work at office outside of Sharon other times	9/24/2018 8:06 AM
10	free lance writer/teacher	9/18/2018 5:27 PM
11	Work for employer in Lexington, but from home on occasion	9/14/2018 10:23 PM
12	i do part-time from home and part time out of house, diff. job. no option for this in survey	9/13/2018 2:44 PM

## Q22 Please tell us your top 2 priorities for the transportation options and specific improvements listed below. (Select up to 2)

Answered: 690 Skipped: 150



ANSWER CHOICES		RESPONSES	
Increased accessibility throughout town (e.g., more sidewalks, curb cuts, marked crossings, etc.)		41.45%	286
More bike lanes, bike racks, wayfinding, and trail and safety information		27.83%	192
Enhanced information about carpool and ride share options		4.49%	31
Local shuttle/bus service within town		22.32%	154
Coordinate transportation plan with neighboring towns to reduce congestion and traffic		17.39%	120
Options for getting to and from the commuter rail stations, including parking solutions		48.12%	332
Provide more parking at local destinations		22.61%	156
Other (please specify)		5.07%	35
Total Respondents: 690			

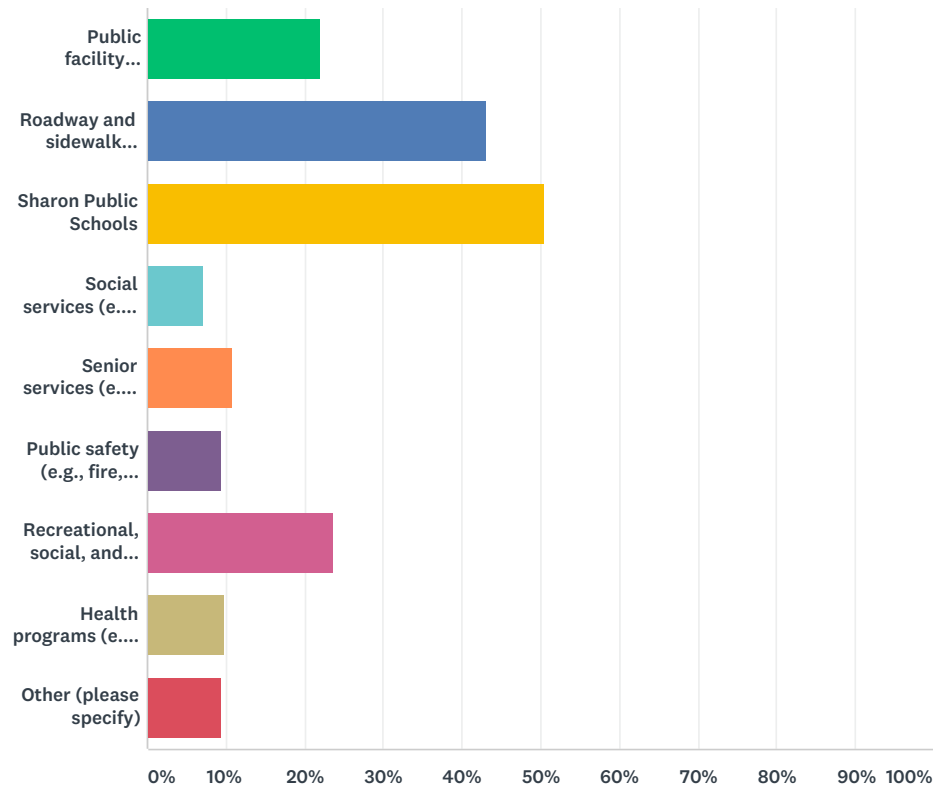
#	OTHER (PLEASE SPECIFY)	DATE
1	Fixed traffic flow at train station.	10/22/2018 9:47 AM
2	Slow down center of town traffic, it is like a highway	10/17/2018 2:43 PM
3	SIDEWALK on Massapoag!!!! It was promised decades ago	10/15/2018 9:26 PM
4	Parking at the Commuter Rail Station	10/15/2018 11:53 AM
5	Carshare availability would help.	10/12/2018 12:57 PM
6	Need a traffic light at Gavins Pond Road	10/12/2018 9:20 AM
7	Please put solar canopies over large parking areas.	10/8/2018 6:16 PM
8	Make the cyclists obey traffic laws	10/7/2018 2:08 PM
9	more parking at commuter rail	10/5/2018 5:38 AM

## Imagine Sharon: Fall Survey

10	I'm not interested in any of these	10/4/2018 9:03 PM
11	Voting twice for Parking at commmuter rail	10/4/2018 6:57 PM
12	It is great, as is. For me	10/4/2018 12:39 PM
13	Better road conditions	10/4/2018 12:20 PM
14	Off site commuter rail parking in other areas of Sharon or in neighboring towns	10/4/2018 8:23 AM
15	Railroad parking	10/4/2018 5:50 AM
16	Lower the speed limits	10/3/2018 11:27 PM
17	Get to schools faster	10/3/2018 8:06 PM
18	Thug	10/3/2018 6:40 PM
19	N/a	10/3/2018 5:35 PM
20	Fix the MBTA	10/3/2018 5:11 PM
21	Do something about the left turn from pond street onto Billings street in the morning, it's awful! And, add a charge point for electric cars. Thanks!	10/3/2018 2:56 PM
22	cheaper transport when it comes to school buses.	9/30/2018 11:46 PM
23	More parking for residents at commuter rail	9/30/2018 8:41 PM
24	better lighting to walk when dark	9/30/2018 10:10 AM
25	Not important	9/29/2018 1:49 PM
26	More parking at commuter rail station	9/26/2018 8:13 AM
27	parking in center of town is so limited that I assume it hurts businesses there.	9/25/2018 8:33 PM
28	Shuttle bus around town but in particular to commuter rail including late evening to commuter rail	9/23/2018 3:32 PM
29	Really do not care about this	9/23/2018 8:44 AM
30	Highest priority Is equitable parking pass access	9/23/2018 7:04 AM
31	None	9/15/2018 10:41 AM
32	We need a stoplight on Main and Canton. VERY dangerous intersection	9/14/2018 5:49 PM
33	maskwonicut st bridge one way with sidewalk	9/14/2018 12:43 PM
34	Not applicable	9/14/2018 12:00 PM
35	Bird Scooters	9/14/2018 11:31 AM

## Q24 Which public services should the Town specifically expand or invest in? (Select up to 2)

Answered: 674 Skipped: 166



ANSWER CHOICES	RESPONSES	
Public facility services (e.g., trash and recycling, water supply, snow/ice removal)	21.96%	148
Roadway and sidewalk maintenance and improvements	43.03%	290
Sharon Public Schools	50.45%	340
Social services (e.g., financial, housing, and utility support, disability-related services)	7.12%	48
Senior services (e.g, medical transportation, memory cafe, social worker support)	10.83%	73
Public safety (e.g., fire, police)	9.35%	63
Recreational, social, and cultural activities	23.74%	160
Health programs (e.g., school health, substance abuse programs, environmental health information, flu clinics)	9.79%	66
Other (please specify)	9.35%	63
Total Respondents: 674		

#	OTHER (PLEASE SPECIFY)	DATE
1	library	10/22/2018 11:21 AM
2	Sharon public schools more info: Improving enrichment activities for high performing students in schools.	10/20/2018 6:25 PM
3	lgbtq youth programs	10/20/2018 2:07 PM
4	More lights on South Main and side streets	10/19/2018 10:06 AM
5	More street lights on less busy roads	10/19/2018 8:00 AM



## Imagine Sharon: Fall Survey

6	I would focus on cutting real estate taxes rather than expanding these services	10/17/2018 3:09 PM
7	Wrong approach. Better service doesn't mean more money	10/14/2018 12:34 PM
8	Sustainability including curbside pickup for composting, banning single-use plastic bags	10/14/2018 10:47 AM
9	New high school	10/13/2018 6:09 PM
10	satisfied	10/13/2018 3:58 PM
11	Sustainability and Environmental Health	10/13/2018 5:37 AM
12	Sidewalk snow plowing	10/12/2018 7:42 AM
13	no comment	10/11/2018 7:42 PM
14	No preference	10/11/2018 3:01 PM
15	Protection of natural open spaces	10/8/2018 6:19 PM
16	Rail road parking	10/7/2018 11:44 AM
17	commuter rail parking situation	10/5/2018 10:07 AM
18	Anything to make the tax rate more affordable	10/5/2018 6:41 AM
19	Building maintenance	10/4/2018 7:20 PM
20	cell reception. I won't use Uber if I have no reception	10/4/2018 5:11 PM
21	Reduce government costs	10/4/2018 1:08 PM
22	More community events	10/4/2018 12:40 PM
23	All important. Don't feel strongly about any one in particular.	10/4/2018 12:46 AM
24	Need a vibrant downtown	10/3/2018 10:53 PM
25	Property tax variance for seniors. Otherwise, very few seniors will remain in town.	10/3/2018 9:09 PM
26	None- all are good	10/3/2018 8:07 PM
27	More street lights	10/3/2018 8:05 PM
28	library	10/3/2018 6:55 PM
29	Bring in lively businesses/restaurants	10/3/2018 5:37 PM
30	More transportation options for the elderly	10/3/2018 5:32 PM
31	Support of green technology	10/3/2018 5:23 PM
32	REDUCE Real Estate Taxes .. Bring IN commercial businesses	10/3/2018 5:03 PM
33	schools are already great - keep them that way!	10/3/2018 4:59 PM
34	More hazardous waste days - at least one per season	10/3/2018 3:29 PM
35	I'm very pleased with how things are right now. A lot of folks working hard to make life smooth for Sharon residents.	10/3/2018 2:58 PM
36	storm water management	10/3/2018 2:44 PM
37	we need added sidewalks, not just maintenance. look to needham	10/1/2018 6:15 AM
38	Building an up-to-date Public Library as we need this and have a pending grant.	9/26/2018 9:55 PM
39	senior housing options that are affordable	9/26/2018 5:24 PM
40	New library	9/26/2018 2:56 PM
41	free access to beaches for taxpaying residents	9/26/2018 12:28 PM
42	new high school building	9/26/2018 11:54 AM
43	Water supply - get to the bottom of what is causing the brown water and fix it	9/25/2018 9:35 PM
44	more apartments and condos for empty nesters who want to stay in Sharon	9/25/2018 8:36 PM
45	The library	9/25/2018 2:31 PM
46	Library	9/25/2018 11:49 AM
47	Public Library	9/25/2018 11:25 AM
48	new library	9/25/2018 10:41 AM
49	train station parking	9/25/2018 9:44 AM

## Imagine Sharon: Fall Survey

50	I know the town is working on upgrading the old water pipe system, keep it up!	9/24/2018 10:18 AM
51	Open space	9/23/2018 8:51 PM
52	Library	9/23/2018 8:11 PM
53	SHARON PUBLIC SCHOOLS	9/23/2018 3:05 PM
54	Allow free access to Lake Massapoag for residents	9/23/2018 7:51 AM
55	Public sewer and get rid of septic tanks	9/23/2018 7:09 AM
56	lower taxes	9/20/2018 9:35 PM
57	library	9/18/2018 8:39 AM
58	Approve warrent articles to build new and better public ibrary.	9/16/2018 11:36 AM
59	Snow, sand removal.	9/15/2018 8:35 PM
60	Parking garage for commuter rail	9/15/2018 9:32 AM
61	Bringing commerce to Sharon	9/14/2018 11:32 AM
62	conservation we like to walk the town conservation trails	9/14/2018 8:19 AM
63	High School is long overdue. Poor facility that should have been prioritized over new public safety building	9/13/2018 3:41 PM

## Q27 What would you miss most here in Sharon if it was lost? Please give us one word.

Answered: 646 Skipped: 194

#	RESPONSES	DATE
1	Nature	10/27/2018 12:17 PM
2	openspace	10/22/2018 3:08 PM
3	Library	10/22/2018 1:31 PM
4	water	10/22/2018 12:12 PM
5	nursing services from the health department	10/22/2018 11:46 AM
6	Tolerance	10/22/2018 11:36 AM
7	my house	10/22/2018 11:23 AM
8	Reputation	10/22/2018 11:21 AM
9	lake	10/22/2018 9:51 AM
10	Teain	10/22/2018 6:37 AM
11	beach	10/21/2018 11:09 PM
12	diversity	10/20/2018 8:01 PM
13	Open space	10/20/2018 6:28 PM
14	community	10/20/2018 2:10 PM
15	Nature	10/19/2018 4:10 PM
16	Open spaces	10/19/2018 11:34 AM
17	quiet	10/19/2018 11:14 AM
18	space	10/19/2018 10:16 AM
19	Safety	10/19/2018 8:04 AM
20	The access to the lake	10/18/2018 2:20 PM
21	forestland	10/18/2018 10:56 AM
22	Safety	10/18/2018 8:32 AM
23	All the trees	10/17/2018 11:21 PM
24	Nature	10/17/2018 10:31 PM
25	the lake - needs to remain clean	10/17/2018 8:04 PM
26	The Lake	10/17/2018 7:03 PM
27	rail	10/17/2018 3:54 PM
28	civility	10/17/2018 3:48 PM
29	Schools	10/17/2018 3:27 PM
30	train	10/17/2018 3:14 PM
31	Community	10/17/2018 3:05 PM
32	community	10/17/2018 2:55 PM
33	Library	10/17/2018 2:40 PM
34	Schools	10/17/2018 2:16 PM
35	Diversity	10/17/2018 2:16 PM
36	culture	10/17/2018 2:04 PM
37	Farm	10/17/2018 1:59 PM
38	Sidewalks	10/17/2018 1:53 PM

## Imagine Sharon: Fall Survey

39	Synagogue	10/16/2018 1:52 PM
40	green space	10/16/2018 11:38 AM
41	Moosehill	10/16/2018 7:11 AM
42	Borderland	10/15/2018 9:35 PM
43	train station	10/15/2018 6:21 PM
44	Openspace	10/15/2018 5:44 PM
45	nature	10/15/2018 3:47 PM
46	Borderland State Park	10/15/2018 3:15 PM
47	Diversity	10/15/2018 1:18 PM
48	trails	10/15/2018 11:21 AM
49	space	10/15/2018 9:40 AM
50	lake	10/15/2018 9:33 AM
51	Republicans	10/14/2018 12:40 PM
52	Peace	10/14/2018 11:43 AM
53	The health of the lake, hiking trails, open spaces	10/14/2018 10:52 AM
54	Wards	10/13/2018 10:12 PM
55	Playground	10/13/2018 9:02 PM
56	lake	10/13/2018 8:48 PM
57	Lake Massapoag	10/13/2018 6:12 PM
58	lake	10/13/2018 4:01 PM
59	Tranquility	10/13/2018 2:56 PM
60	Lake	10/13/2018 2:45 PM
61	the farm	10/13/2018 2:44 PM
62	Schools	10/13/2018 11:26 AM
63	Openspaces	10/13/2018 9:54 AM
64	Lake beach	10/13/2018 9:47 AM
65	Commuter rail	10/13/2018 9:36 AM
66	Religious diversity	10/13/2018 9:24 AM
67	Lake	10/13/2018 7:55 AM
68	Teachers	10/13/2018 6:49 AM
69	Moose Hill	10/13/2018 5:40 AM
70	Community	10/12/2018 9:49 PM
71	Open-space	10/12/2018 5:57 PM
72	Friendliness	10/12/2018 4:57 PM
73	Lake	10/12/2018 3:56 PM
74	Lake	10/12/2018 3:23 PM
75	Lake	10/12/2018 2:04 PM
76	The lake.	10/12/2018 1:45 PM
77	Serenity	10/12/2018 1:06 PM
78	Forest	10/12/2018 12:53 PM
79	Lake	10/12/2018 12:53 PM
80	Space	10/12/2018 12:51 PM
81	open space	10/12/2018 12:22 PM
82	Adult center	10/12/2018 11:39 AM
83	Beaches	10/12/2018 11:14 AM

## Imagine Sharon: Fall Survey

84	Nature	10/12/2018 9:33 AM
85	Lake	10/12/2018 9:28 AM
86	Lake	10/12/2018 9:15 AM
87	Lake	10/12/2018 8:51 AM
88	LAke	10/12/2018 8:40 AM
89	Lake	10/12/2018 8:19 AM
90	open space	10/12/2018 7:45 AM
91	Lake	10/11/2018 10:26 PM
92	schools	10/11/2018 7:45 PM
93	diversity	10/11/2018 6:23 PM
94	diversity	10/11/2018 3:07 PM
95	lake	10/11/2018 2:50 PM
96	Lake	10/11/2018 1:24 PM
97	Openspace	10/10/2018 10:07 PM
98	Atmosphere	10/10/2018 2:31 PM
99	lake	10/9/2018 3:33 PM
100	Home	10/9/2018 11:18 AM
101	School	10/9/2018 9:30 AM
102	July 4th celebration	10/8/2018 11:11 PM
103	Lake	10/8/2018 10:12 PM
104	Community	10/8/2018 9:56 PM
105	Our past	10/8/2018 8:08 PM
106	nature	10/8/2018 7:49 PM
107	Rattlesnake Hill	10/8/2018 6:31 PM
108	Great Schools	10/8/2018 6:08 PM
109	lake	10/8/2018 6:02 PM
110	DPW	10/8/2018 10:33 AM
111	Community	10/8/2018 8:03 AM
112	nature	10/7/2018 6:10 PM
113	Lake	10/7/2018 5:54 PM
114	Trees	10/7/2018 2:15 PM
115	Nothing	10/7/2018 11:49 AM
116	trees	10/7/2018 12:25 AM
117	Conservation land	10/6/2018 11:47 PM
118	borderland	10/6/2018 9:01 PM
119	diversity	10/6/2018 8:06 PM
120	diversity	10/6/2018 7:15 PM
121	Openness	10/6/2018 4:46 PM
122	Schools	10/6/2018 2:31 PM
123	Space	10/6/2018 11:43 AM
124	Schools	10/6/2018 11:27 AM
125	Conservation land	10/6/2018 10:58 AM
126	Lake	10/6/2018 10:22 AM
127	beauty	10/6/2018 8:10 AM
128	Lake	10/6/2018 6:34 AM

## Imagine Sharon: Fall Survey

129	Lake	10/5/2018 11:48 PM
130	Home	10/5/2018 6:49 PM
131	open space	10/5/2018 4:30 PM
132	quiet	10/5/2018 3:00 PM
133	Rec department programs	10/5/2018 2:01 PM
134	Schools	10/5/2018 1:43 PM
135	Community lake	10/5/2018 11:27 AM
136	School System	10/5/2018 11:16 AM
137	open space and water	10/5/2018 11:16 AM
138	don't know	10/5/2018 10:10 AM
139	Lake	10/5/2018 9:59 AM
140	Forests	10/5/2018 8:26 AM
141	Lake	10/5/2018 7:23 AM
142	safety	10/5/2018 6:47 AM
143	The schools	10/5/2018 5:48 AM
144	Access	10/5/2018 12:15 AM
145	Lake	10/5/2018 12:07 AM
146	School	10/4/2018 11:23 PM
147	Schools	10/4/2018 11:21 PM
148	Conservation land	10/4/2018 10:13 PM
149	trees	10/4/2018 10:00 PM
150	Lake	10/4/2018 9:40 PM
151	Peace and quiet	10/4/2018 9:11 PM
152	Train	10/4/2018 9:02 PM
153	train	10/4/2018 8:33 PM
154	Schools	10/4/2018 8:23 PM
155	Nature	10/4/2018 8:19 PM
156	Neighbors	10/4/2018 7:43 PM
157	Community	10/4/2018 7:22 PM
158	Safety/education (sorry, couldn't pick just one)	10/4/2018 7:04 PM
159	Library	10/4/2018 7:00 PM
160	lake	10/4/2018 6:37 PM
161	Schools	10/4/2018 5:41 PM
162	community	10/4/2018 5:25 PM
163	Lake	10/4/2018 5:20 PM
164	library	10/4/2018 5:14 PM
165	safety	10/4/2018 4:39 PM
166	Community	10/4/2018 4:21 PM
167	Adult Center	10/4/2018 4:04 PM
168	Farms	10/4/2018 3:59 PM
169	Woods	10/4/2018 3:20 PM
170	Neighborhood	10/4/2018 2:36 PM
171	open space for hiking	10/4/2018 2:31 PM
172	trails and natural spaces	10/4/2018 1:57 PM
173	The green space	10/4/2018 1:23 PM

## Imagine Sharon: Fall Survey

174	quiet	10/4/2018 1:11 PM
175	none	10/4/2018 1:00 PM
176	Wildlife and open air	10/4/2018 12:52 PM
177	One word is not enough	10/4/2018 12:44 PM
178	School system	10/4/2018 12:42 PM
179	Commuter Train	10/4/2018 12:24 PM
180	Land - camps, beach	10/4/2018 11:44 AM
181	space	10/4/2018 11:15 AM
182	my home	10/4/2018 11:05 AM
183	Home	10/4/2018 11:04 AM
184	Open space	10/4/2018 10:58 AM
185	Restaurant/coffee shop/bank in Post Office Square	10/4/2018 10:56 AM
186	Swallowed up by a wormhole??	10/4/2018 10:55 AM
187	community	10/4/2018 10:52 AM
188	the lake	10/4/2018 10:49 AM
189	pickleball	10/4/2018 10:48 AM
190	community	10/4/2018 10:45 AM
191	Liberalism	10/4/2018 10:28 AM
192	Quality of School System	10/4/2018 9:56 AM
193	Natural spaces	10/4/2018 9:55 AM
194	inclusivity	10/4/2018 9:42 AM
195	Serenity	10/4/2018 9:39 AM
196	?	10/4/2018 9:37 AM
197	schools	10/4/2018 9:24 AM
198	trees	10/4/2018 9:18 AM
199	OpenSpaces	10/4/2018 8:41 AM
200	Beauty	10/4/2018 8:29 AM
201	safety	10/4/2018 8:24 AM
202	Lake	10/4/2018 8:20 AM
203	Lake	10/4/2018 8:19 AM
204	The lake	10/4/2018 8:11 AM
205	Community	10/4/2018 8:11 AM
206	CommuterRail	10/4/2018 7:59 AM
207	Community	10/4/2018 7:55 AM
208	quietness	10/4/2018 7:36 AM
209	Commuter rail	10/4/2018 7:15 AM
210	Clean Air	10/4/2018 6:32 AM
211	space	10/4/2018 6:05 AM
212	Commuter rail	10/4/2018 6:02 AM
213	Lake	10/4/2018 4:28 AM
214	Diversity	10/4/2018 4:07 AM
215	Nature	10/4/2018 12:54 AM
216	The community center	10/4/2018 12:43 AM
217	east school	10/4/2018 12:03 AM
218	Cornfields	10/3/2018 11:53 PM

## Imagine Sharon: Fall Survey

219	Schools	10/3/2018 11:33 PM
220	Lake Massapoag	10/3/2018 11:13 PM
221	Commuter rail	10/3/2018 11:06 PM
222	Borderland	10/3/2018 10:57 PM
223	Business	10/3/2018 10:55 PM
224	Trees	10/3/2018 10:40 PM
225	CommuterRail	10/3/2018 10:38 PM
226	Quietness	10/3/2018 10:08 PM
227	safety	10/3/2018 10:05 PM
228	School	10/3/2018 10:05 PM
229	diversity	10/3/2018 10:01 PM
230	lake	10/3/2018 9:57 PM
231	schools	10/3/2018 9:52 PM
232	Open-space	10/3/2018 9:48 PM
233	Safety	10/3/2018 9:39 PM
234	Diversity	10/3/2018 9:24 PM
235	schools	10/3/2018 9:23 PM
236	green space	10/3/2018 9:20 PM
237	Lake	10/3/2018 9:17 PM
238	Beach	10/3/2018 9:13 PM
239	open spaces	10/3/2018 9:12 PM
240	CVS	10/3/2018 9:08 PM
241	people	10/3/2018 9:07 PM
242	schools	10/3/2018 9:06 PM
243	Greenery	10/3/2018 9:00 PM
244	Quiet and Safe	10/3/2018 8:56 PM
245	Diversity	10/3/2018 8:53 PM
246	Lake	10/3/2018 8:50 PM
247	community	10/3/2018 8:50 PM
248	Serenity	10/3/2018 8:49 PM
249	Schools	10/3/2018 8:42 PM
250	Train	10/3/2018 8:41 PM
251	Taxes	10/3/2018 8:38 PM
252	Nothing	10/3/2018 8:37 PM
253	railroad-station	10/3/2018 8:27 PM
254	Library	10/3/2018 8:26 PM
255	Peace and quite	10/3/2018 8:21 PM
256	MBTA	10/3/2018 8:11 PM
257	Greenspace	10/3/2018 8:10 PM
258	It's natural beauty	10/3/2018 8:08 PM
259	Lake	10/3/2018 8:05 PM
260	Parks	10/3/2018 7:56 PM
261	Inclusivity	10/3/2018 7:53 PM
262	Money	10/3/2018 7:52 PM
263	Schools	10/3/2018 7:39 PM



## Imagine Sharon: Fall Survey

264	Lake	10/3/2018 7:33 PM
265	Schools	10/3/2018 7:32 PM
266	Beauty	10/3/2018 7:28 PM
267	Lake Massapoag	10/3/2018 7:20 PM
268	Beauty	10/3/2018 7:20 PM
269	Nature	10/3/2018 7:19 PM
270	Lake	10/3/2018 7:18 PM
271	Accessibility	10/3/2018 7:17 PM
272	Lake	10/3/2018 7:12 PM
273	Commuter Rail	10/3/2018 7:05 PM
274	open spaces	10/3/2018 7:04 PM
275	reservations	10/3/2018 7:00 PM
276	trains	10/3/2018 6:55 PM
277	Beauty	10/3/2018 6:52 PM
278	Diversity	10/3/2018 6:51 PM
279	Green	10/3/2018 6:50 PM
280	Natural Spaces	10/3/2018 6:48 PM
281	Location	10/3/2018 6:46 PM
282	Family I	10/3/2018 6:40 PM
283	Lake	10/3/2018 6:33 PM
284	Lake	10/3/2018 6:12 PM
285	Serenity	10/3/2018 6:00 PM
286	Neighbors	10/3/2018 5:49 PM
287	Forestland	10/3/2018 5:46 PM
288	Wards	10/3/2018 5:40 PM
289	train	10/3/2018 5:36 PM
290	quiet	10/3/2018 5:28 PM
291	Lake Massapoag	10/3/2018 5:27 PM
292	Lake	10/3/2018 5:19 PM
293	Cottage Street School	10/3/2018 5:16 PM
294	Schools	10/3/2018 5:12 PM
295	Lake	10/3/2018 5:10 PM
296	The Lake	10/3/2018 5:06 PM
297	school quality	10/3/2018 5:02 PM
298	Open space	10/3/2018 4:58 PM
299	Lake Massapoag	10/3/2018 4:55 PM
300	Lake Massapoag	10/3/2018 4:49 PM
301	CrescentRidge	10/3/2018 4:47 PM
302	community	10/3/2018 4:41 PM
303	Land	10/3/2018 4:21 PM
304	Borderland	10/3/2018 4:02 PM
305	open spaces	10/3/2018 4:00 PM
306	lake	10/3/2018 3:56 PM
307	trails	10/3/2018 3:35 PM
308	woods	10/3/2018 3:34 PM

## Imagine Sharon: Fall Survey

309	open space	10/3/2018 3:33 PM
310	parking	10/3/2018 3:22 PM
311	Lake	10/3/2018 3:14 PM
312	Nature trails	10/3/2018 3:06 PM
313	square	10/3/2018 3:04 PM
314	quiet	10/3/2018 2:57 PM
315	Natural resources	10/3/2018 2:56 PM
316	ruralness	10/3/2018 2:48 PM
317	lake	10/3/2018 2:45 PM
318	lake massapoag	10/3/2018 2:43 PM
319	Massapoag	10/3/2018 2:42 PM
320	open spaces	10/3/2018 2:40 PM
321	Nature	10/3/2018 12:54 PM
322	community	10/3/2018 11:41 AM
323	Lake	10/3/2018 9:21 AM
324	lake	10/3/2018 9:09 AM
325	Natural Beauty	10/3/2018 8:14 AM
326	Community	10/3/2018 8:13 AM
327	Ponds	10/3/2018 6:48 AM
328	openspace	10/3/2018 6:06 AM
329	Conserved-land	10/2/2018 8:58 PM
330	School	10/2/2018 7:57 PM
331	Diversity	10/2/2018 3:28 PM
332	Quality education	10/2/2018 1:07 PM
333	health safety	10/1/2018 9:19 PM
334	Library	10/1/2018 9:17 PM
335	Open space	10/1/2018 7:51 PM
336	non commercial feel	10/1/2018 3:45 PM
337	lake	10/1/2018 2:14 PM
338	mbta	10/1/2018 1:01 PM
339	safety	10/1/2018 11:40 AM
340	commuter rail	10/1/2018 11:19 AM
341	Community	10/1/2018 10:23 AM
342	Authenticity	10/1/2018 8:25 AM
343	trails	10/1/2018 8:11 AM
344	conservation land	10/1/2018 8:07 AM
345	station	10/1/2018 7:10 AM
346	Community	10/1/2018 6:59 AM
347	lake	10/1/2018 6:20 AM
348	Education	9/30/2018 11:52 PM
349	safety	9/30/2018 11:44 PM
350	Ward's Berry Farm	9/30/2018 11:35 PM
351	the lake	9/30/2018 11:06 PM
352	Lake	9/30/2018 10:35 PM
353	open spaces	9/30/2018 10:35 PM

## Imagine Sharon: Fall Survey

354	Diversity	9/30/2018 10:16 PM
355	Lake	9/30/2018 10:10 PM
356	Church	9/30/2018 10:06 PM
357	Lake	9/30/2018 9:53 PM
358	Lake	9/30/2018 9:38 PM
359	Diversity	9/30/2018 9:32 PM
360	Community (Sharon What's Up)	9/30/2018 9:29 PM
361	Being in a comfortable community in a small town. Also, cridge or the lake	9/30/2018 9:21 PM
362	playground	9/30/2018 9:20 PM
363	The uniqueness of the town & community	9/30/2018 9:17 PM
364	Hospitality	9/30/2018 9:01 PM
365	Public library	9/30/2018 8:51 PM
366	Lake	9/30/2018 8:45 PM
367	Acceptance	9/30/2018 8:44 PM
368	Nature	9/30/2018 8:37 PM
369	Trees	9/30/2018 8:35 PM
370	Good schools	9/30/2018 8:32 PM
371	Crescent ridge	9/30/2018 8:30 PM
372	Education	9/30/2018 8:27 PM
373	Lake Massapoag	9/30/2018 8:27 PM
374	Small town feel	9/30/2018 8:26 PM
375	Sharon Public Schools	9/30/2018 8:24 PM
376	Nature	9/30/2018 8:23 PM
377	Ball fields	9/30/2018 8:23 PM
378	crescent-ridge	9/30/2018 8:20 PM
379	Nature	9/30/2018 8:19 PM
380	Lake	9/30/2018 12:27 PM
381	library	9/30/2018 10:17 AM
382	Lake	9/30/2018 7:23 AM
383	Schools	9/29/2018 8:53 PM
384	the lake	9/29/2018 8:33 PM
385	Moose Hill	9/29/2018 8:21 PM
386	Lake	9/29/2018 6:54 PM
387	education	9/29/2018 2:08 PM
388	Safety	9/29/2018 1:54 PM
389	Diversity	9/29/2018 1:15 PM
390	Community spirit	9/29/2018 1:14 PM
391	Library	9/29/2018 10:59 AM
392	Home	9/29/2018 10:30 AM
393	Bike paths	9/29/2018 10:13 AM
394	Education	9/29/2018 9:59 AM
395	Lake	9/27/2018 10:10 PM
396	peacefulness	9/27/2018 10:05 PM
397	Community	9/27/2018 10:02 PM
398	acceptance	9/27/2018 8:26 PM

## Imagine Sharon: Fall Survey

399	community	9/27/2018 4:02 PM
400	Open spaces	9/27/2018 12:48 PM
401	Moosehill	9/27/2018 10:30 AM
402	Nature	9/27/2018 8:21 AM
403	Greenspace	9/27/2018 6:48 AM
404	Square jam	9/26/2018 11:17 PM
405	Trees	9/26/2018 11:02 PM
406	open spaces	9/26/2018 10:39 PM
407	Library	9/26/2018 10:01 PM
408	school excellence	9/26/2018 6:13 PM
409	the trees	9/26/2018 5:30 PM
410	comfort	9/26/2018 3:45 PM
411	open space	9/26/2018 3:00 PM
412	Our nature	9/26/2018 2:19 PM
413	community	9/26/2018 1:19 PM
414	Nature	9/26/2018 1:08 PM
415	Safety	9/26/2018 12:49 PM
416	lake	9/26/2018 12:31 PM
417	Everwood	9/26/2018 12:02 PM
418	coffee shop	9/26/2018 9:15 AM
419	Current location of the public library	9/26/2018 8:18 AM
420	outdoors	9/26/2018 7:35 AM
421	Lake Massapoag	9/25/2018 11:44 PM
422	Safety	9/25/2018 10:04 PM
423	Community feel	9/25/2018 9:49 PM
424	Nature	9/25/2018 9:39 PM
425	Borderland	9/25/2018 9:00 PM
426	Lake	9/25/2018 8:44 PM
427	diversity	9/25/2018 8:42 PM
428	Foreign language	9/25/2018 7:32 PM
429	lake	9/25/2018 6:14 PM
430	Nature	9/25/2018 4:39 PM
431	Safety	9/25/2018 4:31 PM
432	library	9/25/2018 3:46 PM
433	The library	9/25/2018 2:35 PM
434	beach	9/25/2018 1:56 PM
435	Library	9/25/2018 1:15 PM
436	Community	9/25/2018 11:52 AM
437	Library	9/25/2018 11:51 AM
438	Unencumbered Public Land	9/25/2018 11:01 AM
439	diversity	9/25/2018 10:57 AM
440	open space	9/25/2018 10:54 AM
441	the small town feeling	9/25/2018 10:09 AM
442	Business	9/25/2018 9:47 AM
443	Education	9/25/2018 9:41 AM

## Imagine Sharon: Fall Survey

444	none	9/25/2018 9:41 AM
445	Council on aging	9/25/2018 9:19 AM
446	Quality schools	9/25/2018 9:15 AM
447	Peacefulness	9/24/2018 11:35 PM
448	water	9/24/2018 9:33 PM
449	open space	9/24/2018 9:33 PM
450	Lake	9/24/2018 6:54 PM
451	Safety	9/24/2018 4:50 PM
452	Friends	9/24/2018 4:33 PM
453	Diversity	9/24/2018 4:03 PM
454	education	9/24/2018 12:21 PM
455	woods	9/24/2018 12:05 PM
456	charm	9/24/2018 11:40 AM
457	Lake	9/24/2018 11:29 AM
458	Parks, farms and trails	9/24/2018 10:38 AM
459	Lake Massapoag	9/24/2018 10:25 AM
460	Trees	9/24/2018 10:21 AM
461	trails	9/24/2018 9:59 AM
462	Community	9/24/2018 8:42 AM
463	Lake Massapoag	9/24/2018 8:24 AM
464	Friendships	9/24/2018 8:23 AM
465	green space/Wards	9/24/2018 8:08 AM
466	Borderland	9/24/2018 8:07 AM
467	nature	9/24/2018 12:42 AM
468	lake	9/23/2018 11:04 PM
469	People	9/23/2018 9:28 PM
470	Open Space	9/23/2018 9:00 PM
471	peacefulness	9/23/2018 8:18 PM
472	Library	9/23/2018 8:14 PM
473	Schools	9/23/2018 6:48 PM
474	Community	9/23/2018 5:36 PM
475	lake	9/23/2018 4:03 PM
476	Library	9/23/2018 3:49 PM
477	open space	9/23/2018 3:35 PM
478	Schools/Diversity	9/23/2018 3:07 PM
479	open spaces	9/23/2018 2:06 PM
480	the lake	9/23/2018 2:06 PM
481	Lake access	9/23/2018 1:33 PM
482	NA	9/23/2018 12:57 PM
483	crescent ridge	9/23/2018 12:56 PM
484	Moose Hill	9/23/2018 12:15 PM
485	Schools	9/23/2018 12:14 PM
486	lake massapoag	9/23/2018 12:04 PM
487	Lake	9/23/2018 11:42 AM
488	Fields	9/23/2018 10:51 AM

## Imagine Sharon: Fall Survey

489	greenspace	9/23/2018 10:47 AM
490	Lake	9/23/2018 10:23 AM
491	Wards's	9/23/2018 9:52 AM
492	diversity	9/23/2018 9:52 AM
493	Lake Massapoag all activities, amenities	9/23/2018 9:47 AM
494	The lake	9/23/2018 9:41 AM
495	Fields for kids	9/23/2018 9:31 AM
496	Green space	9/23/2018 9:23 AM
497	Woods	9/23/2018 9:05 AM
498	xxxx	9/23/2018 9:02 AM
499	Lake	9/23/2018 8:54 AM
500	nature	9/23/2018 8:53 AM
501	Educations	9/23/2018 8:48 AM
502	Friends	9/23/2018 8:41 AM
503	School rating	9/23/2018 8:40 AM
504	Forest	9/23/2018 8:31 AM
505	Neighbors and friends	9/23/2018 8:06 AM
506	Schools	9/23/2018 7:55 AM
507	Wards and crescent ridge	9/23/2018 7:49 AM
508	Schools	9/23/2018 7:28 AM
509	The lake	9/23/2018 7:23 AM
510	Library	9/23/2018 7:15 AM
511	nature	9/23/2018 7:09 AM
512	Parking	9/23/2018 7:07 AM
513	quiet	9/23/2018 6:36 AM
514	Train	9/23/2018 6:28 AM
515	Open space	9/23/2018 2:20 AM
516	Open space/nature	9/23/2018 1:07 AM
517	Quiet neighborhoods	9/22/2018 2:24 PM
518	Education	9/21/2018 9:16 PM
519	Diveristy	9/21/2018 8:30 PM
520	safety	9/21/2018 5:15 PM
521	Commuter train station	9/20/2018 9:38 PM
522	nature	9/20/2018 7:20 PM
523	Lake	9/20/2018 3:34 PM
524	diversity	9/20/2018 1:11 PM
525	Open green space	9/19/2018 7:48 PM
526	School	9/19/2018 7:36 PM
527	Disability services	9/19/2018 4:42 PM
528	lake	9/19/2018 3:56 PM
529	Community	9/18/2018 9:46 PM
530	Lake	9/18/2018 8:00 PM
531	Electricity	9/18/2018 7:51 PM
532	Lake	9/18/2018 7:46 PM
533	Scenic roads	9/18/2018 7:15 PM

## Imagine Sharon: Fall Survey

534	safety	9/18/2018 6:43 PM
535	Industry	9/18/2018 6:41 PM
536	Historic homes	9/18/2018 5:43 PM
537	Greenspace	9/18/2018 3:58 PM
538	Lake	9/18/2018 2:06 PM
539	Nature	9/18/2018 1:18 PM
540	Safety	9/18/2018 12:40 PM
541	Crescent Ridge	9/18/2018 11:19 AM
542	Rural	9/18/2018 9:34 AM
543	spaces	9/17/2018 9:45 PM
544	land	9/17/2018 9:14 PM
545	open space	9/17/2018 9:13 PM
546	Community	9/17/2018 5:11 PM
547	lake	9/17/2018 4:16 PM
548	Safery	9/17/2018 12:52 PM
549	Great public school	9/17/2018 12:48 PM
550	Nature	9/17/2018 12:12 PM
551	Lake	9/17/2018 11:29 AM
552	Wards	9/17/2018 11:21 AM
553	affordability	9/17/2018 8:58 AM
554	train service to Boston	9/17/2018 7:58 AM
555	train	9/17/2018 7:50 AM
556	idk	9/16/2018 9:44 PM
557	Ward's	9/16/2018 9:44 PM
558	Lake	9/16/2018 8:16 PM
559	small town feel	9/16/2018 7:33 PM
560	Lake	9/16/2018 3:17 PM
561	LAKE MASSAPOAG private resident beach	9/16/2018 2:27 PM
562	Library	9/16/2018 1:12 PM
563	Public Library	9/16/2018 11:44 AM
564	trees	9/16/2018 8:58 AM
565	Sidewalks	9/16/2018 7:10 AM
566	Character	9/15/2018 10:46 PM
567	Community	9/15/2018 8:41 PM
568	Open Space	9/15/2018 8:27 PM
569	Lake	9/15/2018 6:47 PM
570	Ward's	9/15/2018 4:46 PM
571	Schools	9/15/2018 3:28 PM
572	Lake Water	9/15/2018 10:46 AM
573	First rate schools	9/15/2018 10:36 AM
574	Small town community	9/15/2018 10:11 AM
575	Trail	9/15/2018 9:38 AM
576	lake	9/15/2018 7:55 AM
577	green spaces	9/15/2018 7:41 AM
578	Diversity	9/14/2018 11:04 PM

## Imagine Sharon: Fall Survey

579	Moose Hill	9/14/2018 10:40 PM
580	synagogue	9/14/2018 10:33 PM
581	lake	9/14/2018 9:58 PM
582	Community	9/14/2018 9:01 PM
583	diversity	9/14/2018 8:26 PM
584	Friendly	9/14/2018 5:57 PM
585	taxes	9/14/2018 5:48 PM
586	Baseball fields	9/14/2018 5:23 PM
587	Qualitu	9/14/2018 2:32 PM
588	Excellence of schools	9/14/2018 2:21 PM
589	Quite	9/14/2018 1:59 PM
590	Trails	9/14/2018 1:43 PM
591	Wards Berry Farm	9/14/2018 1:41 PM
592	lake	9/14/2018 1:22 PM
593	Nature	9/14/2018 1:15 PM
594	Community	9/14/2018 1:05 PM
595	Safety	9/14/2018 1:02 PM
596	the community people places	9/14/2018 12:51 PM
597	lake	9/14/2018 12:49 PM
598	Schools	9/14/2018 12:45 PM
599	Nature	9/14/2018 12:43 PM
600	Lake	9/14/2018 12:41 PM
601	The open spaces and farmland	9/14/2018 12:40 PM
602	THE LAKE	9/14/2018 12:38 PM
603	Senior Center	9/14/2018 12:37 PM
604	Safety	9/14/2018 12:29 PM
605	Lake	9/14/2018 12:28 PM
606	Lake	9/14/2018 12:26 PM
607	Nature	9/14/2018 12:24 PM
608	Top School Rankings	9/14/2018 12:17 PM
609	Zoning	9/14/2018 12:12 PM
610	Train	9/14/2018 12:09 PM
611	School	9/14/2018 12:05 PM
612	Parks	9/14/2018 11:55 AM
613	Lakef	9/14/2018 11:54 AM
614	Commuter Rail	9/14/2018 11:42 AM
615	Farm	9/14/2018 11:41 AM
616	Boredom	9/14/2018 11:34 AM
617	open space	9/14/2018 11:29 AM
618	Nothing	9/14/2018 8:41 AM
619	commuter rail	9/14/2018 8:20 AM
620	Nature	9/14/2018 7:29 AM
621	Safety	9/13/2018 10:56 PM
622	Open space	9/13/2018 10:34 PM
623	Community	9/13/2018 10:19 PM

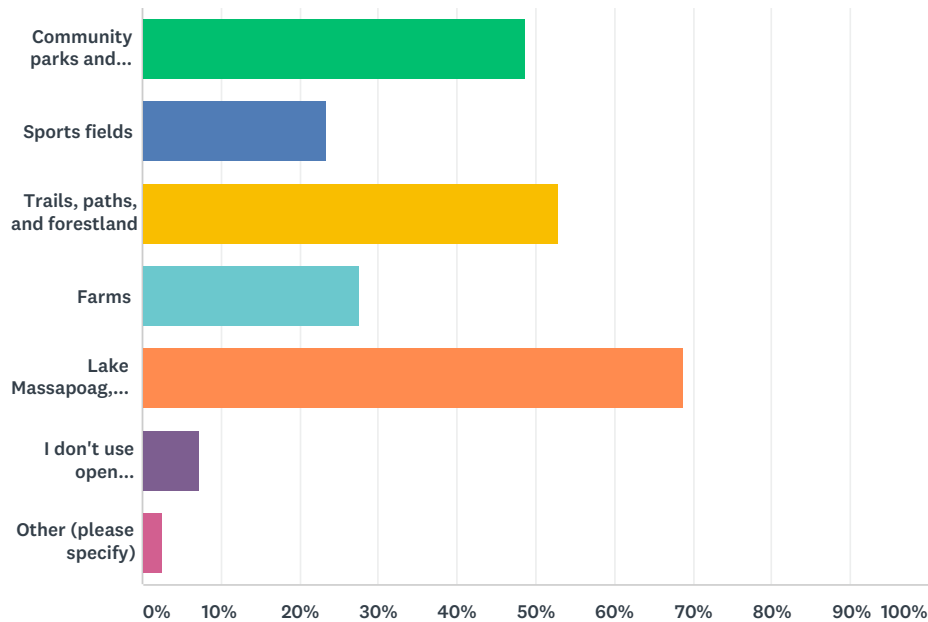


## Imagine Sharon: Fall Survey

624	Not sure	9/13/2018 10:05 PM
625	Theatre	9/13/2018 9:53 PM
626	Angels and Wards	9/13/2018 9:40 PM
627	Schools	9/13/2018 8:57 PM
628	Quiet	9/13/2018 7:26 PM
629	Religious community	9/13/2018 6:01 PM
630	lake	9/13/2018 5:58 PM
631	Lake	9/13/2018 5:02 PM
632	train service to Boston	9/13/2018 4:54 PM
633	Llibrary	9/13/2018 4:28 PM
634	History	9/13/2018 4:19 PM
635	Open space	9/13/2018 3:44 PM
636	Usability	9/13/2018 3:33 PM
637	lake	9/13/2018 2:51 PM
638	Lake	9/13/2018 1:43 PM
639	community	9/13/2018 1:30 PM
640	Trees	9/13/2018 1:29 PM
641	Education quality	9/13/2018 1:15 PM
642	lake	9/13/2018 1:05 PM
643	Lake	9/13/2018 12:27 PM
644	unknown	9/13/2018 11:25 AM
645	Space	9/13/2018 11:15 AM
646	Lake Massapoag	9/13/2018 11:13 AM

## Q28 What types of open spaces in town do you use most often? (Select up to 3)

Answered: 646 Skipped: 194



ANSWER CHOICES	RESPONSES	
Community parks and playgrounds	48.76%	315
Sports fields	23.53%	152
Trails, paths, and forestland	52.94%	342
Farms	27.71%	179
Lake Massapoag, beaches, ponds, rivers, and streams	68.89%	445
I don't use open spaces/they are not a priority for me	7.28%	47
Other (please specify)	2.48%	16
Total Respondents: 646		

#	OTHER (PLEASE SPECIFY)	DATE
1	my neighborhood	10/19/2018 10:16 AM
2	Borderland and Moose Hill	10/15/2018 9:35 PM
3	Borderland and moose hill	10/6/2018 11:43 AM
4	0	10/5/2018 12:07 AM
5	neighborhood walkways	10/4/2018 6:05 AM
6	Roads for biking	10/3/2018 11:53 PM
7	Train station	10/3/2018 8:49 PM
8	Yard	10/3/2018 8:11 PM
9	Dog park	10/3/2018 7:28 PM
10	Borderland	10/3/2018 6:48 AM
11	walking on sides of roads	10/1/2018 6:20 AM
12	school grounds	9/30/2018 9:20 PM

## Imagine Sharon: Fall Survey

13	borderland	9/26/2018 6:13 PM
14	Borderlands State Park	9/25/2018 8:42 PM
15	sidewalks or tracks for walking	9/24/2018 12:21 PM
16	Horse riding trails	9/17/2018 9:14 PM

**Q30 This Imagine Sharon Plan will include a community Vision Statement to guide the town's future. What three (3) words should be included? (These words represent big ideas that you think should be the focus of the Plan's vision such as education, open space, beautification, etc.)**

Answered: 646 Skipped: 194

ANSWER CHOICES	RESPONSES
Word 1	100.00% 646
Word 2	100.00% 646
Word 3	100.00% 646

#	WORD 1	DATE
1	Open space	10/27/2018 12:17 PM
2	beautification	10/22/2018 3:08 PM
3	Education	10/22/2018 1:31 PM
4	open space	10/22/2018 12:12 PM
5	education	10/22/2018 11:46 AM
6	Sustainable	10/22/2018 11:36 AM
7	schools	10/22/2018 11:23 AM
8	Cleanliness	10/22/2018 11:21 AM
9	lifestyle	10/22/2018 9:51 AM
10	?	10/22/2018 6:37 AM
11	open space	10/21/2018 11:09 PM
12	education	10/20/2018 8:01 PM
13	Diversity	10/20/2018 6:28 PM
14	community	10/20/2018 2:10 PM
15	Small but global community	10/19/2018 4:10 PM
16	Sustainability	10/19/2018 11:34 AM
17	open space	10/19/2018 11:14 AM
18	welcoming of all political persuasions	10/19/2018 10:16 AM
19	Education	10/19/2018 8:04 AM
20	improved schools	10/18/2018 2:20 PM
21	peaceful (e.g., no gunshots)	10/18/2018 10:56 AM
22	Inclusive	10/18/2018 8:32 AM
23	.	10/17/2018 11:21 PM
24	Nature	10/17/2018 10:31 PM
25	open space	10/17/2018 8:04 PM
26	education	10/17/2018 7:03 PM
27	public safety	10/17/2018 3:54 PM
28	economic development	10/17/2018 3:48 PM
29	Historical	10/17/2018 3:27 PM
30	modernization	10/17/2018 3:14 PM
31	Parking	10/17/2018 3:05 PM

## Imagine Sharon: Fall Survey

32	managed	10/17/2018 2:55 PM
33	Shops	10/17/2018 2:40 PM
34	Planning	10/17/2018 2:16 PM
35	Utilitarian	10/17/2018 2:16 PM
36	culture	10/17/2018 2:04 PM
37	Businesses	10/17/2018 1:59 PM
38	Accessibility	10/17/2018 1:53 PM
39	Convenient	10/16/2018 1:52 PM
40	community	10/16/2018 11:38 AM
41	Road repairs and clean up	10/16/2018 7:11 AM
42	preserve natural beauty	10/15/2018 9:35 PM
43	fios	10/15/2018 6:21 PM
44	Businesses	10/15/2018 5:44 PM
45	sustainability	10/15/2018 3:47 PM
46	Education	10/15/2018 3:15 PM
47	Economic	10/15/2018 1:18 PM
48	connections	10/15/2018 11:21 AM
49	roads	10/15/2018 9:40 AM
50	educational excellence	10/15/2018 9:33 AM
51	Increase	10/14/2018 12:40 PM
52	Roads	10/14/2018 11:43 AM
53	Open space	10/14/2018 10:52 AM
54	Beautification	10/13/2018 10:12 PM
55	Inclusive	10/13/2018 9:02 PM
56	roads	10/13/2018 8:48 PM
57	Open space/Conservation	10/13/2018 6:12 PM
58	open space	10/13/2018 4:01 PM
59	Cost effectiveness	10/13/2018 2:56 PM
60	School and education improvement	10/13/2018 2:45 PM
61	library	10/13/2018 2:44 PM
62	School	10/13/2018 11:26 AM
63	Education	10/13/2018 9:54 AM
64	family	10/13/2018 9:47 AM
65	Destination	10/13/2018 9:36 AM
66	Business development	10/13/2018 9:24 AM
67	Community	10/13/2018 7:55 AM
68	Development	10/13/2018 6:49 AM
69	Open Space	10/13/2018 5:40 AM
70	Schools	10/12/2018 9:49 PM
71	Open-Space	10/12/2018 5:57 PM
72	Broaden tax base	10/12/2018 4:57 PM
73	.	10/12/2018 3:56 PM
74	Traffic reduction	10/12/2018 3:23 PM
75	Affordability	10/12/2018 2:04 PM
76	collaboration	10/12/2018 1:45 PM

## Imagine Sharon: Fall Survey

77	Accommodating	10/12/2018 1:06 PM
78	Preservation	10/12/2018 12:53 PM
79	Preservation	10/12/2018 12:53 PM
80	Open space	10/12/2018 12:51 PM
81	open space	10/12/2018 12:22 PM
82	Beautiful	10/12/2018 11:39 AM
83	Community	10/12/2018 11:14 AM
84	Financial sustainability (commercial tax base)	10/12/2018 9:33 AM
85	Not sure	10/12/2018 9:28 AM
86	Open space	10/12/2018 9:15 AM
87	Public transportation within town	10/12/2018 8:51 AM
88	Open Space	10/12/2018 8:40 AM
89	Education	10/12/2018 8:19 AM
90	economic development	10/12/2018 7:45 AM
91	Downtown area	10/11/2018 10:26 PM
92	education	10/11/2018 7:45 PM
93	Inclusive	10/11/2018 6:23 PM
94	community	10/11/2018 3:07 PM
95	innovative	10/11/2018 2:50 PM
96	Be	10/11/2018 1:24 PM
97	Source Water Protection	10/10/2018 10:07 PM
98	Preservation	10/10/2018 2:31 PM
99	education	10/9/2018 3:33 PM
100	Culture	10/9/2018 11:18 AM
101	Education	10/9/2018 9:30 AM
102	Community	10/8/2018 11:11 PM
103	Vibrant	10/8/2018 10:12 PM
104	Sustainability	10/8/2018 9:56 PM
105	Our Historical Past	10/8/2018 8:08 PM
106	education	10/8/2018 7:49 PM
107	natural open space	10/8/2018 6:31 PM
108	Education	10/8/2018 6:08 PM
109	scenic beauty	10/8/2018 6:02 PM
110	business	10/8/2018 10:33 AM
111	Inclusive	10/8/2018 8:03 AM
112	natural	10/7/2018 6:10 PM
113	Education	10/7/2018 5:54 PM
114	ban mcmansions	10/7/2018 2:15 PM
115	Businesses	10/7/2018 11:49 AM
116	open space	10/7/2018 12:25 AM
117	conservation	10/6/2018 11:47 PM
118	open space	10/6/2018 9:01 PM
119	clean	10/6/2018 8:06 PM
120	sustainability	10/6/2018 7:15 PM
121	Open space	10/6/2018 4:46 PM

## Imagine Sharon: Fall Survey

122	Education	10/6/2018 2:31 PM
123	Peaceful	10/6/2018 11:43 AM
124	Education	10/6/2018 11:27 AM
125	walkability	10/6/2018 10:58 AM
126	Develop	10/6/2018 10:22 AM
127	education	10/6/2018 8:10 AM
128	Environmental	10/6/2018 6:34 AM
129	Sustainability	10/5/2018 11:48 PM
130	Education	10/5/2018 6:49 PM
131	Arts	10/5/2018 4:30 PM
132	education	10/5/2018 3:00 PM
133	Local business	10/5/2018 2:01 PM
134	Sustainability	10/5/2018 1:43 PM
135	Beautification	10/5/2018 11:27 AM
136	Education	10/5/2018 11:16 AM
137	Inclusion	10/5/2018 11:16 AM
138	Businesses	10/5/2018 10:10 AM
139	Education	10/5/2018 9:59 AM
140	Community	10/5/2018 8:26 AM
141	Open space	10/5/2018 7:23 AM
142	sustainability	10/5/2018 6:47 AM
143	education	10/5/2018 5:48 AM
144	Accessibility	10/5/2018 12:15 AM
145	Inclusiveness	10/5/2018 12:07 AM
146	Commercial	10/4/2018 11:23 PM
147	Education	10/4/2018 11:21 PM
148	Diversity	10/4/2018 10:13 PM
149	natural	10/4/2018 10:00 PM
150	Open Space	10/4/2018 9:40 PM
151	Health	10/4/2018 9:11 PM
152	more	10/4/2018 9:02 PM
153	affordability	10/4/2018 8:33 PM
154	Business development	10/4/2018 8:23 PM
155	Community	10/4/2018 8:19 PM
156	Inclusivity	10/4/2018 7:43 PM
157	Commuter rail	10/4/2018 7:22 PM
158	Parking at commuter-rail/transportation/shuttles	10/4/2018 7:04 PM
159	Safety	10/4/2018 7:00 PM
160	Sustainability	10/4/2018 6:37 PM
161	Education	10/4/2018 5:41 PM
162	community	10/4/2018 5:25 PM
163	Diverse	10/4/2018 5:20 PM
164	safety	10/4/2018 5:14 PM
165	sustainability	10/4/2018 4:39 PM
166	Diversity	10/4/2018 4:21 PM

## Imagine Sharon: Fall Survey

167	Senior Housing	10/4/2018 4:04 PM
168	Attractive	10/4/2018 3:59 PM
169	Nature	10/4/2018 3:20 PM
170	Education	10/4/2018 2:36 PM
171	schools	10/4/2018 2:31 PM
172	open space	10/4/2018 1:57 PM
173	Centralized business district	10/4/2018 1:23 PM
174	economics	10/4/2018 1:11 PM
175	education	10/4/2018 1:00 PM
176	Conservation	10/4/2018 12:52 PM
177	Drug Awareness and Abuse Programs in Schools	10/4/2018 12:44 PM
178	Diverse	10/4/2018 12:42 PM
179	More businesses	10/4/2018 12:24 PM
180	Preserve our land open space	10/4/2018 11:44 AM
181	maintaining	10/4/2018 11:15 AM
182	cost	10/4/2018 11:05 AM
183	Education	10/4/2018 11:04 AM
184	education	10/4/2018 10:58 AM
185	Restaurants	10/4/2018 10:56 AM
186	Allow business expansion	10/4/2018 10:55 AM
187	sustainability	10/4/2018 10:52 AM
188	education	10/4/2018 10:49 AM
189	elderly	10/4/2018 10:48 AM
190	education	10/4/2018 10:45 AM
191	sustainability	10/4/2018 10:28 AM
192	Progressive	10/4/2018 9:56 AM
193	Fishing	10/4/2018 9:55 AM
194	sustainability	10/4/2018 9:42 AM
195	Education	10/4/2018 9:39 AM
196	?	10/4/2018 9:37 AM
197	Education	10/4/2018 9:24 AM
198	green	10/4/2018 9:18 AM
199	Open Space	10/4/2018 8:41 AM
200	Traffic	10/4/2018 8:29 AM
201	Green space	10/4/2018 8:24 AM
202	Preventative	10/4/2018 8:20 AM
203	Business development	10/4/2018 8:19 AM
204	Education	10/4/2018 8:11 AM
205	Sustainability	10/4/2018 8:11 AM
206	ElementaryMathEducation	10/4/2018 7:59 AM
207	Education	10/4/2018 7:55 AM
208	peacefulness	10/4/2018 7:36 AM
209	Survey	10/4/2018 7:15 AM
210	Beautification	10/4/2018 6:32 AM
211	diversified	10/4/2018 6:05 AM



## Imagine Sharon: Fall Survey

212	Enabling	10/4/2018 6:02 AM
213	Green space	10/4/2018 4:28 AM
214	Beautification	10/4/2018 4:07 AM
215	open space	10/4/2018 12:54 AM
216	Telecommunications	10/4/2018 12:43 AM
217	education	10/4/2018 12:03 AM
218	Open Space	10/3/2018 11:53 PM
219	Limits	10/3/2018 11:33 PM
220	Acceptance	10/3/2018 11:13 PM
221	Senior residents perks	10/3/2018 11:06 PM
222	Downtown	10/3/2018 10:57 PM
223	Develop	10/3/2018 10:55 PM
224	Beutiful	10/3/2018 10:40 PM
225	Parking	10/3/2018 10:38 PM
226	open space	10/3/2018 10:08 PM
227	education	10/3/2018 10:05 PM
228	Family	10/3/2018 10:05 PM
229	home	10/3/2018 10:01 PM
230	education	10/3/2018 9:57 PM
231	education	10/3/2018 9:52 PM
232	Lower taxes	10/3/2018 9:48 PM
233	Open space	10/3/2018 9:39 PM
234	Transportation	10/3/2018 9:24 PM
235	education	10/3/2018 9:23 PM
236	infrastructure	10/3/2018 9:20 PM
237	Responsible	10/3/2018 9:17 PM
238	Diversity	10/3/2018 9:13 PM
239	accessible	10/3/2018 9:12 PM
240	Industry	10/3/2018 9:08 PM
241	innovation	10/3/2018 9:07 PM
242	education	10/3/2018 9:06 PM
243	Sidewalks	10/3/2018 9:00 PM
244	Street cleaning	10/3/2018 8:56 PM
245	Education	10/3/2018 8:53 PM
246	education	10/3/2018 8:50 PM
247	education	10/3/2018 8:50 PM
248	Serenity	10/3/2018 8:49 PM
249	Technology	10/3/2018 8:42 PM
250	Education	10/3/2018 8:41 PM
251	Education	10/3/2018 8:38 PM
252	Investment	10/3/2018 8:37 PM
253	religious diversity	10/3/2018 8:27 PM
254	Diverse	10/3/2018 8:26 PM
255	Green	10/3/2018 8:21 PM
256	Economy	10/3/2018 8:11 PM

## Imagine Sharon: Fall Survey

257	Environment	10/3/2018 8:10 PM
258	Business	10/3/2018 8:08 PM
259	.	10/3/2018 8:05 PM
260	Open Space	10/3/2018 7:56 PM
261	Retail	10/3/2018 7:53 PM
262	I	10/3/2018 7:52 PM
263	Education	10/3/2018 7:39 PM
264	Scalable	10/3/2018 7:33 PM
265	Education	10/3/2018 7:32 PM
266	Much	10/3/2018 7:28 PM
267	Economic development	10/3/2018 7:20 PM
268	Connection	10/3/2018 7:20 PM
269	Nature	10/3/2018 7:19 PM
270	reduce taxes	10/3/2018 7:18 PM
271	Education	10/3/2018 7:17 PM
272	Education	10/3/2018 7:12 PM
273	Education	10/3/2018 7:05 PM
274	parks	10/3/2018 7:04 PM
275	infrastructure	10/3/2018 7:00 PM
276	friendly	10/3/2018 6:55 PM
277	Beauty	10/3/2018 6:52 PM
278	Diversity	10/3/2018 6:51 PM
279	Natural	10/3/2018 6:50 PM
280	Natural	10/3/2018 6:48 PM
281	Roads	10/3/2018 6:46 PM
282	Kindness	10/3/2018 6:40 PM
283	Commerce	10/3/2018 6:33 PM
284	Education	10/3/2018 6:12 PM
285	Serenity	10/3/2018 6:00 PM
286	Active / Developed Downtown Area	10/3/2018 5:49 PM
287	Green	10/3/2018 5:46 PM
288	Lively	10/3/2018 5:40 PM
289	transportation	10/3/2018 5:36 PM
290	open space	10/3/2018 5:28 PM
291	Transport	10/3/2018 5:27 PM
292	conservation	10/3/2018 5:19 PM
293	Parking	10/3/2018 5:16 PM
294	Economic development	10/3/2018 5:12 PM
295	Nature	10/3/2018 5:10 PM
296	Growing	10/3/2018 5:06 PM
297	quality	10/3/2018 5:02 PM
298	Maintain open space	10/3/2018 4:58 PM
299	Business	10/3/2018 4:55 PM
300	Infrastructure	10/3/2018 4:49 PM
301	Education	10/3/2018 4:47 PM

## Imagine Sharon: Fall Survey

302	stable economic base	10/3/2018 4:41 PM
303	Open space	10/3/2018 4:21 PM
304	Economic development	10/3/2018 4:02 PM
305	open space	10/3/2018 4:00 PM
306	beauty	10/3/2018 3:56 PM
307	Education	10/3/2018 3:35 PM
308	Generational	10/3/2018 3:34 PM
309	open space	10/3/2018 3:33 PM
310	parking	10/3/2018 3:22 PM
311	Nature	10/3/2018 3:14 PM
312	Protect Nature	10/3/2018 3:06 PM
313	business-friendly	10/3/2018 3:04 PM
314	nature	10/3/2018 2:57 PM
315	Diverse	10/3/2018 2:56 PM
316	responsible	10/3/2018 2:48 PM
317	education	10/3/2018 2:45 PM
318	transportation within town	10/3/2018 2:43 PM
319	Education	10/3/2018 2:42 PM
320	Development	10/3/2018 2:40 PM
321	education	10/3/2018 12:54 PM
322	education	10/3/2018 11:41 AM
323	Amenities	10/3/2018 9:21 AM
324	education	10/3/2018 9:09 AM
325	Infrastructure	10/3/2018 8:14 AM
326	Community	10/3/2018 8:13 AM
327	Maintained	10/3/2018 6:48 AM
328	safe	10/3/2018 6:06 AM
329	Sustainability	10/2/2018 8:58 PM
330	Education	10/2/2018 7:57 PM
331	Environmental Sustainability	10/2/2018 3:28 PM
332	Education	10/2/2018 1:07 PM
333	education	10/1/2018 9:19 PM
334	education	10/1/2018 9:17 PM
335	Development	10/1/2018 7:51 PM
336	maintainance	10/1/2018 3:45 PM
337	cohesive	10/1/2018 2:14 PM
338	conservation	10/1/2018 1:01 PM
339	safety	10/1/2018 11:40 AM
340	sustainability	10/1/2018 11:19 AM
341	Sidewalks	10/1/2018 10:23 AM
342	Innovate	10/1/2018 8:25 AM
343	Inclusion	10/1/2018 8:11 AM
344	affordability	10/1/2018 8:07 AM
345	environment	10/1/2018 7:10 AM
346	Education	10/1/2018 6:59 AM

## Imagine Sharon: Fall Survey

347	walkability	10/1/2018 6:20 AM
348	Education	9/30/2018 11:52 PM
349	education	9/30/2018 11:44 PM
350	New school building	9/30/2018 11:35 PM
351	Sustainability	9/30/2018 11:06 PM
352	Education	9/30/2018 10:35 PM
353	education	9/30/2018 10:35 PM
354	New SHS	9/30/2018 10:16 PM
355	Space	9/30/2018 10:10 PM
356	Sports	9/30/2018 10:06 PM
357	Education	9/30/2018 9:53 PM
358	Access to open spaces	9/30/2018 9:38 PM
359	Health	9/30/2018 9:32 PM
360	Economic Development	9/30/2018 9:29 PM
361	Education	9/30/2018 9:21 PM
362	education	9/30/2018 9:20 PM
363	Beautiful	9/30/2018 9:17 PM
364	Education	9/30/2018 9:01 PM
365	Open space	9/30/2018 8:51 PM
366	Education	9/30/2018 8:45 PM
367	Education	9/30/2018 8:44 PM
368	Sustainably	9/30/2018 8:37 PM
369	Open space	9/30/2018 8:35 PM
370	Affordable housing	9/30/2018 8:32 PM
371	Beautification	9/30/2018 8:30 PM
372	Education	9/30/2018 8:27 PM
373	Education	9/30/2018 8:27 PM
374	Quaint	9/30/2018 8:26 PM
375	education	9/30/2018 8:24 PM
376	Economic Revitalization	9/30/2018 8:23 PM
377	Expand	9/30/2018 8:23 PM
378	education	9/30/2018 8:20 PM
379	Open space	9/30/2018 8:19 PM
380	Education	9/30/2018 12:27 PM
381	commercial	9/30/2018 10:17 AM
382	Schools	9/30/2018 7:23 AM
383	Education	9/29/2018 8:53 PM
384	diversity	9/29/2018 8:33 PM
385	Nature	9/29/2018 8:21 PM
386	Education	9/29/2018 6:54 PM
387	education	9/29/2018 2:08 PM
388	Great education	9/29/2018 1:54 PM
389	Diversity	9/29/2018 1:15 PM
390	Diverse	9/29/2018 1:14 PM
391	Education	9/29/2018 10:59 AM

## Imagine Sharon: Fall Survey

392	Add	9/29/2018 10:30 AM
393	Bicycling	9/29/2018 10:13 AM
394	Education	9/29/2018 9:59 AM
395	Affordable	9/27/2018 10:10 PM
396	affordability	9/27/2018 10:05 PM
397	Sustainable	9/27/2018 10:02 PM
398	open space	9/27/2018 8:26 PM
399	education	9/27/2018 4:02 PM
400	Continuing education	9/27/2018 12:48 PM
401	Growth	9/27/2018 10:30 AM
402	Public transportation	9/27/2018 8:21 AM
403	Community	9/27/2018 6:48 AM
404	Safety	9/26/2018 11:17 PM
405	Environment	9/26/2018 11:02 PM
406	open spaces	9/26/2018 10:39 PM
407	safe	9/26/2018 10:01 PM
408	sidewalks	9/26/2018 6:13 PM
409	affordable housing	9/26/2018 5:30 PM
410	Education	9/26/2018 3:45 PM
411	library	9/26/2018 3:00 PM
412	Adaption	9/26/2018 2:19 PM
413	inclusion	9/26/2018 1:19 PM
414	Inclusion	9/26/2018 1:08 PM
415	Economic Sustainability (increase non-residential income base)	9/26/2018 12:49 PM
416	fresh air	9/26/2018 12:31 PM
417	local business for food/shopping/recreation (not banks, healthcare, etc..)	9/26/2018 12:02 PM
418	education/schools	9/26/2018 9:15 AM
419	Education	9/26/2018 8:18 AM
420	open space	9/26/2018 7:35 AM
421	beautification	9/25/2018 11:44 PM
422	Education	9/25/2018 10:04 PM
423	walkable	9/25/2018 9:49 PM
424	Education	9/25/2018 9:39 PM
425	Education	9/25/2018 9:00 PM
426	Exciting	9/25/2018 8:44 PM
427	diversity	9/25/2018 8:42 PM
428	Education	9/25/2018 7:32 PM
429	industry	9/25/2018 6:14 PM
430	Open space	9/25/2018 4:39 PM
431	Beautiful	9/25/2018 4:31 PM
432	community	9/25/2018 3:46 PM
433	Diversity	9/25/2018 2:35 PM
434	beautification	9/25/2018 1:56 PM
435	Diversity	9/25/2018 1:15 PM
436	Inclusive	9/25/2018 11:52 AM

## Imagine Sharon: Fall Survey

437	Beautification	9/25/2018 11:51 AM
438	Unencumbered Public Land	9/25/2018 11:01 AM
439	diversity	9/25/2018 10:57 AM
440	open	9/25/2018 10:54 AM
441	roads	9/25/2018 10:09 AM
442	Economics	9/25/2018 9:47 AM
443	Education- Good, Better, best	9/25/2018 9:41 AM
444	modern	9/25/2018 9:41 AM
445	Involvement	9/25/2018 9:19 AM
446	Education	9/25/2018 9:15 AM
447	Natural	9/24/2018 11:35 PM
448	preservation	9/24/2018 9:33 PM
449	education	9/24/2018 9:33 PM
450	Education	9/24/2018 6:54 PM
451	Education	9/24/2018 4:50 PM
452	Education	9/24/2018 4:33 PM
453	Walk ability	9/24/2018 4:03 PM
454	education	9/24/2018 12:21 PM
455	parking	9/24/2018 12:05 PM
456	education	9/24/2018 11:40 AM
457	Sustainable	9/24/2018 11:29 AM
458	Earth Sustainability	9/24/2018 10:38 AM
459	Accessible	9/24/2018 10:25 AM
460	Education	9/24/2018 10:21 AM
461	transportation	9/24/2018 9:59 AM
462	Education	9/24/2018 8:42 AM
463	Green	9/24/2018 8:24 AM
464	Education	9/24/2018 8:23 AM
465	open space	9/24/2018 8:08 AM
466	Property rights	9/24/2018 8:07 AM
467	open space	9/24/2018 12:42 AM
468	Stimulating	9/23/2018 11:04 PM
469	Walkability	9/23/2018 9:28 PM
470	Open space	9/23/2018 9:00 PM
471	Realistic	9/23/2018 8:18 PM
472	Community Spaces	9/23/2018 8:14 PM
473	Stabilize Taxes	9/23/2018 6:48 PM
474	Financial stability	9/23/2018 5:36 PM
475	culture	9/23/2018 4:03 PM
476	Progressive	9/23/2018 3:49 PM
477	green	9/23/2018 3:35 PM
478	Quality Education	9/23/2018 3:07 PM
479	education	9/23/2018 2:06 PM
480	affordable	9/23/2018 2:06 PM
481	Cluster retirement homes	9/23/2018 1:33 PM

## Imagine Sharon: Fall Survey

482	beautifcation	9/23/2018 12:57 PM
483	rebuild SHS	9/23/2018 12:56 PM
484	Better teachers at the middle school	9/23/2018 12:15 PM
485	Friendly	9/23/2018 12:14 PM
486	Lower taxes	9/23/2018 12:04 PM
487	Infrastructure	9/23/2018 11:42 AM
488	Infrastructure	9/23/2018 10:51 AM
489	retail development	9/23/2018 10:47 AM
490	Sustainability	9/23/2018 10:23 AM
491	Business	9/23/2018 9:52 AM
492	education	9/23/2018 9:52 AM
493	Family	9/23/2018 9:47 AM
494	Attract business	9/23/2018 9:41 AM
495	Education	9/23/2018 9:31 AM
496	Wooded	9/23/2018 9:23 AM
497	Open space	9/23/2018 9:05 AM
498	xxx	9/23/2018 9:02 AM
499	Vitality	9/23/2018 8:54 AM
500	sustainability	9/23/2018 8:53 AM
501	Accessible to all	9/23/2018 8:48 AM
502	Modern	9/23/2018 8:41 AM
503	Public transportation	9/23/2018 8:40 AM
504	Forests	9/23/2018 8:31 AM
505	Sustainable	9/23/2018 8:06 AM
506	Education	9/23/2018 7:55 AM
507	Affordable	9/23/2018 7:49 AM
508	Live	9/23/2018 7:28 AM
509	New high school	9/23/2018 7:23 AM
510	Preservation	9/23/2018 7:15 AM
511	education	9/23/2018 7:09 AM
512	Education	9/23/2018 7:07 AM
513	smaller government	9/23/2018 6:36 AM
514	Economic	9/23/2018 6:28 AM
515	Open space	9/23/2018 2:20 AM
516	Open space	9/23/2018 1:07 AM
517	Recreation	9/22/2018 2:24 PM
518	Education	9/21/2018 9:16 PM
519	Education	9/21/2018 8:30 PM
520	business plan	9/21/2018 5:15 PM
521	Diverse	9/20/2018 9:38 PM
522	common	9/20/2018 7:20 PM
523	Education	9/20/2018 3:34 PM
524	openspace	9/20/2018 1:11 PM
525	Education	9/19/2018 7:48 PM
526	Sidewalks	9/19/2018 7:36 PM

## Imagine Sharon: Fall Survey

527	Disability services	9/19/2018 4:42 PM
528	sustainability	9/19/2018 3:56 PM
529	Education	9/18/2018 9:46 PM
530	Nature	9/18/2018 8:00 PM
531	Electric	9/18/2018 7:51 PM
532	Beautification	9/18/2018 7:46 PM
533	natural resources	9/18/2018 7:15 PM
534	education	9/18/2018 6:43 PM
535	Commercial	9/18/2018 6:41 PM
536	preservation	9/18/2018 5:43 PM
537	Economy	9/18/2018 3:58 PM
538	Fiscal Sustainability	9/18/2018 2:06 PM
539	Business	9/18/2018 1:18 PM
540	Education	9/18/2018 12:40 PM
541	economic development	9/18/2018 11:19 AM
542	Education	9/18/2018 9:34 AM
543	improve	9/17/2018 9:45 PM
544	Green space	9/17/2018 9:14 PM
545	Aging	9/17/2018 9:13 PM
546	Vibrant	9/17/2018 5:11 PM
547	education	9/17/2018 4:16 PM
548	Safety	9/17/2018 12:52 PM
549	Great School	9/17/2018 12:48 PM
550	Love Local	9/17/2018 12:12 PM
551	Infrastructure	9/17/2018 11:29 AM
552	Lake	9/17/2018 11:21 AM
553	education	9/17/2018 8:58 AM
554	New Business	9/17/2018 7:58 AM
555	availability	9/17/2018 7:50 AM
556	Beautification	9/16/2018 9:44 PM
557	Walkability	9/16/2018 9:44 PM
558	Education	9/16/2018 8:16 PM
559	historic	9/16/2018 7:33 PM
560	Develpment	9/16/2018 3:17 PM
561	Bucolic	9/16/2018 2:27 PM
562	education	9/16/2018 1:12 PM
563	safe	9/16/2018 11:44 AM
564	sustainability	9/16/2018 8:58 AM
565	More stores industry	9/16/2018 7:10 AM
566	Education	9/15/2018 10:46 PM
567	Community	9/15/2018 8:41 PM
568	Education	9/15/2018 8:27 PM
569	Lake	9/15/2018 6:47 PM
570	Caring	9/15/2018 4:46 PM
571	Infrastructure	9/15/2018 3:28 PM



## Imagine Sharon: Fall Survey

572	Survey too long	9/15/2018 10:46 AM
573	Education	9/15/2018 10:36 AM
574	Transportation	9/15/2018 10:11 AM
575	Education	9/15/2018 9:38 AM
576	eliminate truck traffic through town	9/15/2018 7:55 AM
577	open space	9/15/2018 7:41 AM
578	Open Space	9/14/2018 11:04 PM
579	identity	9/14/2018 10:40 PM
580	education	9/14/2018 10:33 PM
581	Infrastructure	9/14/2018 9:58 PM
582	Education	9/14/2018 9:01 PM
583	education	9/14/2018 8:26 PM
584	Friendly	9/14/2018 5:57 PM
585	thoughtful	9/14/2018 5:48 PM
586	Education	9/14/2018 5:23 PM
587	Schools	9/14/2018 2:32 PM
588	Education (new high school building)	9/14/2018 2:21 PM
589	NO	9/14/2018 1:59 PM
590	Transportation	9/14/2018 1:43 PM
591	businesses	9/14/2018 1:41 PM
592	Growth(development)	9/14/2018 1:22 PM
593	Open Space	9/14/2018 1:15 PM
594	Education	9/14/2018 1:05 PM
595	Diversity	9/14/2018 1:02 PM
596	compassion	9/14/2018 12:51 PM
597	Diverse	9/14/2018 12:49 PM
598	Education	9/14/2018 12:45 PM
599	Nature	9/14/2018 12:43 PM
600	education	9/14/2018 12:41 PM
601	Sustainability	9/14/2018 12:40 PM
602	AFORDALE	9/14/2018 12:38 PM
603	sense of community	9/14/2018 12:37 PM
604	Genesis	9/14/2018 12:29 PM
605	Education	9/14/2018 12:28 PM
606	Education	9/14/2018 12:26 PM
607	Diversity	9/14/2018 12:24 PM
608	Education	9/14/2018 12:17 PM
609	Economy	9/14/2018 12:12 PM
610	Education	9/14/2018 12:09 PM
611	Education	9/14/2018 12:05 PM
612	Convert more conservation land to publicly accessible parks	9/14/2018 11:55 AM
613	Education	9/14/2018 11:54 AM
614	Accesability	9/14/2018 11:42 AM
615	Modernization	9/14/2018 11:41 AM
616	Vibrant	9/14/2018 11:34 AM

## Imagine Sharon: Fall Survey

617	beautification	9/14/2018 11:29 AM
618	Commerce	9/14/2018 8:41 AM
619	transportation	9/14/2018 8:20 AM
620	Accessible	9/14/2018 7:29 AM
621	Respectful of environment	9/13/2018 10:56 PM
622	Sustainable	9/13/2018 10:34 PM
623	Community	9/13/2018 10:19 PM
624	Smart Development	9/13/2018 10:05 PM
625	Education	9/13/2018 9:53 PM
626	promote healthy living through local businesses, restaurants, open spaces, bike paths	9/13/2018 9:40 PM
627	Businesses	9/13/2018 8:57 PM
628	Education	9/13/2018 7:26 PM
629	Retail	9/13/2018 6:01 PM
630	education	9/13/2018 5:58 PM
631	Beautification	9/13/2018 5:02 PM
632	Econ development	9/13/2018 4:54 PM
633	information access	9/13/2018 4:28 PM
634	History	9/13/2018 4:19 PM
635	Open space	9/13/2018 3:44 PM
636	Growth	9/13/2018 3:33 PM
637	learning	9/13/2018 2:51 PM
638	Education	9/13/2018 1:43 PM
639	natural resoures	9/13/2018 1:30 PM
640	School	9/13/2018 1:29 PM
641	Education	9/13/2018 1:15 PM
642	education	9/13/2018 1:05 PM
643	open space	9/13/2018 12:27 PM
644	affordable	9/13/2018 11:25 AM
645	Open space	9/13/2018 11:15 AM
646	senior services	9/13/2018 11:13 AM
#	WORD 2	DATE
1	Safety	10/27/2018 12:17 PM
2	open space	10/22/2018 3:08 PM
3	Environment	10/22/2018 1:31 PM
4	preservation	10/22/2018 12:12 PM
5	open space	10/22/2018 11:46 AM
6	Viable	10/22/2018 11:36 AM
7	taxes	10/22/2018 11:23 AM
8	Modernized	10/22/2018 11:21 AM
9	affordability	10/22/2018 9:51 AM
10	?	10/22/2018 6:37 AM
11	beatification	10/21/2018 11:09 PM
12	diversity	10/20/2018 8:01 PM
13	Respect	10/20/2018 6:28 PM
14	acceptance	10/20/2018 2:10 PM

## Imagine Sharon: Fall Survey

15	Brilliant , healthy and cultured minds	10/19/2018 4:10 PM
16	Preservation	10/19/2018 11:34 AM
17	clean water	10/19/2018 11:14 AM
18	more amenities	10/19/2018 10:16 AM
19	Local businesses	10/19/2018 8:04 AM
20	timely fixing of the roads	10/18/2018 2:20 PM
21	accepting	10/18/2018 10:56 AM
22	Progressive	10/18/2018 8:32 AM
23	.	10/17/2018 11:21 PM
24	Education	10/17/2018 10:31 PM
25	beautification	10/17/2018 8:04 PM
26	open space	10/17/2018 7:03 PM
27	snow removal	10/17/2018 3:54 PM
28	beautification	10/17/2018 3:48 PM
29	Beautiful	10/17/2018 3:27 PM
30	beautification	10/17/2018 3:14 PM
31	Restaurants	10/17/2018 3:05 PM
32	safety	10/17/2018 2:55 PM
33	restaurants	10/17/2018 2:40 PM
34	Including	10/17/2018 2:16 PM
35	Progressive	10/17/2018 2:16 PM
36	transportation	10/17/2018 2:04 PM
37	Convenience	10/17/2018 1:59 PM
38	Clear	10/17/2018 1:53 PM
39	Beauty	10/16/2018 1:52 PM
40	togetherness	10/16/2018 11:38 AM
41	Bring back red and yellow lights for walkers when crossing	10/16/2018 7:11 AM
42	add more sidewalks	10/15/2018 9:35 PM
43	good roads	10/15/2018 6:21 PM
44	Education	10/15/2018 5:44 PM
45	school space	10/15/2018 3:47 PM
46	Safety	10/15/2018 3:15 PM
47	Development	10/15/2018 1:18 PM
48	balance	10/15/2018 11:21 AM
49	education	10/15/2018 9:40 AM
50	tight knit community	10/15/2018 9:33 AM
51	Rail	10/14/2018 12:40 PM
52	Sidewalks	10/14/2018 11:43 AM
53	sustainable	10/14/2018 10:52 AM
54	Zoning	10/13/2018 10:12 PM
55	Safe	10/13/2018 9:02 PM
56	open space	10/13/2018 8:48 PM
57	Town center	10/13/2018 6:12 PM
58	parks	10/13/2018 4:01 PM
59	Inclusivity	10/13/2018 2:56 PM

## Imagine Sharon: Fall Survey

60	Local store like Target or Walmart	10/13/2018 2:45 PM
61	transportation	10/13/2018 2:44 PM
62	Progressive	10/13/2018 11:26 AM
63	Sustainability	10/13/2018 9:54 AM
64	education	10/13/2018 9:47 AM
65	Education	10/13/2018 9:36 AM
66	Education	10/13/2018 9:24 AM
67	Affordability (think tax load reduction)	10/13/2018 7:55 AM
68	Education	10/13/2018 6:49 AM
69	Environmentally Friendly	10/13/2018 5:40 AM
70	Open space	10/12/2018 9:49 PM
71	Agricultural	10/12/2018 5:57 PM
72	Maintain Conservation Land	10/12/2018 4:57 PM
73	.	10/12/2018 3:56 PM
74	Beautification	10/12/2018 3:23 PM
75	Safe	10/12/2018 2:04 PM
76	future	10/12/2018 1:45 PM
77	Accessible	10/12/2018 1:06 PM
78	Community	10/12/2018 12:53 PM
79	Historical	10/12/2018 12:53 PM
80	Safety	10/12/2018 12:51 PM
81	clean	10/12/2018 12:22 PM
82	Resourceful	10/12/2018 11:39 AM
83	Inclusion	10/12/2018 11:14 AM
84	Open space and natural resources	10/12/2018 9:33 AM
85	Not sure	10/12/2018 9:28 AM
86	Environment	10/12/2018 9:15 AM
87	Better Infrastructure	10/12/2018 8:51 AM
88	Retail	10/12/2018 8:40 AM
89	Library	10/12/2018 8:19 AM
90	open space	10/12/2018 7:45 AM
91	Education and their facilities	10/11/2018 10:26 PM
92	open space	10/11/2018 7:45 PM
93	Diversified	10/11/2018 6:23 PM
94	economic and other diversity	10/11/2018 3:07 PM
95	cultural	10/11/2018 2:50 PM
96	Less	10/11/2018 1:24 PM
97	Rattlesnake Hill Preservation	10/10/2018 10:07 PM
98	Affordability	10/10/2018 2:31 PM
99	economic base	10/9/2018 3:33 PM
100	Parks	10/9/2018 11:18 AM
101	Transportation	10/9/2018 9:30 AM
102	Education	10/8/2018 11:11 PM
103	Arts	10/8/2018 10:12 PM
104	Education	10/8/2018 9:56 PM

## Imagine Sharon: Fall Survey

105	Open Space	10/8/2018 8:08 PM
106	open space	10/8/2018 7:49 PM
107	clean brooks, vernal pools and Lake Massapoag	10/8/2018 6:31 PM
108	Housing	10/8/2018 6:08 PM
109	education	10/8/2018 6:02 PM
110	infrastructure	10/8/2018 10:33 AM
111	Sustainable	10/8/2018 8:03 AM
112	community	10/7/2018 6:10 PM
113	Environment	10/7/2018 5:54 PM
114	keep architectural and lot diversity	10/7/2018 2:15 PM
115	Shops	10/7/2018 11:49 AM
116	trees	10/7/2018 12:25 AM
117	sustainability	10/6/2018 11:47 PM
118	building improvement	10/6/2018 9:01 PM
119	smart	10/6/2018 8:06 PM
120	education	10/6/2018 7:15 PM
121	Education	10/6/2018 4:46 PM
122	Environment	10/6/2018 2:31 PM
123	Diversity	10/6/2018 11:43 AM
124	Business	10/6/2018 11:27 AM
125	open space access	10/6/2018 10:58 AM
126	Cranberry	10/6/2018 10:22 AM
127	local business development	10/6/2018 8:10 AM
128	Health	10/6/2018 6:34 AM
129	Safety	10/5/2018 11:48 PM
130	Rural	10/5/2018 6:49 PM
131	Nature	10/5/2018 4:30 PM
132	open space	10/5/2018 3:00 PM
133	Education	10/5/2018 2:01 PM
134	Recreation	10/5/2018 1:43 PM
135	Open space	10/5/2018 11:27 AM
136	Transportation	10/5/2018 11:16 AM
137	green space	10/5/2018 11:16 AM
138	Parking	10/5/2018 10:10 AM
139	Cultural Center	10/5/2018 9:59 AM
140	Education	10/5/2018 8:26 AM
141	Diversity	10/5/2018 7:23 AM
142	Affordability	10/5/2018 6:47 AM
143	open space	10/5/2018 5:48 AM
144	Safety	10/5/2018 12:15 AM
145	Education	10/5/2018 12:07 AM
146	Tax	10/4/2018 11:23 PM
147	Community	10/4/2018 11:21 PM
148	Education	10/4/2018 10:13 PM
149	small	10/4/2018 10:00 PM

## Imagine Sharon: Fall Survey

150	Public facilities	10/4/2018 9:40 PM
151	Environment	10/4/2018 9:11 PM
152	train	10/4/2018 9:02 PM
153	economic equality	10/4/2018 8:33 PM
154	Education	10/4/2018 8:23 PM
155	Tax-revenue	10/4/2018 8:19 PM
156	Sustainability	10/4/2018 7:43 PM
157	Building maintenance	10/4/2018 7:22 PM
158	Education	10/4/2018 7:04 PM
159	Recreation	10/4/2018 7:00 PM
160	community	10/4/2018 6:37 PM
161	Restaurants	10/4/2018 5:41 PM
162	convenience	10/4/2018 5:25 PM
163	Modern	10/4/2018 5:20 PM
164	affordability	10/4/2018 5:14 PM
165	safety	10/4/2018 4:39 PM
166	Community	10/4/2018 4:21 PM
167	Maintain Streets	10/4/2018 4:04 PM
168	Intelligent	10/4/2018 3:59 PM
169	Schools	10/4/2018 3:20 PM
170	Convenience	10/4/2018 2:36 PM
171	hiking	10/4/2018 2:31 PM
172	green energy	10/4/2018 1:57 PM
173	Environmentally sustainable	10/4/2018 1:23 PM
174	space	10/4/2018 1:11 PM
175	safety	10/4/2018 1:00 PM
176	Well maintained	10/4/2018 12:52 PM
177	School Facility Improvements	10/4/2018 12:44 PM
178	Community	10/4/2018 12:42 PM
179	Better roads	10/4/2018 12:24 PM
180	Enhance our public schools bring into the 20th century	10/4/2018 11:44 AM
181	open	10/4/2018 11:15 AM
182	cost	10/4/2018 11:05 AM
183	Sculpted Beautification of Landscape	10/4/2018 11:04 AM
184	open space	10/4/2018 10:58 AM
185	Transporation	10/4/2018 10:56 AM
186	More business tax revenue	10/4/2018 10:55 AM
187	broadened-tax-base	10/4/2018 10:52 AM
188	beautification	10/4/2018 10:49 AM
189	tax	10/4/2018 10:48 AM
190	destination	10/4/2018 10:45 AM
191	energy efficiency	10/4/2018 10:28 AM
192	Future	10/4/2018 9:56 AM
193	Development	10/4/2018 9:55 AM
194	inclusivity	10/4/2018 9:42 AM

## Imagine Sharon: Fall Survey

195	Serenity	10/4/2018 9:39 AM
196	?	10/4/2018 9:37 AM
197	Open Space	10/4/2018 9:24 AM
198	sustainable	10/4/2018 9:18 AM
199	Education	10/4/2018 8:41 AM
200	Services	10/4/2018 8:29 AM
201	Safety	10/4/2018 8:24 AM
202	Forward-thinking	10/4/2018 8:20 AM
203	Preservation of lake	10/4/2018 8:19 AM
204	Water Supply	10/4/2018 8:11 AM
205	Green space	10/4/2018 8:11 AM
206	CommuterRail	10/4/2018 7:59 AM
207	Open space	10/4/2018 7:55 AM
208	efficiency	10/4/2018 7:36 AM
209	Too	10/4/2018 7:15 AM
210	Open space	10/4/2018 6:32 AM
211	conservation	10/4/2018 6:05 AM
212	Welcoming	10/4/2018 6:02 AM
213	education	10/4/2018 4:28 AM
214	Culture	10/4/2018 4:07 AM
215	vibrant center	10/4/2018 12:54 AM
216	Industry	10/4/2018 12:43 AM
217	diversity	10/4/2018 12:03 AM
218	Education	10/3/2018 11:53 PM
219	Maintenance	10/3/2018 11:33 PM
220	Education	10/3/2018 11:13 PM
221	Open space	10/3/2018 11:06 PM
222	Businesses	10/3/2018 10:57 PM
223	Business	10/3/2018 10:55 PM
224	Serene	10/3/2018 10:40 PM
225	Parking	10/3/2018 10:38 PM
226	sidewalks	10/3/2018 10:08 PM
227	safety	10/3/2018 10:05 PM
228	Safe	10/3/2018 10:05 PM
229	peace	10/3/2018 10:01 PM
230	broader was base	10/3/2018 9:57 PM
231	inclusion	10/3/2018 9:52 PM
232	Great school system	10/3/2018 9:48 PM
233	Infrastructure	10/3/2018 9:39 PM
234	Safety	10/3/2018 9:24 PM
235	economic development	10/3/2018 9:23 PM
236	business	10/3/2018 9:20 PM
237	Informed	10/3/2018 9:17 PM
238	Accessible	10/3/2018 9:13 PM
239	environmental	10/3/2018 9:12 PM

## Imagine Sharon: Fall Survey

240	Education	10/3/2018 9:08 PM
241	sustainability	10/3/2018 9:07 PM
242	affordable housing	10/3/2018 9:06 PM
243	Education	10/3/2018 9:00 PM
244	Snow removal	10/3/2018 8:56 PM
245	Community	10/3/2018 8:53 PM
246	traffic lights/transportation	10/3/2018 8:50 PM
247	sustainability	10/3/2018 8:50 PM
248	Trainstation	10/3/2018 8:49 PM
249	MunicipalInternet	10/3/2018 8:42 PM
250	Commercialization	10/3/2018 8:41 PM
251	Diversity	10/3/2018 8:38 PM
252	Business	10/3/2018 8:37 PM
253	open-spaces	10/3/2018 8:27 PM
254	Safe	10/3/2018 8:26 PM
255	Clean	10/3/2018 8:21 PM
256	Simplicity	10/3/2018 8:11 PM
257	Schools	10/3/2018 8:10 PM
258	Taxes	10/3/2018 8:08 PM
259	.	10/3/2018 8:05 PM
260	Recreation	10/3/2018 7:56 PM
261	Center	10/3/2018 7:53 PM
262	Love	10/3/2018 7:52 PM
263	Recreation	10/3/2018 7:39 PM
264	Sustainable	10/3/2018 7:33 PM
265	Culture	10/3/2018 7:32 PM
266	Lower	10/3/2018 7:28 PM
267	Cleaner lake	10/3/2018 7:20 PM
268	Bicycle	10/3/2018 7:20 PM
269	Education	10/3/2018 7:19 PM
270	increase commuter rail parking	10/3/2018 7:18 PM
271	Traffic	10/3/2018 7:17 PM
272	Businesses	10/3/2018 7:12 PM
273	Transportation	10/3/2018 7:05 PM
274	streets	10/3/2018 7:04 PM
275	schools	10/3/2018 7:00 PM
276	engagement	10/3/2018 6:55 PM
277	Transportation	10/3/2018 6:52 PM
278	Education	10/3/2018 6:51 PM
279	Sustainability	10/3/2018 6:50 PM
280	Downtown	10/3/2018 6:48 PM
281	Plowing	10/3/2018 6:46 PM
282	Protection	10/3/2018 6:40 PM
283	Culture	10/3/2018 6:33 PM
284	Eco/environment	10/3/2018 6:12 PM



## Imagine Sharon: Fall Survey

285	Beauty	10/3/2018 6:00 PM
286	More street Lights	10/3/2018 5:49 PM
287	Quiet	10/3/2018 5:46 PM
288	Restauranrs	10/3/2018 5:40 PM
289	library	10/3/2018 5:36 PM
290	reduce taxes	10/3/2018 5:28 PM
291	Beauty	10/3/2018 5:27 PM
292	safety	10/3/2018 5:19 PM
293	Parking	10/3/2018 5:16 PM
294	Lower taxes	10/3/2018 5:12 PM
295	Education	10/3/2018 5:10 PM
296	Fiscally Responsible	10/3/2018 5:06 PM
297	convenience	10/3/2018 5:02 PM
298	Traffic reduction	10/3/2018 4:58 PM
299	Sustainability	10/3/2018 4:55 PM
300	safety	10/3/2018 4:49 PM
301	Cost of Living	10/3/2018 4:47 PM
302	community	10/3/2018 4:41 PM
303	Accessibility	10/3/2018 4:21 PM
304	Education	10/3/2018 4:02 PM
305	beautification	10/3/2018 4:00 PM
306	restaurants	10/3/2018 3:56 PM
307	Conservation	10/3/2018 3:35 PM
308	Innovative	10/3/2018 3:34 PM
309	education	10/3/2018 3:33 PM
310	businesses	10/3/2018 3:22 PM
311	schools	10/3/2018 3:14 PM
312	Build community	10/3/2018 3:06 PM
313	green	10/3/2018 3:04 PM
314	sidewalks	10/3/2018 2:57 PM
315	Great	10/3/2018 2:56 PM
316	competent	10/3/2018 2:48 PM
317	nature	10/3/2018 2:45 PM
318	more restaurant options	10/3/2018 2:43 PM
319	transportation	10/3/2018 2:42 PM
320	Sustainability	10/3/2018 2:40 PM
321	safety	10/3/2018 12:54 PM
322	friendly	10/3/2018 11:41 AM
323	Beautifcation	10/3/2018 9:21 AM
324	public transportation	10/3/2018 9:09 AM
325	Beautification	10/3/2018 8:14 AM
326	Affordability	10/3/2018 8:13 AM
327	Affordability	10/3/2018 6:48 AM
328	diverse	10/3/2018 6:06 AM
329	Conservation land	10/2/2018 8:58 PM

## Imagine Sharon: Fall Survey

330	Nature	10/2/2018 7:57 PM
331	Diversity	10/2/2018 3:28 PM
332	open space	10/2/2018 1:07 PM
333	health	10/1/2018 9:19 PM
334	accessibility	10/1/2018 9:17 PM
335	Culture	10/1/2018 7:51 PM
336	activities	10/1/2018 3:45 PM
337	inclusive	10/1/2018 2:14 PM
338	safe	10/1/2018 1:01 PM
339	---	10/1/2018 11:40 AM
340	safety	10/1/2018 11:19 AM
341	Space	10/1/2018 10:23 AM
342	Renew	10/1/2018 8:25 AM
343	Open Space	10/1/2018 8:11 AM
344	beauty	10/1/2018 8:07 AM
345	nature	10/1/2018 7:10 AM
346	Transportation	10/1/2018 6:59 AM
347	pride	10/1/2018 6:20 AM
348	Sustainability	9/30/2018 11:52 PM
349	housing	9/30/2018 11:44 PM
350	Sidewalks	9/30/2018 11:35 PM
351	Culture	9/30/2018 11:06 PM
352	Plowing	9/30/2018 10:35 PM
353	open space	9/30/2018 10:35 PM
354	Sidewalks	9/30/2018 10:16 PM
355	Education	9/30/2018 10:10 PM
356	Shops	9/30/2018 10:06 PM
357	New high school	9/30/2018 9:53 PM
358	Education	9/30/2018 9:38 PM
359	Transportation	9/30/2018 9:32 PM
360	Social Community Sustainment	9/30/2018 9:29 PM
361	Community	9/30/2018 9:21 PM
362	accessible	9/30/2018 9:20 PM
363	Unique	9/30/2018 9:17 PM
364	Work	9/30/2018 9:01 PM
365	Education	9/30/2018 8:51 PM
366	Expansion	9/30/2018 8:45 PM
367	Economy	9/30/2018 8:44 PM
368	Education	9/30/2018 8:37 PM
369	Economically feasible	9/30/2018 8:35 PM
370	School buildings	9/30/2018 8:32 PM
371	Education	9/30/2018 8:30 PM
372	Preservation	9/30/2018 8:27 PM
373	Food and retail options	9/30/2018 8:27 PM
374	Family	9/30/2018 8:26 PM

## Imagine Sharon: Fall Survey

375	beautification	9/30/2018 8:24 PM
376	Beautification	9/30/2018 8:23 PM
377	Improve	9/30/2018 8:23 PM
378	buildings	9/30/2018 8:20 PM
379	Nature	9/30/2018 8:19 PM
380	Economic Development	9/30/2018 12:27 PM
381	less taxes	9/30/2018 10:17 AM
382	Lake	9/30/2018 7:23 AM
383	Beautification	9/29/2018 8:53 PM
384	education	9/29/2018 8:33 PM
385	Conservation	9/29/2018 8:21 PM
386	Beautification	9/29/2018 6:54 PM
387	businesses	9/29/2018 2:08 PM
388	Affordable taxes	9/29/2018 1:54 PM
389	Nature	9/29/2018 1:15 PM
390	Natural	9/29/2018 1:14 PM
391	Open	9/29/2018 10:59 AM
392	Train Station	9/29/2018 10:30 AM
393	Education	9/29/2018 10:13 AM
394	Diversity	9/29/2018 9:59 AM
395	Fiscally responsible	9/27/2018 10:10 PM
396	recreation	9/27/2018 10:05 PM
397	Community	9/27/2018 10:02 PM
398	continued community acceptance	9/27/2018 8:26 PM
399	safety	9/27/2018 4:02 PM
400	Better options for restaurants and small business	9/27/2018 12:48 PM
401	Open space	9/27/2018 10:30 AM
402	Sustainability	9/27/2018 8:21 AM
403	Sustainable	9/27/2018 6:48 AM
404	Nature	9/26/2018 11:17 PM
405	Transportation	9/26/2018 11:02 PM
406	friendly	9/26/2018 10:39 PM
407	convenient	9/26/2018 10:01 PM
408	schools	9/26/2018 6:13 PM
409	strong local businesses	9/26/2018 5:30 PM
410	Open space	9/26/2018 3:45 PM
411	beautification	9/26/2018 3:00 PM
412	Improvement	9/26/2018 2:19 PM
413	natural resources	9/26/2018 1:19 PM
414	Open-minded	9/26/2018 1:08 PM
415	Reliable Infrastructure	9/26/2018 12:49 PM
416	quiet	9/26/2018 12:31 PM
417	education	9/26/2018 12:02 PM
418	nature	9/26/2018 9:15 AM
419	Affordable	9/26/2018 8:18 AM

## Imagine Sharon: Fall Survey

420	safety	9/26/2018 7:35 AM
421	land use	9/25/2018 11:44 PM
422	Safe	9/25/2018 10:04 PM
423	education	9/25/2018 9:49 PM
424	Nature	9/25/2018 9:39 PM
425	Open space	9/25/2018 9:00 PM
426	Beautiful	9/25/2018 8:44 PM
427	open space	9/25/2018 8:42 PM
428	Open spa e	9/25/2018 7:32 PM
429	transportation	9/25/2018 6:14 PM
430	Affordable housing options	9/25/2018 4:39 PM
431	Stimulating	9/25/2018 4:31 PM
432	cooperation	9/25/2018 3:46 PM
433	Education	9/25/2018 2:35 PM
434	accessibility	9/25/2018 1:56 PM
435	Learning	9/25/2018 1:15 PM
436	Safe	9/25/2018 11:52 AM
437	Community	9/25/2018 11:51 AM
438	Infrastructure Maintenance	9/25/2018 11:01 AM
439	education	9/25/2018 10:57 AM
440	comfortable	9/25/2018 10:54 AM
441	buildings	9/25/2018 10:09 AM
442	Education	9/25/2018 9:47 AM
443	Safety- Never Let It Rest	9/25/2018 9:41 AM
444	hightech	9/25/2018 9:41 AM
445	Education	9/25/2018 9:19 AM
446	Economic	9/25/2018 9:15 AM
447	Sustainable	9/24/2018 11:35 PM
448	accomodation	9/24/2018 9:33 PM
449	Quality of life	9/24/2018 9:33 PM
450	Natural	9/24/2018 6:54 PM
451	Open space	9/24/2018 4:50 PM
452	Buisnesses	9/24/2018 4:33 PM
453	School usability	9/24/2018 4:03 PM
454	safe	9/24/2018 12:21 PM
455	open space	9/24/2018 12:05 PM
456	community	9/24/2018 11:40 AM
457	Water	9/24/2018 11:29 AM
458	Nature	9/24/2018 10:38 AM
459	Natural	9/24/2018 10:25 AM
460	Sustainable	9/24/2018 10:21 AM
461	safety	9/24/2018 9:59 AM
462	Peace	9/24/2018 8:42 AM
463	Future	9/24/2018 8:24 AM
464	Beautiful	9/24/2018 8:23 AM

## Imagine Sharon: Fall Survey

465	diverse eating options	9/24/2018 8:08 AM
466	Freedom	9/24/2018 8:07 AM
467	nature conservation	9/24/2018 12:42 AM
468	Sustainable	9/23/2018 11:04 PM
469	Community	9/23/2018 9:28 PM
470	Sustainability	9/23/2018 9:00 PM
471	Affordability	9/23/2018 8:18 PM
472	Education	9/23/2018 8:14 PM
473	Affordable housing	9/23/2018 6:48 PM
474	Accessibility	9/23/2018 5:36 PM
475	local business	9/23/2018 4:03 PM
476	Multicultural	9/23/2018 3:49 PM
477	economy	9/23/2018 3:35 PM
478	Excellent Safety	9/23/2018 3:07 PM
479	open spaces	9/23/2018 2:06 PM
480	respectful	9/23/2018 2:06 PM
481	Gardens	9/23/2018 1:33 PM
482	business	9/23/2018 12:57 PM
483	accessibility	9/23/2018 12:56 PM
484	Transportation	9/23/2018 12:15 PM
485	Livable	9/23/2018 12:14 PM
486	business friendly	9/23/2018 12:04 PM
487	Schools	9/23/2018 11:42 AM
488	Sports	9/23/2018 10:51 AM
489	beautification	9/23/2018 10:47 AM
490	Environment	9/23/2018 10:23 AM
491	Preservation	9/23/2018 9:52 AM
492	natural resources	9/23/2018 9:52 AM
493	Education	9/23/2018 9:47 AM
494	Great schools	9/23/2018 9:41 AM
495	Sports facilities	9/23/2018 9:31 AM
496	Peaceful	9/23/2018 9:23 AM
497	Senior space	9/23/2018 9:05 AM
498	xxx	9/23/2018 9:02 AM
499	Economy	9/23/2018 8:54 AM
500	open space	9/23/2018 8:53 AM
501	Education	9/23/2018 8:48 AM
502	Family	9/23/2018 8:41 AM
503	Education	9/23/2018 8:40 AM
504	Train Station	9/23/2018 8:31 AM
505	Community oriented	9/23/2018 8:06 AM
506	Open space	9/23/2018 7:55 AM
507	Uniting	9/23/2018 7:49 AM
508	Work	9/23/2018 7:28 AM
509	More dining options	9/23/2018 7:23 AM

## Imagine Sharon: Fall Survey

510	Efficiency	9/23/2018 7:15 AM
511	economic feasibility	9/23/2018 7:09 AM
512	Tax base	9/23/2018 7:07 AM
513	reduce employees	9/23/2018 6:36 AM
514	Safe	9/23/2018 6:28 AM
515	Business development	9/23/2018 2:20 AM
516	Beautification	9/23/2018 1:07 AM
517	Quiet/peacefulness	9/22/2018 2:24 PM
518	Community	9/21/2018 9:16 PM
519	Engaging	9/21/2018 8:30 PM
520	beautification	9/21/2018 5:15 PM
521	Affordable	9/20/2018 9:38 PM
522	meeting	9/20/2018 7:20 PM
523	Beautification	9/20/2018 3:34 PM
524	culture	9/20/2018 1:11 PM
525	Infrastructure	9/19/2018 7:48 PM
526	Cleanliness	9/19/2018 7:36 PM
527	Transportation	9/19/2018 4:42 PM
528	open space	9/19/2018 3:56 PM
529	Responsible growth	9/18/2018 9:46 PM
530	Restaurants	9/18/2018 8:00 PM
531	Visionary	9/18/2018 7:51 PM
532	Open Space	9/18/2018 7:46 PM
533	Forestry	9/18/2018 7:15 PM
534	diversity	9/18/2018 6:43 PM
535	Education	9/18/2018 6:41 PM
536	scenic	9/18/2018 5:43 PM
537	Sustainability	9/18/2018 3:58 PM
538	Open Space	9/18/2018 2:06 PM
539	Infrastructure	9/18/2018 1:18 PM
540	Infrastructure	9/18/2018 12:40 PM
541	transportation	9/18/2018 11:19 AM
542	Open Space	9/18/2018 9:34 AM
543	smart-city	9/17/2018 9:45 PM
544	safety	9/17/2018 9:14 PM
545	Education	9/17/2018 9:13 PM
546	Inclusive	9/17/2018 5:11 PM
547	business	9/17/2018 4:16 PM
548	Water quality	9/17/2018 12:52 PM
549	Sustaining financial situation	9/17/2018 12:48 PM
550	Modern Infrastructure	9/17/2018 12:12 PM
551	Adapatbility	9/17/2018 11:29 AM
552	Farm	9/17/2018 11:21 AM
553	commercial tax base	9/17/2018 8:58 AM
554	New Business tax	9/17/2018 7:58 AM

## Imagine Sharon: Fall Survey

555	beautification	9/17/2018 7:50 AM
556	Community	9/16/2018 9:44 PM
557	Bikeability	9/16/2018 9:44 PM
558	Multiculturalism	9/16/2018 8:16 PM
559	economic development	9/16/2018 7:33 PM
560	Environment	9/16/2018 3:17 PM
561	Education	9/16/2018 2:27 PM
562	nature	9/16/2018 1:12 PM
563	convenient	9/16/2018 11:44 AM
564	safe transportation routes- walk, bike, etc	9/16/2018 8:58 AM
565	Red and yellow lights when crossing the street	9/16/2018 7:10 AM
566	Town Center	9/15/2018 10:46 PM
567	Education	9/15/2018 8:41 PM
568	Retail	9/15/2018 8:27 PM
569	Education	9/15/2018 6:47 PM
570	Community	9/15/2018 4:46 PM
571	Sustainability	9/15/2018 3:28 PM
572	Survey too long	9/15/2018 10:46 AM
573	Passive recreation	9/15/2018 10:36 AM
574	Infrastructure	9/15/2018 10:11 AM
575	Diversity	9/15/2018 9:38 AM
576	commuter parking	9/15/2018 7:55 AM
577	diversity	9/15/2018 7:41 AM
578	Inclusion	9/14/2018 11:04 PM
579	appeal	9/14/2018 10:40 PM
580	accessibility	9/14/2018 10:33 PM
581	Natural resources	9/14/2018 9:58 PM
582	Community	9/14/2018 9:01 PM
583	diversity	9/14/2018 8:26 PM
584	Community	9/14/2018 5:57 PM
585	responsible	9/14/2018 5:48 PM
586	Sports facilities.	9/14/2018 5:23 PM
587	Recreation	9/14/2018 2:32 PM
588	Development (additional commercial revenue)	9/14/2018 2:21 PM
589	MORE	9/14/2018 1:59 PM
590	Infrastructure	9/14/2018 1:43 PM
591	economic development	9/14/2018 1:41 PM
592	ecological	9/14/2018 1:22 PM
593	Elder transportation	9/14/2018 1:15 PM
594	Conservation	9/14/2018 1:05 PM
595	Safety	9/14/2018 1:02 PM
596	mutual respect	9/14/2018 12:51 PM
597	Community	9/14/2018 12:49 PM
598	Financially stable	9/14/2018 12:45 PM
599	Green	9/14/2018 12:43 PM

## Imagine Sharon: Fall Survey

600	Recreation space	9/14/2018 12:41 PM
601	Compassion	9/14/2018 12:40 PM
602	OPEN SPACE	9/14/2018 12:38 PM
603	open space	9/14/2018 12:37 PM
604	Safety	9/14/2018 12:29 PM
605	Retail	9/14/2018 12:28 PM
606	Schools	9/14/2018 12:26 PM
607	Education	9/14/2018 12:24 PM
608	Social	9/14/2018 12:17 PM
609	Fairness	9/14/2018 12:12 PM
610	Accessibility	9/14/2018 12:09 PM
611	Beautification	9/14/2018 12:05 PM
612	Shopping	9/14/2018 11:55 AM
613	Business	9/14/2018 11:54 AM
614	Education	9/14/2018 11:42 AM
615	Education	9/14/2018 11:41 AM
616	Exciting	9/14/2018 11:34 AM
617	restaurants	9/14/2018 11:29 AM
618	Commerce	9/14/2018 8:41 AM
619	accessible	9/14/2018 8:20 AM
620	Diverse	9/14/2018 7:29 AM
621	Clean	9/13/2018 10:56 PM
622	Education	9/13/2018 10:34 PM
623	Economy	9/13/2018 10:19 PM
624	Natural perseverance	9/13/2018 10:05 PM
625	Inclusivity	9/13/2018 9:53 PM
626	high quality education and education facilities	9/13/2018 9:40 PM
627	Income	9/13/2018 8:57 PM
628	Safety	9/13/2018 7:26 PM
629	Education	9/13/2018 6:01 PM
630	community	9/13/2018 5:58 PM
631	Cafes	9/13/2018 5:02 PM
632	Public Safety	9/13/2018 4:54 PM
633	open space	9/13/2018 4:28 PM
634	Open space	9/13/2018 4:19 PM
635	Multicultural community	9/13/2018 3:44 PM
636	Beautify	9/13/2018 3:33 PM
637	breathing	9/13/2018 2:51 PM
638	Open space	9/13/2018 1:43 PM
639	infrastructure	9/13/2018 1:30 PM
640	Computer parking	9/13/2018 1:29 PM
641	Affordability	9/13/2018 1:15 PM
642	convenience	9/13/2018 1:05 PM
643	education	9/13/2018 12:27 PM
644	inclusive	9/13/2018 11:25 AM



## Imagine Sharon: Fall Survey

645	Education	9/13/2018 11:15 AM
646	preservation	9/13/2018 11:13 AM
#	WORD 3	DATE
1	Diversity	10/27/2018 12:17 PM
2	transportation	10/22/2018 3:08 PM
3	Community	10/22/2018 1:31 PM
4	education	10/22/2018 12:12 PM
5	healthy communities	10/22/2018 11:46 AM
6	Financial	10/22/2018 11:36 AM
7	nature	10/22/2018 11:23 AM
8	Beautification	10/22/2018 11:21 AM
9	convenience	10/22/2018 9:51 AM
10	?	10/22/2018 6:37 AM
11	safety	10/21/2018 11:09 PM
12	livability	10/20/2018 8:01 PM
13	Community	10/20/2018 6:28 PM
14	education	10/20/2018 2:10 PM
15	Open arms	10/19/2018 4:10 PM
16	Respect	10/19/2018 11:34 AM
17	balanced growth	10/19/2018 11:14 AM
18	open spaces	10/19/2018 10:16 AM
19	Walkable	10/19/2018 8:04 AM
20	cameras at the train station	10/18/2018 2:20 PM
21	nature	10/18/2018 10:56 AM
22	Intelligent	10/18/2018 8:32 AM
23	.	10/17/2018 11:21 PM
24	Roads	10/17/2018 10:31 PM
25	diversity	10/17/2018 8:04 PM
26	good water	10/17/2018 7:03 PM
27	sidewalk	10/17/2018 3:54 PM
28	education	10/17/2018 3:48 PM
29	Liberal	10/17/2018 3:27 PM
30	financial responsibility	10/17/2018 3:14 PM
31	Social activities	10/17/2018 3:05 PM
32	beautification	10/17/2018 2:55 PM
33	Cafe	10/17/2018 2:40 PM
34	Thinking	10/17/2018 2:16 PM
35	Planned	10/17/2018 2:16 PM
36	natural	10/17/2018 2:04 PM
37	Education	10/17/2018 1:59 PM
38	Quiet	10/17/2018 1:53 PM
39	Welcoming	10/16/2018 1:52 PM
40	connection	10/16/2018 11:38 AM
41	Less housing more businesses	10/16/2018 7:11 AM
42	limit commercialization	10/15/2018 9:35 PM

## Imagine Sharon: Fall Survey

43	fixing depressing run-down shape of shopping plazas	10/15/2018 6:21 PM
44	Beatification	10/15/2018 5:44 PM
45	conservation	10/15/2018 3:47 PM
46	Comfort	10/15/2018 3:15 PM
47	Taxes	10/15/2018 1:18 PM
48	open space	10/15/2018 11:21 AM
49	trash	10/15/2018 9:40 AM
50	comforting	10/15/2018 9:33 AM
51	Parking	10/14/2018 12:40 PM
52	Maintenance	10/14/2018 11:43 AM
53	Beautification	10/14/2018 10:52 AM
54	Education	10/13/2018 10:12 PM
55	Sidewalks	10/13/2018 9:02 PM
56	diversity	10/13/2018 8:48 PM
57	Education	10/13/2018 6:12 PM
58	transportation	10/13/2018 4:01 PM
59	Efficiency	10/13/2018 2:56 PM
60	Playground or entertainment place for kids	10/13/2018 2:45 PM
61	maintenance	10/13/2018 2:44 PM
62	Growth	10/13/2018 11:26 AM
63	Open spaces	10/13/2018 9:54 AM
64	Open space	10/13/2018 9:47 AM
65	Family activities	10/13/2018 9:36 AM
66	Sustainability	10/13/2018 9:24 AM
67	Education	10/13/2018 7:55 AM
68	Transportation	10/13/2018 6:49 AM
69	Restaurants	10/13/2018 5:40 AM
70	No more houses	10/12/2018 9:49 PM
71	Education	10/12/2018 5:57 PM
72	Improve Library Facility	10/12/2018 4:57 PM
73	.	10/12/2018 3:56 PM
74	Education	10/12/2018 3:23 PM
75	Tight knit	10/12/2018 2:04 PM
76	health	10/12/2018 1:45 PM
77	Vibrant	10/12/2018 1:06 PM
78	Connectedness	10/12/2018 12:53 PM
79	Nature	10/12/2018 12:53 PM
80	Education	10/12/2018 12:51 PM
81	quality	10/12/2018 12:22 PM
82	Friendly	10/12/2018 11:39 AM
83	Healthy	10/12/2018 11:14 AM
84	Cultural and historic resources	10/12/2018 9:33 AM
85	Not sure	10/12/2018 9:28 AM
86	Stop expanding the town	10/12/2018 9:15 AM
87	More businesses	10/12/2018 8:51 AM

## Imagine Sharon: Fall Survey

88	Development	10/12/2018 8:40 AM
89	Lake	10/12/2018 8:19 AM
90	education	10/12/2018 7:45 AM
91	Beautification	10/11/2018 10:26 PM
92	sustainability	10/11/2018 7:45 PM
93	Educated	10/11/2018 6:23 PM
94	inclusive education	10/11/2018 3:07 PM
95	community	10/11/2018 2:50 PM
96	Boring	10/11/2018 1:24 PM
97	Lake Health	10/10/2018 10:07 PM
98	Beautification	10/10/2018 2:31 PM
99	retail hub	10/9/2018 3:33 PM
100	Education	10/9/2018 11:18 AM
101	Business	10/9/2018 9:30 AM
102	Arts	10/8/2018 11:11 PM
103	Education	10/8/2018 10:12 PM
104	Environment	10/8/2018 9:56 PM
105	Public Transportation	10/8/2018 8:08 PM
106	commerce	10/8/2018 7:49 PM
107	excellent schools	10/8/2018 6:31 PM
108	Tax Relief	10/8/2018 6:08 PM
109	open space	10/8/2018 6:02 PM
110	seniors	10/8/2018 10:33 AM
111	Healthy	10/8/2018 8:03 AM
112	education	10/7/2018 6:10 PM
113	Farms	10/7/2018 5:54 PM
114	restrain school spending	10/7/2018 2:15 PM
115	Restaurants	10/7/2018 11:49 AM
116	roads	10/7/2018 12:25 AM
117	inclusiveness	10/6/2018 11:47 PM
118	safety	10/6/2018 9:01 PM
119	open	10/6/2018 8:06 PM
120	diversity	10/6/2018 7:15 PM
121	Safety	10/6/2018 4:46 PM
122	Diversity	10/6/2018 2:31 PM
123	Beautiful	10/6/2018 11:43 AM
124	Transportation	10/6/2018 11:27 AM
125	street lighting	10/6/2018 10:58 AM
126	Bog	10/6/2018 10:22 AM
127	infrastructure	10/6/2018 8:10 AM
128	Safety	10/6/2018 6:34 AM
129	Education	10/5/2018 11:48 PM
130	Location	10/5/2018 6:49 PM
131	Restaurants	10/5/2018 4:30 PM
132	public services	10/5/2018 3:00 PM

## Imagine Sharon: Fall Survey

133	Parks	10/5/2018 2:01 PM
134	Education	10/5/2018 1:43 PM
135	Compatable light commercial	10/5/2018 11:27 AM
136	Recreation	10/5/2018 11:16 AM
137	multimodal	10/5/2018 11:16 AM
138	Schools	10/5/2018 10:10 AM
139	Inclusive	10/5/2018 9:59 AM
140	Sustainable	10/5/2018 8:26 AM
141	Education	10/5/2018 7:23 AM
142	Accessible	10/5/2018 6:47 AM
143	transportation	10/5/2018 5:48 AM
144	Planning	10/5/2018 12:15 AM
145	Roads	10/5/2018 12:07 AM
146	Revenue	10/4/2018 11:23 PM
147	Cultural Diversity	10/4/2018 11:21 PM
148	Natural Environment	10/4/2018 10:13 PM
149	quanit	10/4/2018 10:00 PM
150	Diversity	10/4/2018 9:40 PM
151	Diversity	10/4/2018 9:11 PM
152	parking	10/4/2018 9:02 PM
153	open space	10/4/2018 8:33 PM
154	Open space	10/4/2018 8:23 PM
155	Naturally-beautiful	10/4/2018 8:19 PM
156	Affordable	10/4/2018 7:43 PM
157	Fiscal responsibility	10/4/2018 7:22 PM
158	Community-building	10/4/2018 7:04 PM
159	Transportation	10/4/2018 7:00 PM
160	education	10/4/2018 6:37 PM
161	Downtown improvements	10/4/2018 5:41 PM
162	quiet	10/4/2018 5:25 PM
163	Healthy	10/4/2018 5:20 PM
164	cell reception	10/4/2018 5:14 PM
165	education	10/4/2018 4:39 PM
166	Education	10/4/2018 4:21 PM
167	lake	10/4/2018 4:04 PM
168	Progressive	10/4/2018 3:59 PM
169	Inclusion	10/4/2018 3:20 PM
170	Amenities	10/4/2018 2:36 PM
171	town center	10/4/2018 2:31 PM
172	education	10/4/2018 1:57 PM
173	Green and growing	10/4/2018 1:23 PM
174	safety	10/4/2018 1:11 PM
175	affordability	10/4/2018 1:00 PM
176	Open Space	10/4/2018 12:52 PM
177	Increase Variety in stores/shops	10/4/2018 12:44 PM

## Imagine Sharon: Fall Survey

178	Culture	10/4/2018 12:42 PM
179	lower taxes	10/4/2018 12:24 PM
180	Side walks esp around the lake	10/4/2018 11:44 AM
181	spaces	10/4/2018 11:15 AM
182	cost	10/4/2018 11:05 AM
183	Better Community Wide Spirit Participation	10/4/2018 11:04 AM
184	diversity	10/4/2018 10:58 AM
185	Education	10/4/2018 10:56 AM
186	Support for business development	10/4/2018 10:55 AM
187	affordability	10/4/2018 10:52 AM
188	cultural activities	10/4/2018 10:49 AM
189	relief	10/4/2018 10:48 AM
190	safety	10/4/2018 10:45 AM
191	bike/walkability	10/4/2018 10:28 AM
192	Accessible	10/4/2018 9:56 AM
193	Modernization	10/4/2018 9:55 AM
194	accessibility	10/4/2018 9:42 AM
195	Nature	10/4/2018 9:39 AM
196	?	10/4/2018 9:37 AM
197	Infrastructure	10/4/2018 9:24 AM
198	cultural	10/4/2018 9:18 AM
199	transportation	10/4/2018 8:41 AM
200	Beauty	10/4/2018 8:29 AM
201	Cleanliness	10/4/2018 8:24 AM
202	Accessibility	10/4/2018 8:20 AM
203	Town square beautification	10/4/2018 8:19 AM
204	Commercialization	10/4/2018 8:11 AM
205	Education	10/4/2018 8:11 AM
206	Sidewalks	10/4/2018 7:59 AM
207	Diversity	10/4/2018 7:55 AM
208	quality	10/4/2018 7:36 AM
209	Long	10/4/2018 7:15 AM
210	Shops	10/4/2018 6:32 AM
211	all generation friendly	10/4/2018 6:05 AM
212	Helpful	10/4/2018 6:02 AM
213	beautiful	10/4/2018 4:28 AM
214	Recreation	10/4/2018 4:07 AM
215	community	10/4/2018 12:54 AM
216	Schools	10/4/2018 12:43 AM
217	familytown	10/4/2018 12:03 AM
218	Affordability	10/3/2018 11:53 PM
219	Education	10/3/2018 11:33 PM
220	Nature	10/3/2018 11:13 PM
221	More dining choices	10/3/2018 11:06 PM
222	Library	10/3/2018 10:57 PM

## Imagine Sharon: Fall Survey

223	Taxes	10/3/2018 10:55 PM
224	Idyllic	10/3/2018 10:40 PM
225	Parking	10/3/2018 10:38 PM
226	bike trails	10/3/2018 10:08 PM
227	growth	10/3/2018 10:05 PM
228	Convenient	10/3/2018 10:05 PM
229	community	10/3/2018 10:01 PM
230	beautification	10/3/2018 9:57 PM
231	parks	10/3/2018 9:52 PM
232	Diversity	10/3/2018 9:48 PM
233	Zoning	10/3/2018 9:39 PM
234	Industry	10/3/2018 9:24 PM
235	open spaces	10/3/2018 9:23 PM
236	diversity	10/3/2018 9:20 PM
237	Universal	10/3/2018 9:17 PM
238	Education	10/3/2018 9:13 PM
239	open	10/3/2018 9:12 PM
240	Recreation	10/3/2018 9:08 PM
241	business friendly	10/3/2018 9:07 PM
242	Community	10/3/2018 9:06 PM
243	Natural Beauty	10/3/2018 9:00 PM
244	Repair street pavement	10/3/2018 8:56 PM
245	Diversity	10/3/2018 8:53 PM
246	more sports fields	10/3/2018 8:50 PM
247	community	10/3/2018 8:50 PM
248	Affordability	10/3/2018 8:49 PM
249	Infrastructure	10/3/2018 8:42 PM
250	Beautification	10/3/2018 8:41 PM
251	Open Space	10/3/2018 8:38 PM
252	Commerce	10/3/2018 8:37 PM
253	safe	10/3/2018 8:27 PM
254	Quiet	10/3/2018 8:26 PM
255	Quite	10/3/2018 8:21 PM
256	Freedom	10/3/2018 8:11 PM
257	Infrastructure	10/3/2018 8:10 PM
258	Beauty	10/3/2018 8:08 PM
259	.	10/3/2018 8:05 PM
260	Affordability	10/3/2018 7:56 PM
261	Schools	10/3/2018 7:53 PM
262	You	10/3/2018 7:52 PM
263	Business	10/3/2018 7:39 PM
264	Economic	10/3/2018 7:33 PM
265	Environment	10/3/2018 7:32 PM
266	Taxes	10/3/2018 7:28 PM
267	Beautification	10/3/2018 7:20 PM

## Imagine Sharon: Fall Survey

268	Schools	10/3/2018 7:20 PM
269	Safety	10/3/2018 7:19 PM
270	increase business in Sharon	10/3/2018 7:18 PM
271	Safety	10/3/2018 7:17 PM
272	Beautiful	10/3/2018 7:12 PM
273	Infrastructure	10/3/2018 7:05 PM
274	nightlife	10/3/2018 7:04 PM
275	taxes	10/3/2018 7:00 PM
276	neighborly	10/3/2018 6:55 PM
277	Education	10/3/2018 6:52 PM
278	Openness	10/3/2018 6:51 PM
279	Fiscal	10/3/2018 6:50 PM
280	Library	10/3/2018 6:48 PM
281	Landscaping	10/3/2018 6:46 PM
282	Respect	10/3/2018 6:40 PM
283	Recreation	10/3/2018 6:33 PM
284	Diverse and tolerant	10/3/2018 6:12 PM
285	Family	10/3/2018 6:00 PM
286	Education	10/3/2018 5:49 PM
287	Education	10/3/2018 5:46 PM
288	Shops	10/3/2018 5:40 PM
289	history	10/3/2018 5:36 PM
290	repair roads	10/3/2018 5:28 PM
291	Green	10/3/2018 5:27 PM
292	parking	10/3/2018 5:19 PM
293	Parking	10/3/2018 5:16 PM
294	Education	10/3/2018 5:12 PM
295	Safety	10/3/2018 5:10 PM
296	Diverse	10/3/2018 5:06 PM
297	ease	10/3/2018 5:02 PM
298	Improve roads	10/3/2018 4:58 PM
299	Housing	10/3/2018 4:55 PM
300	Lake	10/3/2018 4:49 PM
301	Food	10/3/2018 4:47 PM
302	quality of services	10/3/2018 4:41 PM
303	Education	10/3/2018 4:21 PM
304	Open space	10/3/2018 4:02 PM
305	x	10/3/2018 4:00 PM
306	education	10/3/2018 3:56 PM
307	Unity in Diversity	10/3/2018 3:35 PM
308	Multicultural	10/3/2018 3:34 PM
309	affordability	10/3/2018 3:33 PM
310	park	10/3/2018 3:22 PM
311	Relaxed	10/3/2018 3:14 PM
312	Etc	10/3/2018 3:06 PM

## Imagine Sharon: Fall Survey

313	education	10/3/2018 3:04 PM
314	local transportation	10/3/2018 2:57 PM
315	Clean	10/3/2018 2:56 PM
316	protection	10/3/2018 2:48 PM
317	community	10/3/2018 2:45 PM
318	more community gatherings/block parties	10/3/2018 2:43 PM
319	open spaces	10/3/2018 2:42 PM
320	Nature	10/3/2018 2:40 PM
321	diversity	10/3/2018 12:54 PM
322	modern	10/3/2018 11:41 AM
323	Cultural	10/3/2018 9:21 AM
324	more active/diverse/attractive/bustling town center	10/3/2018 9:09 AM
325	Innovative	10/3/2018 8:14 AM
326	Resilience	10/3/2018 8:13 AM
327	Beautification	10/3/2018 6:48 AM
328	convenient	10/3/2018 6:06 AM
329	Education	10/2/2018 8:58 PM
330	Inviting	10/2/2018 7:57 PM
331	Community	10/2/2018 3:28 PM
332	infrastructure	10/2/2018 1:07 PM
333	safety	10/1/2018 9:19 PM
334	quality	10/1/2018 9:17 PM
335	Recreation	10/1/2018 7:51 PM
336	education	10/1/2018 3:45 PM
337	natural	10/1/2018 2:14 PM
338	inclusive	10/1/2018 1:01 PM
339	---	10/1/2018 11:40 AM
340	nature	10/1/2018 11:19 AM
341	Quiet	10/1/2018 10:23 AM
342	Energize	10/1/2018 8:25 AM
343	Education (schools and community/cultural)	10/1/2018 8:11 AM
344	safety	10/1/2018 8:07 AM
345	safety	10/1/2018 7:10 AM
346	Health	10/1/2018 6:59 AM
347	beautification	10/1/2018 6:20 AM
348	Diverse	9/30/2018 11:52 PM
349	recreational	9/30/2018 11:44 PM
350	Department stores	9/30/2018 11:35 PM
351	Accessibility	9/30/2018 11:06 PM
352	Taxes	9/30/2018 10:35 PM
353	affordability (lower taxes please - the single reason for driving families out of Sharon when children finish schools)	9/30/2018 10:35 PM
354	Roads	9/30/2018 10:16 PM
355	Diversity	9/30/2018 10:10 PM
356	Restaurants	9/30/2018 10:06 PM



## Imagine Sharon: Fall Survey

357	Local business	9/30/2018 9:53 PM
358	Bike trails	9/30/2018 9:38 PM
359	Substance abuse	9/30/2018 9:32 PM
360	Anti-Substance Abuse	9/30/2018 9:29 PM
361	Diversity	9/30/2018 9:21 PM
362	beautiful	9/30/2018 9:20 PM
363	Home	9/30/2018 9:17 PM
364	Sports	9/30/2018 9:01 PM
365	Public resources	9/30/2018 8:51 PM
366	Open space	9/30/2018 8:45 PM
367	Happiness	9/30/2018 8:44 PM
368	Open space	9/30/2018 8:37 PM
369	Premier education	9/30/2018 8:35 PM
370	Town restaurants	9/30/2018 8:32 PM
371	Recreation	9/30/2018 8:30 PM
372	Nature	9/30/2018 8:27 PM
373	Beautification	9/30/2018 8:27 PM
374	Education	9/30/2018 8:26 PM
375	modernization	9/30/2018 8:24 PM
376	Education	9/30/2018 8:23 PM
377	Advance	9/30/2018 8:23 PM
378	highschool	9/30/2018 8:20 PM
379	Education	9/30/2018 8:19 PM
380	Public Safety	9/30/2018 12:27 PM
381	library	9/30/2018 10:17 AM
382	Sidewalks & bike paths around lake	9/30/2018 7:23 AM
383	Restaurants	9/29/2018 8:53 PM
384	library renovation	9/29/2018 8:33 PM
385	Safety	9/29/2018 8:21 PM
386	More commercial businesses	9/29/2018 6:54 PM
387	best	9/29/2018 2:08 PM
388	Safe and stable families	9/29/2018 1:54 PM
389	Education	9/29/2018 1:15 PM
390	Progressive	9/29/2018 1:14 PM
391	Safe	9/29/2018 10:59 AM
392	Foxborough	9/29/2018 10:30 AM
393	Local Business	9/29/2018 10:13 AM
394	Accessibility	9/29/2018 9:59 AM
395	Business	9/27/2018 10:10 PM
396	sustainability	9/27/2018 10:05 PM
397	Welcoming	9/27/2018 10:02 PM
398	good schools	9/27/2018 8:26 PM
399	accessability	9/27/2018 4:02 PM
400	More outdoor beautifaction	9/27/2018 12:48 PM
401	Community	9/27/2018 10:30 AM

## Imagine Sharon: Fall Survey

402	Open space access	9/27/2018 8:21 AM
403	Diverse	9/27/2018 6:48 AM
404	Ommunity	9/26/2018 11:17 PM
405	Culture	9/26/2018 11:02 PM
406	working together	9/26/2018 10:39 PM
407	services	9/26/2018 10:01 PM
408	environment	9/26/2018 6:13 PM
409	thought provoking programs	9/26/2018 5:30 PM
410	Roads	9/26/2018 3:45 PM
411	environment	9/26/2018 3:00 PM
412	Upgrade	9/26/2018 2:19 PM
413	home	9/26/2018 1:19 PM
414	Planned	9/26/2018 1:08 PM
415	Housing Affordability	9/26/2018 12:49 PM
416	safe	9/26/2018 12:31 PM
417	ability to walk more places	9/26/2018 12:02 PM
418	local business	9/26/2018 9:15 AM
419	Beautiful	9/26/2018 8:18 AM
420	education	9/26/2018 7:35 AM
421	economic development	9/25/2018 11:44 PM
422	Comfortable	9/25/2018 10:04 PM
423	child-friendly	9/25/2018 9:49 PM
424	Business	9/25/2018 9:39 PM
425	Restaurants	9/25/2018 9:00 PM
426	Variety	9/25/2018 8:44 PM
427	services	9/25/2018 8:42 PM
428	Safety	9/25/2018 7:32 PM
429	education	9/25/2018 6:14 PM
430	Business base	9/25/2018 4:39 PM
431	Safe	9/25/2018 4:31 PM
432	education	9/25/2018 3:46 PM
433	Community	9/25/2018 2:35 PM
434	affordable	9/25/2018 1:56 PM
435	Sustainability	9/25/2018 1:15 PM
436	Clean	9/25/2018 11:52 AM
437	Library	9/25/2018 11:51 AM
438	Public Investment	9/25/2018 11:01 AM
439	welcoming	9/25/2018 10:57 AM
440	clean	9/25/2018 10:54 AM
441	parking	9/25/2018 10:09 AM
442	Public Safety	9/25/2018 9:47 AM
443	Diversity- Till The Good Is Better and The Better Best	9/25/2018 9:41 AM
444	commercialization	9/25/2018 9:41 AM
445	Upkeep	9/25/2018 9:19 AM
446	Community	9/25/2018 9:15 AM

## Imagine Sharon: Fall Survey

447	Education	9/24/2018 11:35 PM
448	sustainability	9/24/2018 9:33 PM
449	attract business	9/24/2018 9:33 PM
450	Inclusive	9/24/2018 6:54 PM
451	Safety in the Environment	9/24/2018 4:50 PM
452	More sidewalks (bay rd)	9/24/2018 4:33 PM
453	Sidewalks	9/24/2018 4:03 PM
454	beautification	9/24/2018 12:21 PM
455	local business	9/24/2018 12:05 PM
456	beautification	9/24/2018 11:40 AM
457	Conservation	9/24/2018 11:29 AM
458	community	9/24/2018 10:38 AM
459	Education	9/24/2018 10:25 AM
460	Economically developed	9/24/2018 10:21 AM
461	education	9/24/2018 9:59 AM
462	Clean	9/24/2018 8:42 AM
463	Sustainable	9/24/2018 8:24 AM
464	Comradary	9/24/2018 8:23 AM
465	education	9/24/2018 8:08 AM
466	Stewardship	9/24/2018 8:07 AM
467	community gathering place	9/24/2018 12:42 AM
468	Inclusive	9/23/2018 11:04 PM
469	Progressive	9/23/2018 9:28 PM
470	Best Quality Schools	9/23/2018 9:00 PM
471	Beauty	9/23/2018 8:18 PM
472	Quality	9/23/2018 8:14 PM
473	RR parking	9/23/2018 6:48 PM
474	Business friendly	9/23/2018 5:36 PM
475	development	9/23/2018 4:03 PM
476	Responsive	9/23/2018 3:49 PM
477	schools	9/23/2018 3:35 PM
478	More revenue	9/23/2018 3:07 PM
479	investment	9/23/2018 2:06 PM
480	sustainable	9/23/2018 2:06 PM
481	Foster community	9/23/2018 1:33 PM
482	education	9/23/2018 12:57 PM
483	parking	9/23/2018 12:56 PM
484	Beauty	9/23/2018 12:15 PM
485	Safe	9/23/2018 12:14 PM
486	better parking	9/23/2018 12:04 PM
487	Open space	9/23/2018 11:42 AM
488	Fun	9/23/2018 10:51 AM
489	shared roadways	9/23/2018 10:47 AM
490	Reduce taxes	9/23/2018 10:23 AM
491	Beautification	9/23/2018 9:52 AM

## Imagine Sharon: Fall Survey

492	safety	9/23/2018 9:52 AM
493	Nightlife	9/23/2018 9:47 AM
494	Town in the lake	9/23/2018 9:41 AM
495	Beautification	9/23/2018 9:31 AM
496	Affluent	9/23/2018 9:23 AM
497	Good schools	9/23/2018 9:05 AM
498	xxx	9/23/2018 9:02 AM
499	Transit	9/23/2018 8:54 AM
500	natural	9/23/2018 8:53 AM
501	Affordable	9/23/2018 8:48 AM
502	Education	9/23/2018 8:41 AM
503	More local businesses	9/23/2018 8:40 AM
504	Schools	9/23/2018 8:31 AM
505	Nature	9/23/2018 8:06 AM
506	Diversity	9/23/2018 7:55 AM
507	Unique	9/23/2018 7:49 AM
508	Play	9/23/2018 7:28 AM
509	Family oriented programs	9/23/2018 7:23 AM
510	Sustainability	9/23/2018 7:15 AM
511	opportunity	9/23/2018 7:09 AM
512	Energy	9/23/2018 7:07 AM
513	maintain small town	9/23/2018 6:36 AM
514	Proactive	9/23/2018 6:28 AM
515	Education	9/23/2018 2:20 AM
516	Side walks	9/23/2018 1:07 AM
517	Healthy lifestyle	9/22/2018 2:24 PM
518	Eco friendly	9/21/2018 9:16 PM
519	Outdoor Recreation	9/21/2018 8:30 PM
520	safety	9/21/2018 5:15 PM
521	progressive	9/20/2018 9:38 PM
522	quality	9/20/2018 7:20 PM
523	Education	9/20/2018 3:34 PM
524	transportation	9/20/2018 1:11 PM
525	Safety	9/19/2018 7:48 PM
526	Free beach access	9/19/2018 7:36 PM
527	Sidewalk infrastructure	9/19/2018 4:42 PM
528	education	9/19/2018 3:56 PM
529	Embrace commercial businesses	9/18/2018 9:46 PM
530	Schools	9/18/2018 8:00 PM
531	Futuristic	9/18/2018 7:51 PM
532	Education	9/18/2018 7:46 PM
533	Scenic space	9/18/2018 7:15 PM
534	affordability	9/18/2018 6:43 PM
535	Affordable housing	9/18/2018 6:41 PM
536	environment	9/18/2018 5:43 PM

## Imagine Sharon: Fall Survey

537	Education	9/18/2018 3:58 PM
538	Business Development	9/18/2018 2:06 PM
539	Beautification	9/18/2018 1:18 PM
540	Open Space	9/18/2018 12:40 PM
541	affordable housing	9/18/2018 11:19 AM
542	Rural	9/18/2018 9:34 AM
543	upgrades	9/17/2018 9:45 PM
544	commuter rail	9/17/2018 9:14 PM
545	Infrastructure	9/17/2018 9:13 PM
546	Community	9/17/2018 5:11 PM
547	nature	9/17/2018 4:16 PM
548	Recreation	9/17/2018 12:52 PM
549	Safe	9/17/2018 12:48 PM
550	Education	9/17/2018 12:12 PM
551	Education	9/17/2018 11:29 AM
552	Forest	9/17/2018 11:21 AM
553	child-friendly	9/17/2018 8:58 AM
554	Econ development	9/17/2018 7:58 AM
555	education	9/17/2018 7:50 AM
556	Walkable	9/16/2018 9:44 PM
557	Education	9/16/2018 9:44 PM
558	Affordability	9/16/2018 8:16 PM
559	maintain small town feel	9/16/2018 7:33 PM
560	Safety	9/16/2018 3:17 PM
561	Technology	9/16/2018 2:27 PM
562	community	9/16/2018 1:12 PM
563	services	9/16/2018 11:44 AM
564	education	9/16/2018 8:58 AM
565	Trash dump	9/16/2018 7:10 AM
566	Business development	9/15/2018 10:46 PM
567	Open space	9/15/2018 8:41 PM
568	Transportation	9/15/2018 8:27 PM
569	Diversity	9/15/2018 6:47 PM
570	Pride	9/15/2018 4:46 PM
571	Diversity	9/15/2018 3:28 PM
572	Survey too long	9/15/2018 10:46 AM
573	Safety	9/15/2018 10:36 AM
574	Charm	9/15/2018 10:11 AM
575	Open space	9/15/2018 9:38 AM
576	open space	9/15/2018 7:55 AM
577	education	9/15/2018 7:41 AM
578	Education	9/14/2018 11:04 PM
579	affordability	9/14/2018 10:40 PM
580	culture	9/14/2018 10:33 PM
581	Economic development	9/14/2018 9:58 PM

## Imagine Sharon: Fall Survey

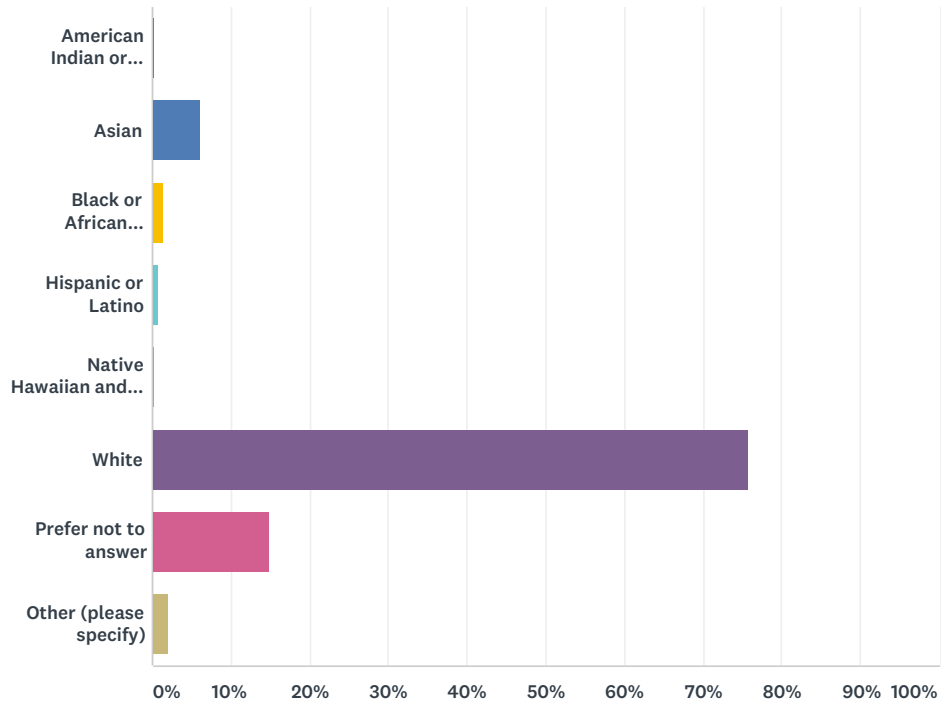
582	Technology	9/14/2018 9:01 PM
583	natural beauty	9/14/2018 8:26 PM
584	Serenity	9/14/2018 5:57 PM
585	creative	9/14/2018 5:48 PM
586	Shops	9/14/2018 5:23 PM
587	Trails	9/14/2018 2:32 PM
588	Taxes (need new revenue stream(s))	9/14/2018 2:21 PM
589	CONDOS	9/14/2018 1:59 PM
590	Library	9/14/2018 1:43 PM
591	lower taxes	9/14/2018 1:41 PM
592	education	9/14/2018 1:22 PM
593	Increase tax base	9/14/2018 1:15 PM
594	Connection	9/14/2018 1:05 PM
595	Neighborhoods	9/14/2018 1:02 PM
596	connection	9/14/2018 12:51 PM
597	Affordable	9/14/2018 12:49 PM
598	Walkable	9/14/2018 12:45 PM
599	Peaceful	9/14/2018 12:43 PM
600	Economic improvement	9/14/2018 12:41 PM
601	Community	9/14/2018 12:40 PM
602	COMMUNITY	9/14/2018 12:38 PM
603	services for the elderly	9/14/2018 12:37 PM
604	Foundation	9/14/2018 12:29 PM
605	Enhancement	9/14/2018 12:28 PM
606	Excellence	9/14/2018 12:26 PM
607	Nature	9/14/2018 12:24 PM
608	Accessible	9/14/2018 12:17 PM
609	Safety	9/14/2018 12:12 PM
610	Outdoors	9/14/2018 12:09 PM
611	Open Space	9/14/2018 12:05 PM
612	Maintain public buildings	9/14/2018 11:55 AM
613	Recreation	9/14/2018 11:54 AM
614	Community	9/14/2018 11:42 AM
615	Business	9/14/2018 11:41 AM
616	Alluring	9/14/2018 11:34 AM
617	shopping	9/14/2018 11:29 AM
618	Commerce	9/14/2018 8:41 AM
619	convenient	9/14/2018 8:20 AM
620	Conservation	9/14/2018 7:29 AM
621	Affordable	9/13/2018 10:56 PM
622	Inclusiveness	9/13/2018 10:34 PM
623	Preserved	9/13/2018 10:19 PM
624	Kindness	9/13/2018 10:05 PM
625	Diversity	9/13/2018 9:53 PM
626	Celebration of diversity/acceptance of all	9/13/2018 9:40 PM

## Imagine Sharon: Fall Survey

627	Community	9/13/2018 8:57 PM
628	Idyllic	9/13/2018 7:26 PM
629	Diversity	9/13/2018 6:01 PM
630	commercial	9/13/2018 5:58 PM
631	Education	9/13/2018 5:02 PM
632	nothing else	9/13/2018 4:54 PM
633	senior services	9/13/2018 4:28 PM
634	Beautification	9/13/2018 4:19 PM
635	Welcoming	9/13/2018 3:44 PM
636	Plan	9/13/2018 3:33 PM
637	nature	9/13/2018 2:51 PM
638	Opportunities	9/13/2018 1:43 PM
639	preservation	9/13/2018 1:30 PM
640	Senior citizens	9/13/2018 1:29 PM
641	Open space	9/13/2018 1:15 PM
642	social	9/13/2018 1:05 PM
643	safety	9/13/2018 12:27 PM
644	business	9/13/2018 11:25 AM
645	Safety	9/13/2018 11:15 AM
646	infrastructure	9/13/2018 11:13 AM

## Q32 What is your race/ethnicity?

Answered: 645 Skipped: 195



ANSWER CHOICES	RESPONSES	
American Indian or Alaska Native	0.31%	2
Asian	6.05%	39
Black or African American	1.40%	9
Hispanic or Latino	0.93%	6
Native Hawaiian and other Pacific Islander	0.16%	1
White	75.81%	489
Prefer not to answer	14.88%	96
Other (please specify)	2.17%	14
Total Respondents: 645		

#	OTHER (PLEASE SPECIFY)	DATE
1	Jewish	10/17/2018 3:28 PM
2	That's a me information	10/11/2018 1:25 PM
3	I'm a mutt.	10/8/2018 6:32 PM
4	Ashkenazi	10/4/2018 5:14 PM
5	Two	9/30/2018 8:27 PM
6	Indian American	9/29/2018 1:16 PM
7	Jewish	9/27/2018 10:30 AM
8	American	9/25/2018 2:35 PM
9	mixed	9/23/2018 2:07 PM
10	lgbtqrstuv	9/23/2018 6:37 AM

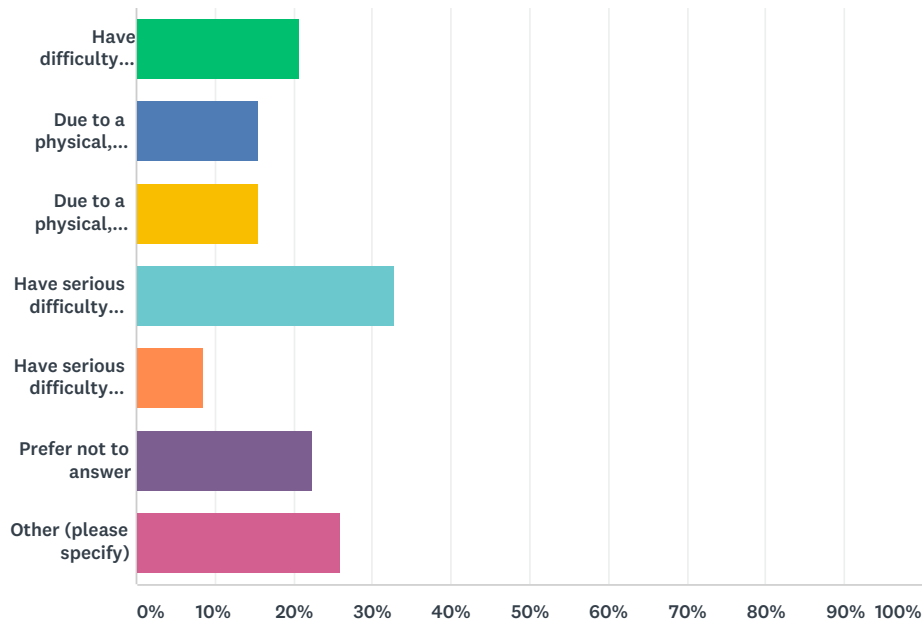


## Imagine Sharon: Fall Survey

11	I hate putting people in boxes.	9/13/2018 3:50 PM
12	India	9/13/2018 12:27 PM
13	Jewish	9/13/2018 11:15 AM
14	Scandinavian	9/13/2018 11:14 AM

## Q34 If yes, how would you best characterize the nature of your disability? (Select all that apply)

Answered: 58 Skipped: 782



ANSWER CHOICES		RESPONSES	
Have difficulty seeing or hearing		20.69%	12
Due to a physical, mental, or emotional condition, have difficulty doing errands alone, such as visiting the doctor or shopping		15.52%	9
Due to a physical, mental, or emotional condition, have difficulty concentrating, remembering, or making decisions		15.52%	9
Have serious difficulty walking or climbing stairs and/or require a wheelchair or other mobility aid		32.76%	19
Have serious difficulty dressing or bathing		8.62%	5
Prefer not to answer		22.41%	13
Other (please specify)		25.86%	15
Total Respondents: 58			

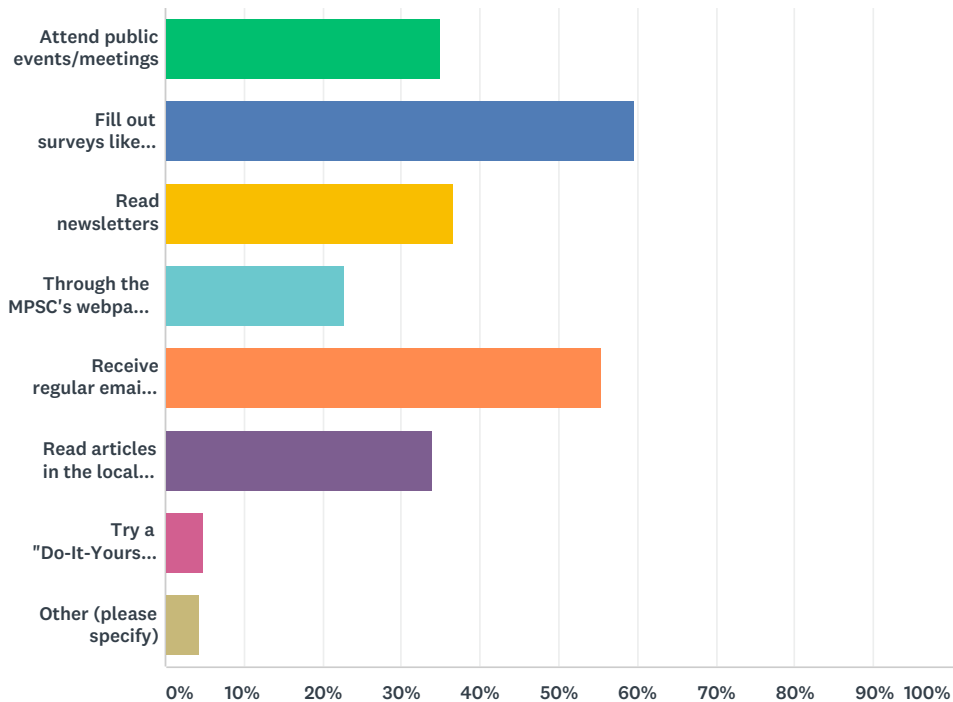
#	OTHER (PLEASE SPECIFY)	DATE
1	Serious Food allergies	10/13/2018 11:27 AM
2	Low social skills	10/6/2018 11:29 AM
3	autism	10/4/2018 5:15 PM
4	Autism Spectrum Disorder	10/4/2018 11:00 AM
5	Wife with MS	10/3/2018 8:43 PM
6	getting to town functions and the library are very difficult	10/3/2018 4:46 PM
7	Not me	9/30/2018 8:29 PM
8	mental health issues	9/27/2018 8:27 PM
9	walks with a limp	9/25/2018 6:19 PM
10	Difficulty with yard upkeep	9/25/2018 4:34 PM
11	Deteriorating joint birth defect	9/19/2018 7:39 PM
12	Bipolar	9/17/2018 12:54 PM

## Imagine Sharon: Fall Survey

13	my partner	9/15/2018 7:57 AM
14	developmental disability	9/14/2018 1:24 PM
15	I don't have disability, family member has vision impairment	9/14/2018 8:21 AM

## Q35 How would you like to stay involved in the master planning process (Select all that apply)

Answered: 643 Skipped: 197



ANSWER CHOICES	RESPONSES
Attend public events/meetings	34.99% 225
Fill out surveys like this one	59.72% 384
Read newsletters	36.55% 235
Through the MPSC's webpage on the Town website	22.71% 146
Receive regular email updates	55.52% 357
Read articles in the local newspaper	33.90% 218
Try a "Do-It-Yourself Meeting Kit" - have a small group meeting with family or friends at your convenience... we provide the materials!	4.82% 31
Other (please specify)	4.35% 28
Total Respondents: 643	

#	OTHER (PLEASE SPECIFY)	DATE
1	social media	10/17/2018 2:56 PM
2	n/a	10/13/2018 4:02 PM
3	Facebook?	10/13/2018 5:40 AM
4	Fifteen minutes?	10/12/2018 11:42 AM
5	Don't talk to me	10/11/2018 1:25 PM
6	Anonymous surveys	10/7/2018 2:16 PM
7	Local TV coverage	10/5/2018 11:49 PM
8	will be moving ut of town	10/4/2018 9:42 AM

## Imagine Sharon: Fall Survey

9	Social media	10/4/2018 7:16 AM
10	Not	10/3/2018 7:53 PM
11	Moving.	10/3/2018 6:41 PM
12	S	10/3/2018 4:55 PM
13	I would attend public meetings if transportation was provided in a fully handicapped access building	10/3/2018 4:46 PM
14	Work with school department	10/3/2018 3:35 PM
15	Thru Sustain Sharon	10/2/2018 9:00 PM
16	not at all	10/1/2018 2:15 PM
17	Some emails	9/30/2018 9:19 PM
18	Facebook	9/29/2018 8:55 PM
19	Would love to participate on a committee	9/26/2018 1:10 PM
20	Facebook posts	9/25/2018 9:00 PM
21	none	9/25/2018 10:10 AM
22	Through word of mouth	9/24/2018 4:34 PM
23	no	9/23/2018 6:38 AM
24	Contribute as a planning professional	9/20/2018 7:23 PM
25	contribute my knowledge to future planing	9/17/2018 9:47 PM
26	email pushes, timely update of town website, Roadside signs	9/17/2018 11:24 AM
27	What is MPSC??	9/15/2018 4:47 PM
28	FB	9/13/2018 10:06 PM

## APPENDIX B:

### Functional Classification of Roads and Highways

---

This appendix further describes the road and highway classifications as mentioned in Section 4.7 Transportation and Mobility of the *Imagine Sharon Master Plan*.

#### Functional Classification

Roads and highways are grouped into classes or types that are based on the road's intended character of service. The key characteristic defining roadway classification is the degree to which a roadway emphasizes movement through an area versus access. The five major classifications of roads are Freeway/Expressway, Principle Arterial, Minor Arterial, Collector, and Local. Distinctions are made according to the varying degrees that a road facilitates travel mobility or local access. For example, local roads provide a greater proportion of direct access to property, while collectors and arterials provide a greater proportion of travel mobility. The following table lists the classifications of major roadways in Sharon.

#### Sharon Roadway Classification and Characteristics

Major Arterial	Classification	Street Name	Direction	Vehicles Per Day (VPD)
Interstate 95	Freeway/Expressway	I-95	North-South	102,370
Route 27	Principle Arterial	Depot Street North Main Street	East-West	14,549
South Main Street	Minor Arterial	South Main Street	North-South	17,493
Billings Street/East Street	Major Collector	Billings Street/East Street	East-West	3,489

Source: VPD data available August 2018 at <https://www.mass.gov/maps-data-and-reports>

## APPENDIX C:

### Additional Existing Traffic Studies and Data

---

This appendix includes additional information from existing traffic studies and data that were referenced and highlighted in Section 4.7 Transportation and Mobility of the *Imagine Sharon Master Plan*. The information is separated into the following categories: traffic volumes and operations, parking in Post Office Square, and crash data.

#### **Traffic Volumes and Operations**

Based on interviews with Town officials, traffic concerns appear to be related to congestion during morning and evening commuting hours and congestion related to commuter rail and school drop-off. Areas of concern for traffic operations in Sharon based on interviews with Town officials, existing reports and studies, and community input are summarized below, and depicted in Fig. 36 in Section 4.7 Transportation and Mobility (also included in this appendix).

- **North/South Main Street:** This is a heavily traveled roadway with some speeding issues identified by Town officials and community members. In particular, the intersection of North Main Street at Canton Street poses safety concerns due to the downward slope of North Main Street approaching Cobb's Corner. The Town has investigated placing a signal at this location and is exploring other solutions that may be better suited to improve safety.
- **South Main Street at Chestnut Street:** Long northbound queues on South Main Street were found to encourage cut-through traffic in the neighborhood between South Main Street and east of the commuter rail station, particularly by morning commuters. A 2016 memo recommended signal timing improvements to reduce the queue. Signal timing improvements have been recommended at Pond Street at Post Office Square and South Main Street.
- **Post Office Square/Pond Street:** The 2009 *Post Office Square Area Plan* examined opportunities to make Post Office Square a mixed-use walkable district. Recommendations included reducing the number and length of curb cuts on Pond Street as well as streetscape and bicycle and pedestrian safety improvements. Reconfiguration of Pond Street and Billings Street to improve pedestrian safety and create additional plaza space was also recommended.
- **Old Post Road:** With the development of Sharon Gallery, Town officials interviewed anticipate an increase in traffic in this area once the project is constructed and will warrant signalization.<sup>1</sup>

---

<sup>1</sup> Telephone interview with Town Engineering and Department of Public Works on August 16, 2018

Figure 36. Key Town and Community-Identified Traffic Concerns (from Section 4.7)



Source: Town of Sharon GIS



### Parking in Post Office Square

- Parking management can provide Sharon's Post Office Square area with added benefits, ranging from economic to safety. Well-managed parking helps ensure that there is an appropriate amount of spaces, parking turnover supports business accessibility, and traffic circulation improves due to a reduction of vehicles searching for parking. The presence of on-street parking is also a traffic calming measure that increases pedestrian safety by slowing down traffic. The highest level of parking efficiency in a typical town center is an 85% utilization rate, meaning the parking spaces are well utilized and sufficient.<sup>2</sup> A well-managed and designed parking system can also promote pedestrian connectivity by creating a "park once and walk" environment through streetscape and wayfinding improvements.
- Within the Post Office Square area, residents and visitors can utilize free one-hour on-street parking from 6:00 AM to 7:00 PM along South Main Street. There are multiple off-street private parking lots available to the public in the downtown area, with the lots off Billings Street and High Street the most notable. Parking in the center of town, outside of special events, generally appears to be sufficient according to Town officials.
- A utilization study of parking in Post Office Square, including public spaces and private lots, was completed as part of the *Post Office Square Area Plan* in 2009. The highest occupancy recorded in the lot off Billings Street was 68% at 2:00 PM. Overall the study found low parking utilization in Post Office Square, with the highest demand from 12:00-1:00 PM during lunch hour. The study concluded that due to the availability of parking, the town does not have a parking shortage rather more a perceived parking problem.

### Crash Data

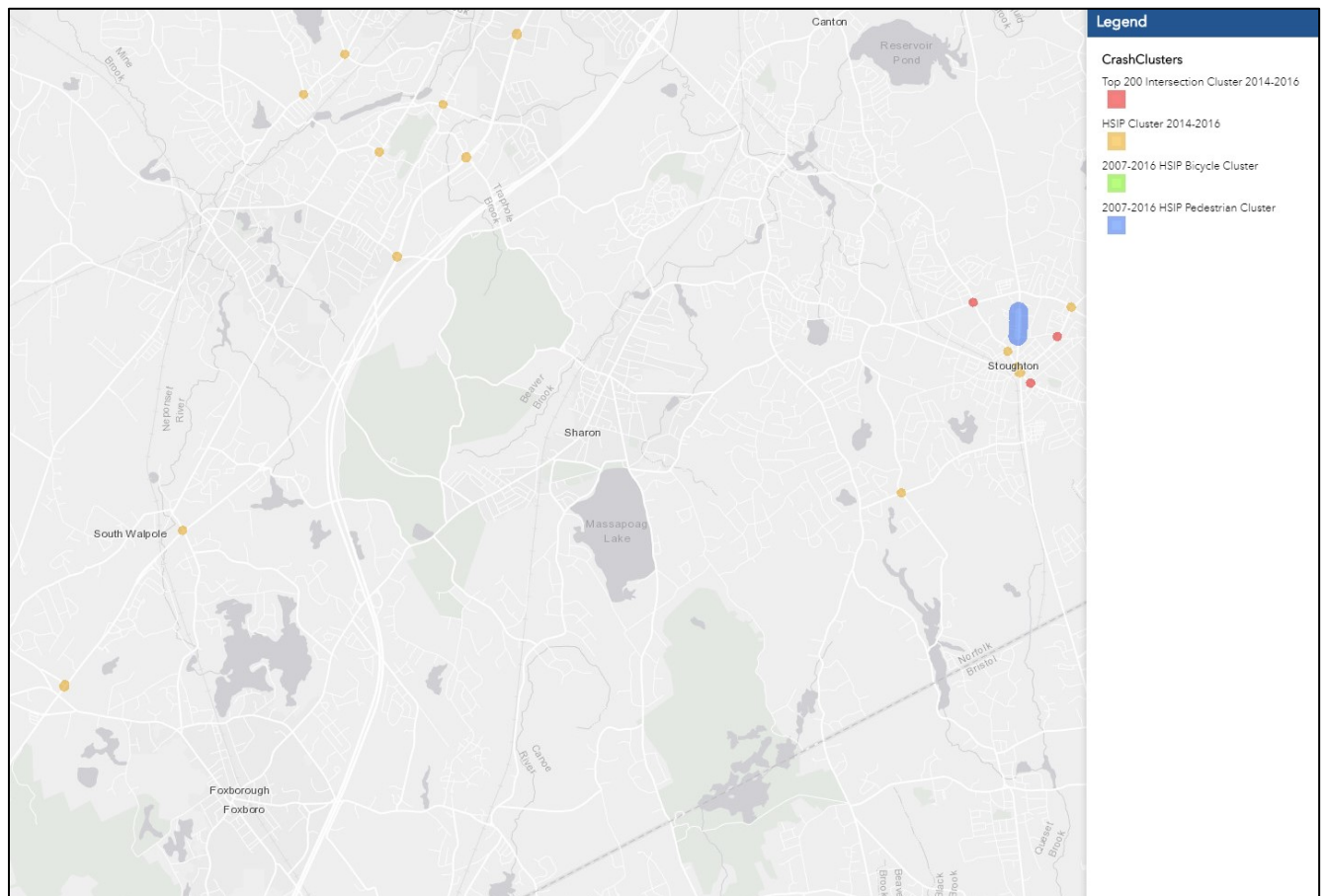
- Crash data provides insight on traffic safety for all transportation modes. The majority of Highway Safety Improvement Program (HSIP) crash clusters occur at the periphery and outside of Sharon along Route 1 near Route 27 in Walpole and East Walpole (see following HSIP Crash Clusters in Sharon graphic). There is also a crash cluster right over the border in Stoughton near the intersection of Plain Street and West Street. An HSIP cluster is where the total number of "equivalent property damage only" crashes are within the top 5% in the region.<sup>3</sup>
- MassDOT's Road Safety Audit Program (RSA) provides a formal safety review of existing and planned roads or intersections by an independent, multidisciplinary team. An RSA is required for 25% design plans where all or part of a project is in an HSIP eligible location.
- The *Post Office Square Area Plan* found that, based on traffic volumes, crash rates and capacity analysis, no sections of roadway or intersections within the study area were identified as requiring immediate improvements.

---

<sup>2</sup> Donald Shoup, High Cost of Free Parking

<sup>3</sup> <https://www.mass.gov/service-details/highway-safety-improvement-program>

## HSIP Crash Clusters in Sharon, 2014-2016



Source: <https://gis.massdot.state.ma.us/topcrashlocations/>

## APPENDIX D:

### Proposed Roadway Improvement Projects in Sharon

---

This appendix includes a more complete list of proposed roadway improvement projects referenced in Section 4.7 Transportation and Mobility of the *Imagine Sharon Master Plan* that are programmed or likely to be programmed in the future in the Boston Region Metropolitan Planning Organization's Transportation Improvement Program (TIP). This makes them eligible for federal funding administered through the Boston MPO.

#### Proposed Boston Region MPO TIP Projects in Sharon

Project Name	TIP ID	Estimated Cost	Status
Bridge Preservation, South Main Street over MBTA-Amtrak Railroad	602509	TBD	Pre-TIP
Signal and Intersection Improvements on South Main Street	605708	\$2,984,345	FFYs 2019-23 Pre-TIP
Interstate Maintenance & Related Work on I-95	606171	\$7,629,505	Previously programmed
Bridge Replacement, Maskwonicut Street over MBTA-Amtrak Railroad	608079	\$7,025,000	FFYs 2018-22 TIP Programmed
Guide and Traffic Sign Replacement on a Section of I-95	608204	\$4,939,700	Pre-TIP
Resurfacing and Related Work on Route 1	608480	\$7,659,000	FFYs 2018-22 TIP Programmed
Stormwater Improvements along Route 1, Route 1A, and Interstate 95	608599	TBD	FFYs 2018-22 TIP Programmed
Highway Lighting Improvement at Interstate 93 and Interstate 95/Route 128	609053	TBD	FFYs 2019-23 Pre-TIP

*Source: Sharon Department of Public Works; Boston Region MPO TIP*

## APPENDIX E:

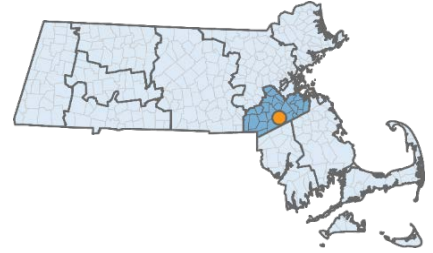
### **Full Community Health Data Profile for Town of Sharon**

---

This appendix includes the full data profile for the Town of Sharon from the Massachusetts Healthy Aging Collaborative 2018 Community Profile as referenced and summarized in Section 4.8 Community Health of the *Imagine Sharon Master Plan*.

## Sharon (Norfolk)

Sharon is a town about 17 miles southwest of Boston with 2,667 residents aged 65 or older. The transit score suggests that there is some transit available (4/10). Compared to state averages, older residents have lower rates of substance use disorders, tobacco use disorders, chronic obstructive pulmonary disease, hypertension, peripheral vascular disease, and colon cancer. However, compared to state averages, older residents have higher rates of arthritis, lung cancer, benign prostatic hyperplasia, migraine and other chronic headache, epilepsy, and traumatic brain injury. They are more likely to take health promotion steps of having high cholesterol screening and annual dental exams. Community resources to promote healthy aging include a Council on Aging, a Parks and Recreation department, and a memory café.



POPULATION CHARACTERISTICS	BETTER / WORSE STATE RATE <sup>1</sup>	COMMUNITY ESTIMATE	STATE ESTIMATE
Total population all ages		18,193	6,742,143
Population 60 years or older as % of total population		21.3%	21.2%
Total population 60 years or older		3,876	1,428,144
Population 65 years or older as % of total population		14.7%	15.1%
Total population 65 years or older		2,667	1,016,679
% 65-74 years		61.7%	55.3%
% 75-84 years		26.8%	29.4%
% 85 years or older		11.5%	15.2%
Gender (65+ population)			
% female		47.1%	57.2%
Race/Ethnicity (65+ population)			
% White		85.9%	90.0%
% African American		5.4%	4.3%
% Asian		8.7%	3.2%
% Other		0.0%	2.5%
% Hispanic/Latino		0.3%	3.8%
Marital Status (65+ population)			
% married		72.3%	52.5%
% divorced/separated		11.5%	14.0%
% widowed		15.3%	25.5%
% never married		0.9%	8.0%
Education (65+ population)			
% with less than high school education		8.2%	16.5%
% with high school or some college		35.5%	52.6%
% with college degree		56.3%	30.9%
% of 60+ LGBT (county)		2.7%	3.2%
% of 65+ population living alone		17.3%	30.2%
% of 65+ population who speak only English at home		76.7%	83.3%
% of 65+ population who are veterans of military service		19.1%	18.8%
Age-sex adjusted 1-year mortality rate		4.5%	4.2%

HEALTHY AGING INDICATORS	BETTER / WORSE STATE RATE <sup>1</sup>	COMMUNITY ESTIMATE	STATE ESTIMATE
Geographic Migration (65+ population) in the past 12 months			
% moved within same county		2.0%	3.6%
% moved from different county in Massachusetts		0.4%	1.1%
% moved from different state		0.0%	0.8%
<b>WELLNESS &amp; PREVENTION</b>			
% 60+ with any physical activity within last month		76.9%	73.3%
% 60+ met CDC guidelines for muscle-strengthening activity		24.0%	27.7%
% 60+ met CDC guidelines for aerobic physical activity		60.7%	56.8%
% 60+ met CDC guidelines for both types of physical activities		17.9%	20.8%
% 60+ getting recommended hours of sleep		64.8%	62.7%
% 60+ injured in a fall within last 12 months		9.8%	10.6%
% 65+ had hip fracture		3.4%	3.7%
% 60+ with self-reported fair or poor health status		18.2%	18.0%
% 60+ with 15+ physically unhealthy days last month		13.7%	12.7%
% 60+ with physical exam/check-up in past year		91.5%	89.3%
% 60+ met CDC preventive health screening goals		38.9%	35.0%
% 60+ flu shot past year		60.2%	60.8%
% 65+ with pneumonia vaccine		68.0%	72.0%
% 60+ with shingles vaccine		43.4%	39.7%
% 60+ with cholesterol screening	B	98.7%	95.7%
% 60+ women with a mammogram within last 2 years		86.0%	84.8%
% 60+ with colorectal cancer screening		65.3%	63.3%
% 60+ with HIV test		13.6%	15.6%
% 60+ current smokers		10.2%	8.5%
% 60+ living in a home where smoking is not allowed		83.9%	84.7%
Oral Health			
% 60+ with loss of 6 or more teeth		30.5%	32.5%
% 60+ with annual dental exam	B	85.2%	77.5%
# of dentists per 100,000 persons (all ages)		236	84
<b>NUTRITION/DIET</b>			
% 60+ with 5 or more servings of fruit or vegetables per day		16.9%	21.5%
% 60+ self-reported obese		23.9%	23.1%
% 65+ clinically diagnosed obese		17.2%	19.0%
% 65+ with high cholesterol		74.5%	75.0%
% 60+ excessive drinking		13.7%	9.3%
% 65+ with poor supermarket access		54.0%	29.3%

HEALTHY AGING INDICATORS	BETTER / WORSE STATE RATE <sup>1</sup>	COMMUNITY ESTIMATE	STATE ESTIMATE
<b>BEHAVIORAL HEALTH</b>			
% 60+ with 15+ days poor mental health last month		7.1%	7.0%
% 65+ with depression		30.9%	31.5%
% 65+ with anxiety disorders		26.5%	25.4%
% 65+ with bipolar disorders		4.6%	4.5%
% 65+ with post-traumatic stress disorder		1.2%	1.8%
% 65+ with schizophrenia & other psychotic disorders		5.9%	5.9%
% 65+ with personality disorders		2.0%	1.4%
# opioid deaths (all ages)		2	1,873
% 65+ with substance use disorders (drug use +/- alcohol abuse)	B	4.9%	6.6%
% 65+ with tobacco use disorders	B	4.4%	10.2%
<b>CHRONIC DISEASE</b>			
% 65+ with Alzheimer's disease or related dementias		14.8%	13.6%
% 65+ with diabetes		30.6%	31.7%
% 65+ with stroke		11.1%	12.0%
% 65+ with chronic obstructive pulmonary disease	B	17.0%	21.5%
% 65+ with asthma		15.0%	15.0%
% 65+ with hypertension	B	72.8%	76.2%
% 65+ ever had a heart attack		4.0%	4.6%
% 65+ with ischemic heart disease		37.6%	40.2%
% 65+ with congestive heart failure		21.7%	22.4%
% 65+ with atrial fibrillation		15.4%	15.9%
% 65+ with peripheral vascular disease	B	17.3%	19.4%
% 65+ with osteoarthritis/rheumatoid arthritis	W	55.9%	52.4%
% 65+ with osteoporosis		18.8%	20.7%
% 65+ with leukemias and lymphomas		3.1%	2.3%
% 65+ with lung cancer	W	3.1%	2.1%
% 65+ with colon cancer	B	2.1%	2.9%
% 65+ women with breast cancer		12.1%	10.9%
% 65+ women with endometrial cancer		1.5%	1.9%
% 65+ men with prostate cancer		12.0%	13.8%
% 65+ with benign prostatic hyperplasia	W	48.1%	40.9%
% 65+ with HIV/AIDS	*	0.1%	0.2%
% 65+ with hypothyroidism		22.3%	21.1%
% 65+ with anemia		44.4%	46.6%
% 65+ with chronic kidney disease		27.1%	27.3%
% 65+ with liver diseases		8.5%	8.6%
% 65+ with fibromyalgia, chronic pain and fatigue		19.6%	19.8%

HEALTHY AGING INDICATORS	BETTER / WORSE STATE RATE <sup>1</sup>	COMMUNITY ESTIMATE	STATE ESTIMATE
% 65+ with migraine and other chronic headache	W	5.9%	4.6%
% 65+ with epilepsy	W	3.9%	2.9%
% 65+ with traumatic brain injury	W	2.3%	1.5%
% 65+ with autism spectrum disorders	*	0.1%	0.1%
% 65+ with glaucoma		24.6%	25.7%
% 65+ with cataract		66.7%	65.4%
% 65+ with pressure ulcer or chronic ulcer		8.2%	8.5%
% 65+ with 4+ (out of 15) chronic conditions	B	57.2%	60.7%
% 65+ with 0 chronic conditions		7.1%	7.3%
<b>LIVING WITH DISABILITY</b>			
% 65+ with self-reported hearing difficulty		11.1%	14.2%
% 65+ with clinical diagnosis of deafness or hearing impairment		15.1%	16.1%
% 65+ with self-reported vision difficulty		4.6%	5.8%
% 65+ with clinical diagnosis of blindness or visual impairment		1.3%	1.5%
% 65+ with self-reported cognition difficulty		5.8%	8.3%
% 65+ with self-reported ambulatory difficulty		15.2%	20.2%
% 65+ with clinical diagnosis of mobility impairments		3.2%	3.9%
% 65+ with self-reported self-care difficulty		3.6%	7.9%
% 65+ with self-reported independent living difficulty		11.8%	14.3%
<b>ACCESS TO CARE</b>			
Medicare (65+ population)			
% Medicare managed care enrollees	*	18.2%	23.1%
% dually eligible for Medicare and Medicaid	*	12.0%	16.7%
% 60+ with a regular doctor		97.9%	96.4%
% 60+ who did not see doctor when needed due to cost		2.8%	4.1%
# of primary care providers within 5 miles		55	10,333
# of hospitals within 5 miles		0	66
# of nursing homes within 5 miles		2	399
# of home health agencies		33	299
# of community health centers		0	116
# of adult day health centers		0	131
# of memory cafes		1	95
# of dementia-related support groups		0	136
<b>SERVICE UTILIZATION</b>			
Physician visits per year	*	9.0	7.8
Emergency room visits/1000 persons 65+ years per year	*	516	639



<b>HEALTHY AGING INDICATORS</b>	<b>BETTER / WORSE STATE RATE<sup>1</sup></b>	<b>COMMUNITY ESTIMATE</b>	<b>STATE ESTIMATE</b>
Part D monthly prescription fills per person per year		53.6	52.4
Home health visits per year		4.5	4.0
Durable medical equipment claims per year	*	1.6	1.9
Inpatient hospital stays/1000 persons 65+ years per year		268	294
Medicare inpatient hospital readmissions (as % of admissions)		15.9%	17.9%
# skilled nursing facility stays/1000 persons 65+ years per year		110	106
# skilled nursing home Medicare beds/1000 persons 65+ years		24	43
% 65+ getting Medicaid long term services and supports	*	4.0%	4.9%
<b>COMMUNITY VARIABLES &amp; CIVIC ENGAGEMENT</b>			
Age-friendly efforts in community		Not yet	Yes
Air pollution: annual # of unhealthy days for 65+ (county)		3	N/A
Open space in community		35.3%	18.0%
Walkability score of community (0-100)		60	N/A
% of grandparents raising grandchildren		1.0%	0.8%
% of grandparents who live with grandchildren		2.2%	2.9%
# of assisted living sites		0	238
% of vacant homes in community		5.6%	9.8%
# of universities and community colleges		0	163
# of public libraries		1	470
# of YMCAs		0	83
% in county with access to broadband (all ages)		98.0%	97.0%
% 60+ who used Internet in last month		73.3%	71.3%
Voter participation rate in 2016 presidential election (age 18+)		78.1%	71.3%
<b>SAFETY &amp; TRANSPORTATION</b>			
Violent crime rate /100,000 persons		2	396
Homicide rate /100,000 persons (county)		1	2
# firearm fatalities (county)		80	1,126
Property crime rate /100,000 persons		429	1,825
% of licensed drivers who are age 61+		29.0%	28.7%
% 65+ who own a motor vehicle		92.3%	82.4%
% 60+ who always drive wearing a seatbelt		85.3%	86.3%
# of fatal crashes involving adult age 60+/town		0	529
# of fatal crashes involving adult age 60+/county		58	529
Total # of all crashes involving adult age 60+/town		333	132,351
# of senior transportation providers		12	324
# of medical transportation services for older people		16	268
# of nonmedical transportation services for older people		42	252
Summary transportation performance score		4.2	N/A

HEALTHY AGING INDICATORS	BETTER / WORSE STATE RATE <sup>1</sup>	COMMUNITY ESTIMATE	STATE ESTIMATE
<b>ECONOMIC &amp; HOUSING VARIABLES</b>			
% 65+ with income below the poverty line past year		3.3%	8.7%
% 60+ receiving food stamps past year		7.5%	12.3%
% 65+ employed past year		39.4%	24.3%
Household income (65+ householder)			
% households with annual income < \$20,000		12.4%	23.6%
% households with annual income \$20,000-\$49,999		26.6%	32.5%
% households with annual income > \$50,000		61.1%	43.9%
% 60+ own home		88.6%	72.7%
% 60+ have mortgage on home		33.9%	34.1%
% 65+ households spend >35% of income on housing (renter)		3.6%	11.6%
% 65+ households spend >35% of income on housing (owner)		22.8%	20.4%
<b>COST OF LIVING</b>	<b>\$ COUNTY ESTIMATE</b>	<b>\$ STATE ESTIMATE</b>	<b>RATIO (COUNTY/STATE)</b>
Elder Economic Security Standard Index			
Single, homeowner without mortgage, good health	\$26,616	\$24,636	1.08
Single, renter, good health	\$31,320	\$28,248	1.11
Couple, homeowner without mortgage, good health	\$38,616	\$36,168	1.07
Couple, renter, good health	\$43,320	\$39,780	1.09

#### TECHNICAL NOTES

\*See our technical report (online at <http://mahealthyagingcollaborative.org/data-report/explore-the-profiles/data-sources-and-methods/#technical>) for comprehensive information on data sources, measures, methodology, and margin of errors.

For most indicators the reported community and state values are both estimates derived from sample data. Thus, it is possible that some of the differences between state and community estimates may be due to chance associated with population sampling. We use the terms “better” and “worse” to highlight differences between community and state estimates that we are confident are not due to chance. “Better” is used where a higher/lower value has positive implications for the health of older residents. “Worse” is used where a higher/lower score has negative implications for the health of older people, and when the implication is unclear we use an \*.

#### General Notes

We balance two goals. First, we aim to report data at very local levels because we believe change is often locally driven. Second, we vowed to protect the privacy of the people providing the information reported. Thus, given the constraints of the data analyzed we used a hierarchical approach to reporting. When possible we report estimates for 379 geographic units (i.e., every Massachusetts city/town and 16 Boston neighborhoods, 6 Worcester neighborhoods, and 6 Springfield neighborhoods). For example, the population characteristics and information from the US Census were reported for all 379 units. For other data (i.e., highly prevalent chronic disease, health services utilization) we could report for 310 geographic units. For less prevalent conditions we report for 201 geographic units. For the BRFSS data we report for 41 geographic units, and for the lowest prevalence conditions (e.g., HIV) we report for 18 geographic units. The same estimate is reported for all cities/towns within aggregated geographic areas. Maps of the different geographic groupings and the rationale behind the groupings are in the Technical Report.

**Data Sources.** The Technical Report describes the all of the data sources for the report, but three to note are: (1) the American Community Survey (2012-2016); (2) Centers for Medicare and Medicaid Services Master Beneficiary Summary File (2014-2015); and (3) The Behavioral Risk Factor Surveillance System (2010-2015).

**Healthy Aging Data Report Team.** Many people contributed to this research. The 2018 research team: Beth Dugan PhD, Frank Porell PhD, Nina Silverstein PhD, Chae Man Lee PhD, Shuang Shuang Wang PhD, Bon Kim, Natalie Pitheckoff, Haowei Wang, Sae Hwang Han, Richard Chunga, & Shiva Prasad from the Gerontology Institute in the McCormack Graduate School of Policy and Global Studies at the University of Massachusetts Boston. The Tufts Health Plan Foundation supported the research and provided important guidance. We thank our Advisory Committee members for contributing ideas and advice on how to make the Data Report best address the needs of Massachusetts. We thank our colleagues at JSI for their continued partnership. Questions or suggestions? [Beth.dugan@umb.edu](mailto:Beth.dugan@umb.edu)